



US00D749902S

(12) **United States Design Patent**
Lee et al.

(10) **Patent No.:** **US D749,902 S**
(45) **Date of Patent:** **** Feb. 23, 2016**

(54) **HANDLE FOR HOME APPLIANCE**

(71) Applicant: **Samsung Electronics Co., Ltd.**,
Suwon-si (KR)
(72) Inventors: **Soo-Jung Lee**, Kimpo-Si (KR);
Chi-Young Ahn, Seoul (KR); **Hong-Pyo**
Kim, Seoul (KR)

(73) Assignee: **Samsung Electronics Co., Ltd.**,
Suwon-si (KR)

(**) Term: **14 Years**

(21) Appl. No.: **29/496,078**

(22) Filed: **Jul. 9, 2014**

(30) **Foreign Application Priority Data**

Jan. 15, 2014 (KR) 30-2014-0002414

(51) **LOC (10) Cl.** **07-02**

(52) **U.S. Cl.**
USPC **D7/402**

(58) **Field of Classification Search**
USPC D7/340, 341, 346, 348, 365, 367, 393,
D7/394, 402, 407; D8/315–318; D32/1, 2,
D32/3; 16/412–420; 126/19 M, 275 R, 275 E,
126/21 A; 99/327, 328, 329 R, 331, 332,
99/348, 457, 467, 448, 468, 483, 339
CPC B65D 51/247; B65D 77/245
See application file for complete search history.

(56) **References Cited**

U.S. PATENT DOCUMENTS

D342,864	S	*	1/1994	Schmidt	D7/393
D569,173	S	*	5/2008	Glander	D7/393
D578,345	S	*	10/2008	Rae	D7/393
D578,824	S	*	10/2008	Munari	D7/393
D638,261	S	*	5/2011	Schroeter	D7/402
D731,852	S	*	6/2015	Pallotto	D7/395
2012/0074826	A1	*	3/2012	Klaus	A47B 95/02 312/405

* cited by examiner

Primary Examiner — Zenia Bennett

(74) *Attorney, Agent, or Firm* — NSIP Law

(57) **CLAIM**

We claim the ornamental design for a handle for home appliance, as shown and described.

DESCRIPTION

FIG. 1 is a front perspective view of a handle for home appliance showing our new design; FIG. 2 is a front view thereof; FIG. 3 is a rear view thereof; FIG. 4 is a left-side view thereof; FIG. 5 is a right-side view thereof; FIG. 6 is a top view thereof; FIG. 7 is a bottom thereof; and, FIG. 8 is another front perspective view thereof, in which a home appliance is shown in broken lines to illustrate an example environment. The broken lines in the figures show portions of the handle for home appliance which form no part of the claimed design. The broken lines shown in FIG. 8 are for environmental purposes only and form no part of the claimed design. The dash dot broken lines in the figures represent an unclaimed boundary line and form no part of the claimed design.

1 Claim, 5 Drawing Sheets

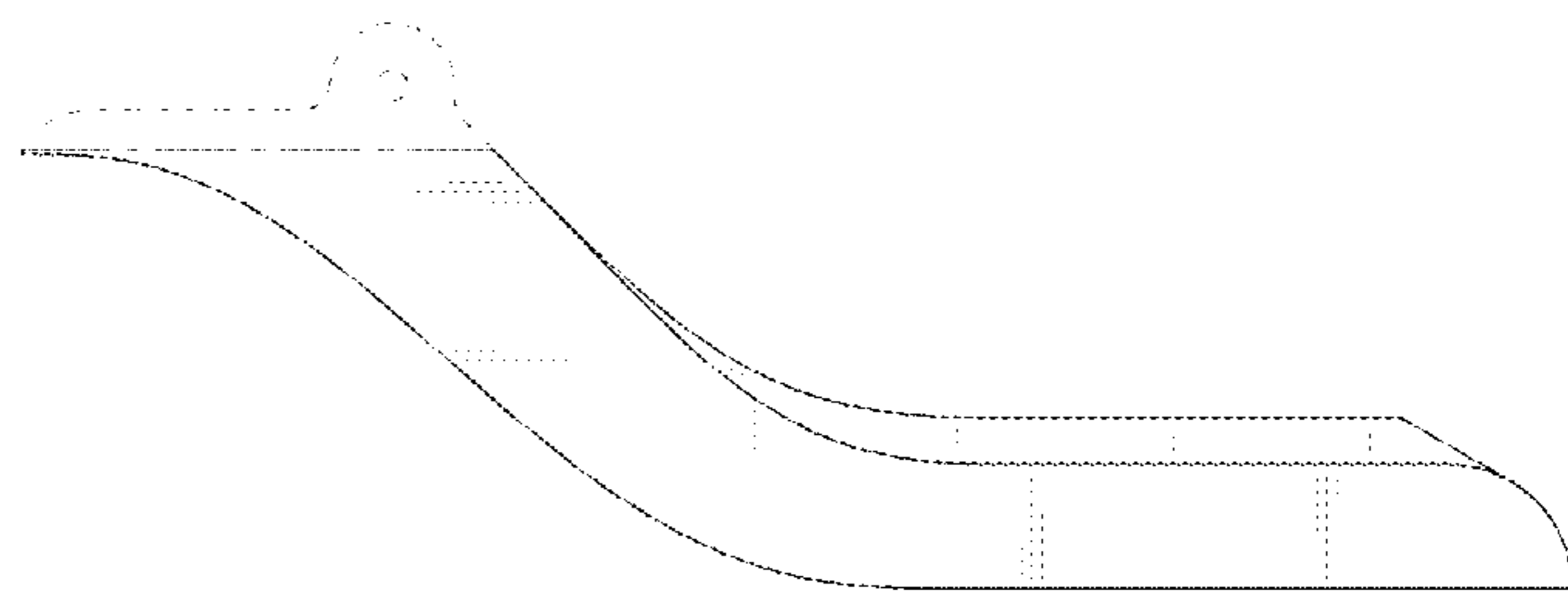
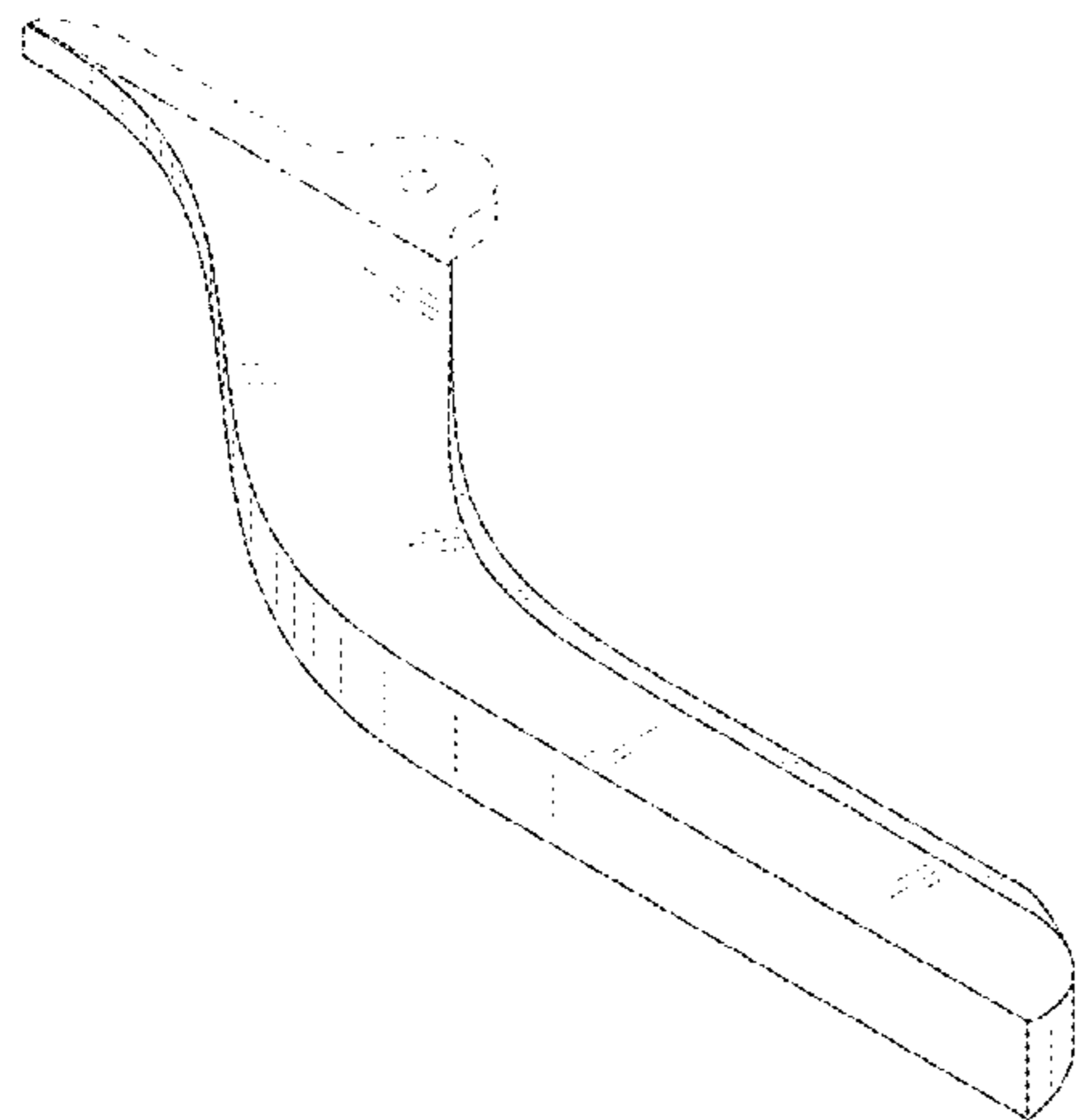


FIG. 1

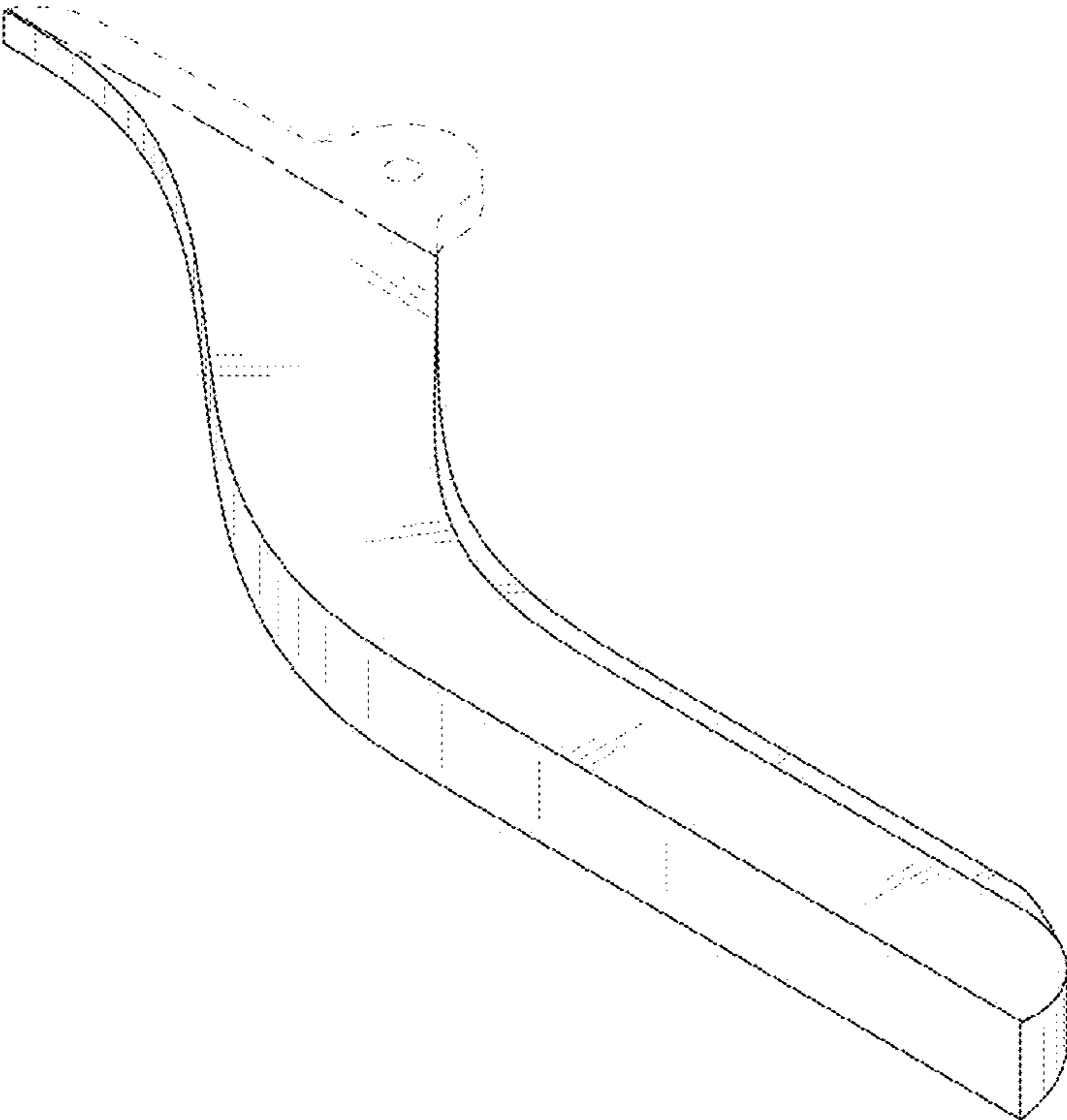


FIG. 2



FIG. 3




FIG. 4

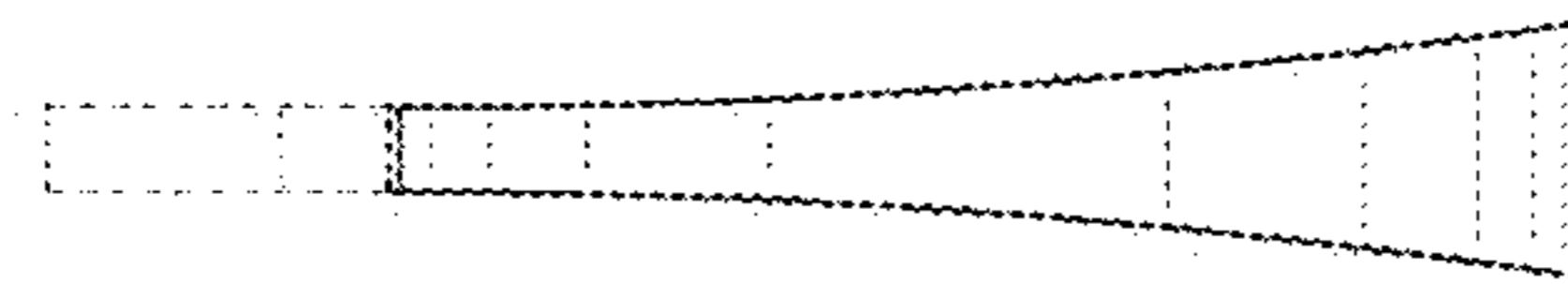


FIG. 5




FIG. 6

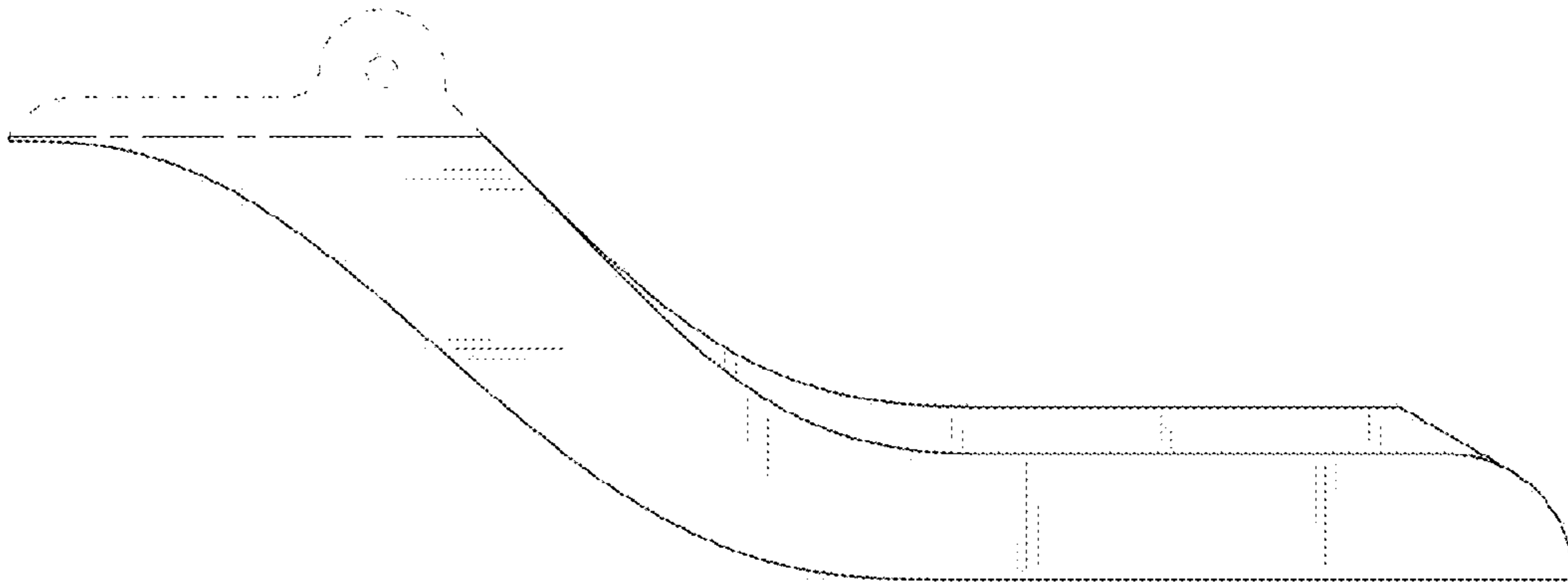


FIG. 7

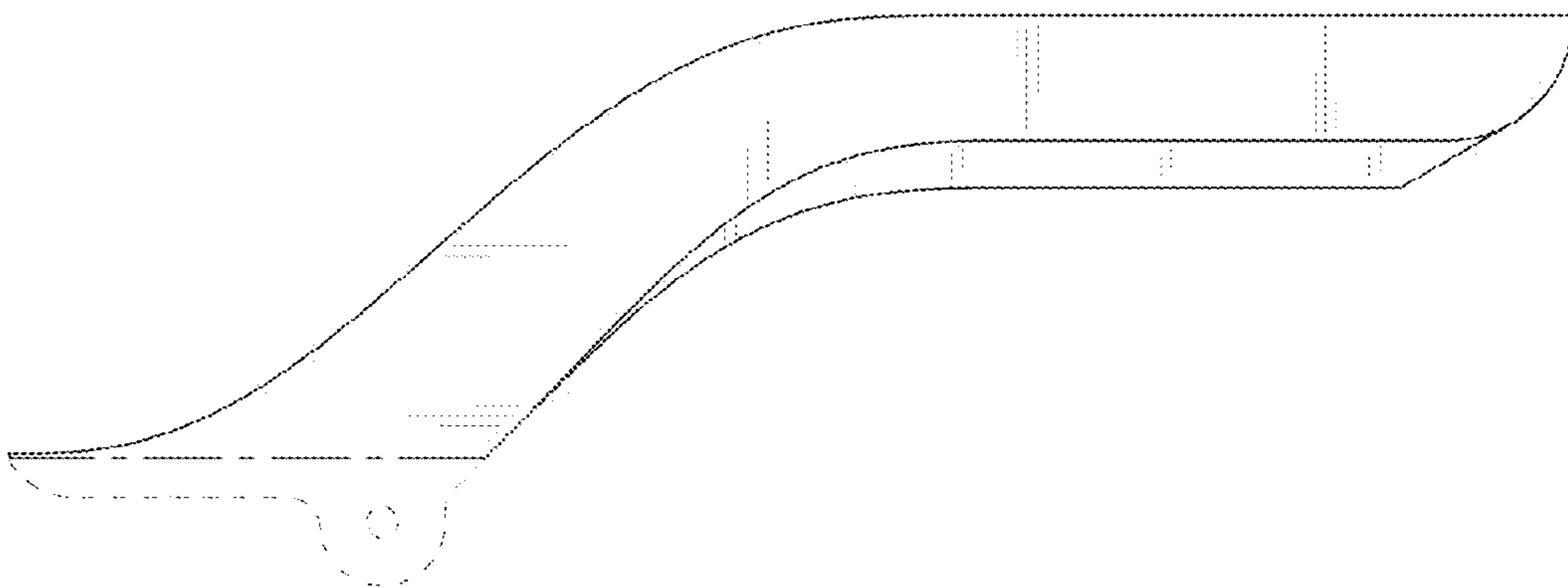


FIG. 8

