



US00D749895S

(12) **United States Design Patent**
Williams

(10) **Patent No.:** **US D749,895 S**
(45) **Date of Patent:** **** Feb. 23, 2016**

(54) **PROTECTIVE MICROWAVE COVERS**

(71) Applicant: **Hattie Williams**, Ocala, FL (US)

(72) Inventor: **Hattie Williams**, Ocala, FL (US)

(**) Term: **14 Years**

(21) Appl. No.: **29/495,440**

(22) Filed: **Jul. 1, 2014**

(51) **LOC (10) Cl.** **07-02**

(52) **U.S. Cl.**
USPC **D7/391**

(58) **Field of Classification Search**
USPC D7/391, 392, 392.1, 393, 397, 543, 566,
D7/586, 629; D9/414, 424-432, 435,
D9/451-452
CPC A23L 1/0128; A47G 19/26; A47J 36/022;
A47J 36/027; A47J 36/06; A47J 37/10;
A47J 37/101; A47J 47/20; B65D 21/0209;
B65D 43/00; B65D 43/02; B65D 43/022;
B65D 43/161; B65D 43/162; B65D 45/00;
B65D 45/16; B65D 45/18; B65D 51/16;
B65D 51/1683; B65D 51/1688; B65D
51/1694; B65F 1/1615; H05B 6/6408
See application file for complete search history.

219/725

6,658,668 B2 12/2003 Newcomb

6,803,552 B1 * 10/2004 Irizarry H05B 6/6408
219/732

7,244,915 B2 * 7/2007 Wright A47J 36/022
219/734

D553,912 S * 10/2007 Frank D7/500

7,414,229 B2 * 8/2008 Hellmann A47J 36/027
219/725

D593,806 S * 6/2009 Scherer D7/566

D618,514 S * 6/2010 Wolhendler D7/586

D656,790 S * 4/2012 Clarichetti D7/566

D661,949 S * 6/2012 Geraghty D7/566

D675,064 S * 1/2013 Mayer D7/543

2004/0164074 A1 8/2004 Newton

2004/0174028 A1 9/2004 O'Bannon

2004/0217113 A1 11/2004 Dancu

2004/0224059 A1 11/2004 Esparza

2008/0092262 A1 4/2008 Carr

FOREIGN PATENT DOCUMENTS

CA 2381435 10/2003

JP 2005006793 11/2006

* cited by examiner

Primary Examiner — Ricky Pham

(57) **CLAIM**

I claim the ornamental design for the protective microwave covers, as shown and described.

(56) **References Cited**

U.S. PATENT DOCUMENTS

2,033,285 A * 3/1936 Harvey A47J 47/20
210/541

D148,891 S * 3/1948 Suman D7/566

4,721,140 A * 1/1988 Coker A47G 19/26
150/154

4,801,773 A 1/1989 Hanlon

5,414,248 A 5/1995 Phillips

6,093,920 A * 7/2000 Beckwith A23L 1/0128

DESCRIPTION

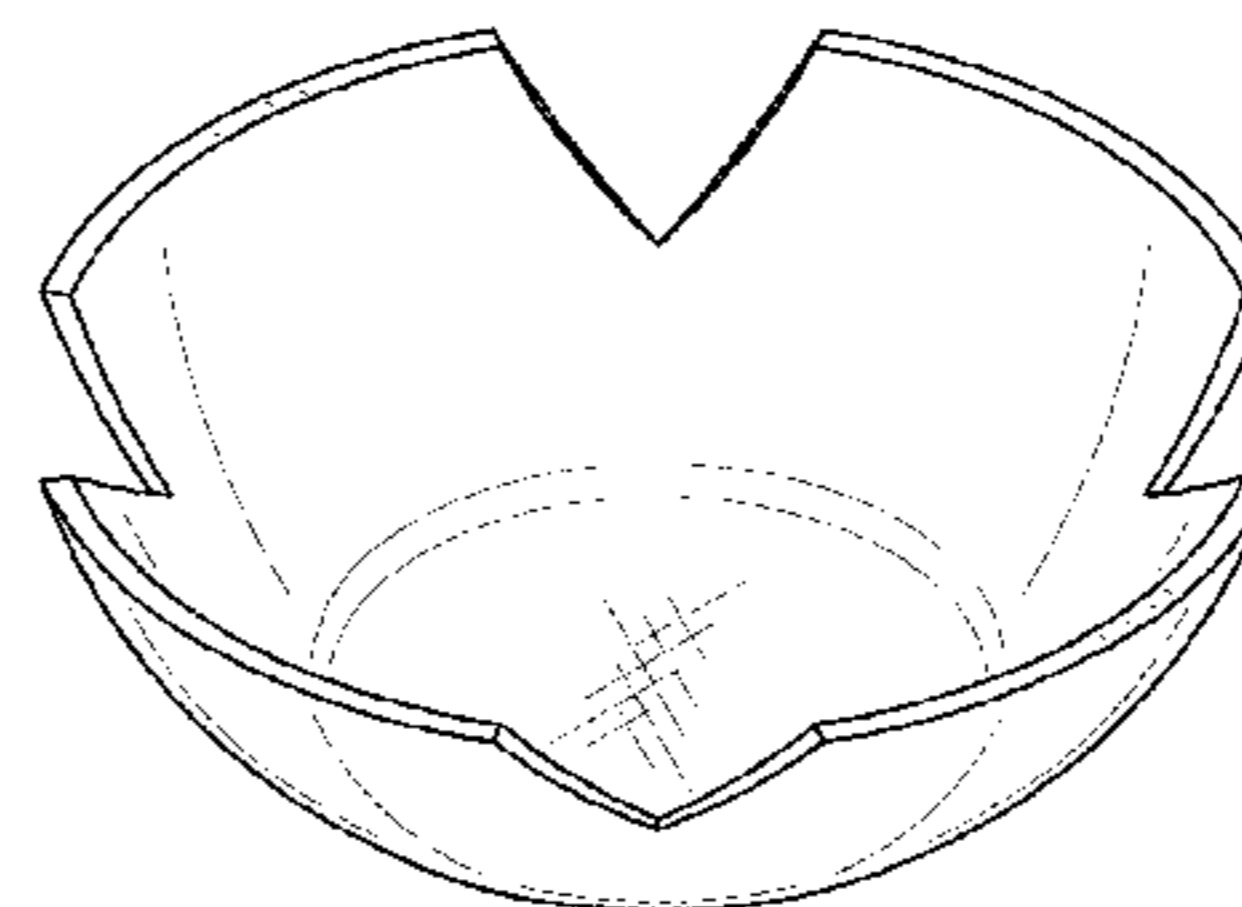
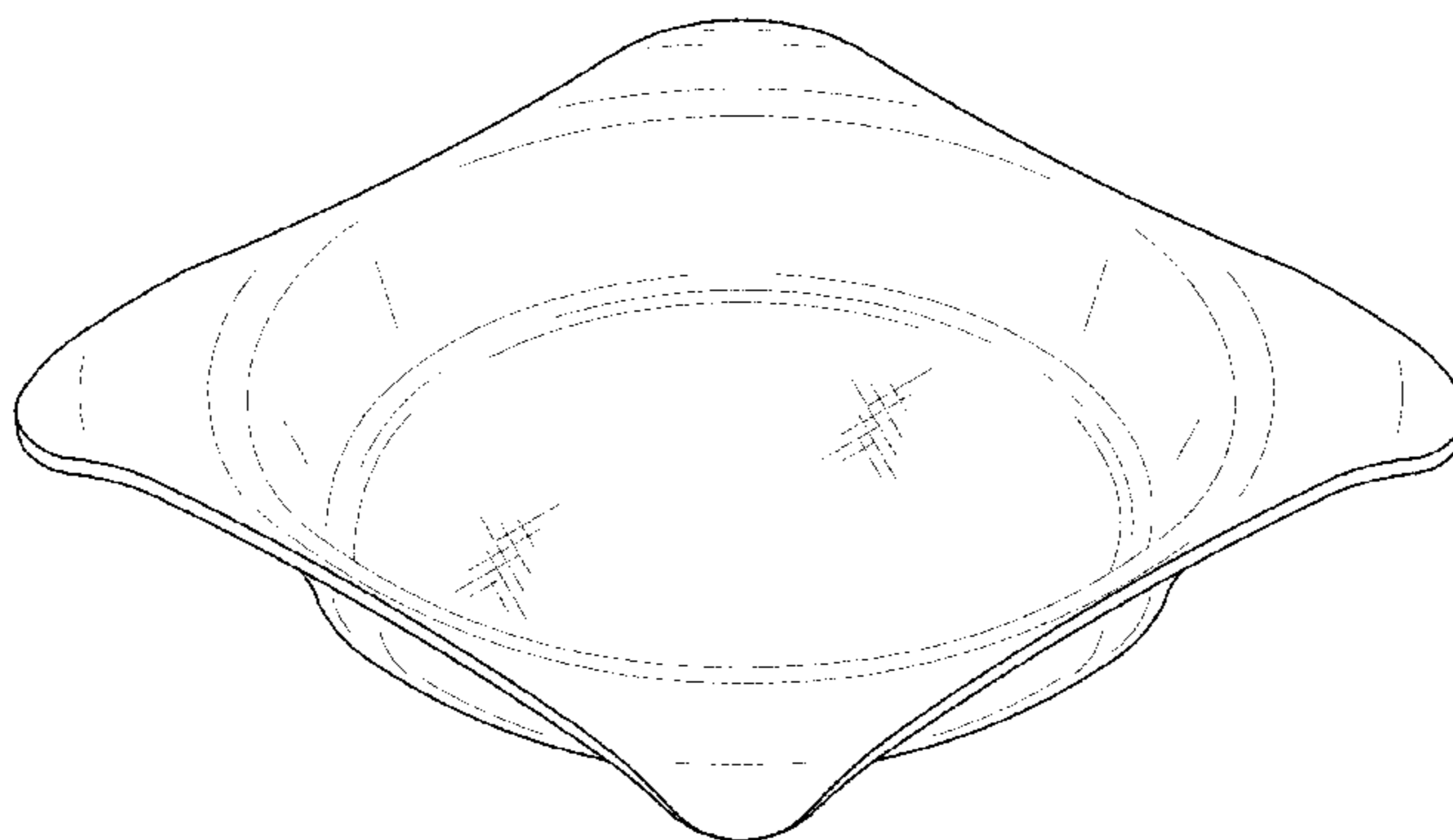
FIG. 1 is a front elevational view of the protective microwave covers showing my new design; the rear and side views being the same thereof;

FIG. 2 is a top view of the claimed design.

FIG. 3 is a bottom view of the claimed design; and,

FIG. 4 is a perspective view of the claimed design.

1 Claim, 4 Drawing Sheets



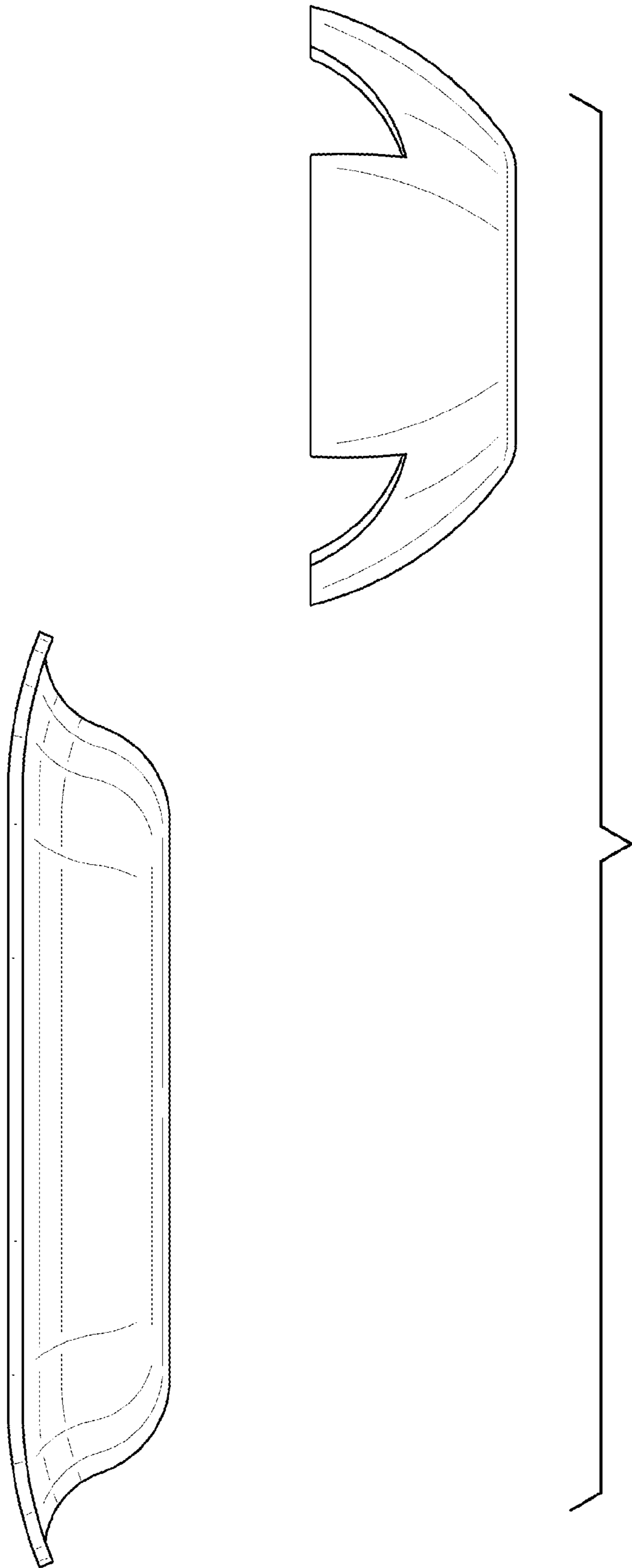


FIG. 1

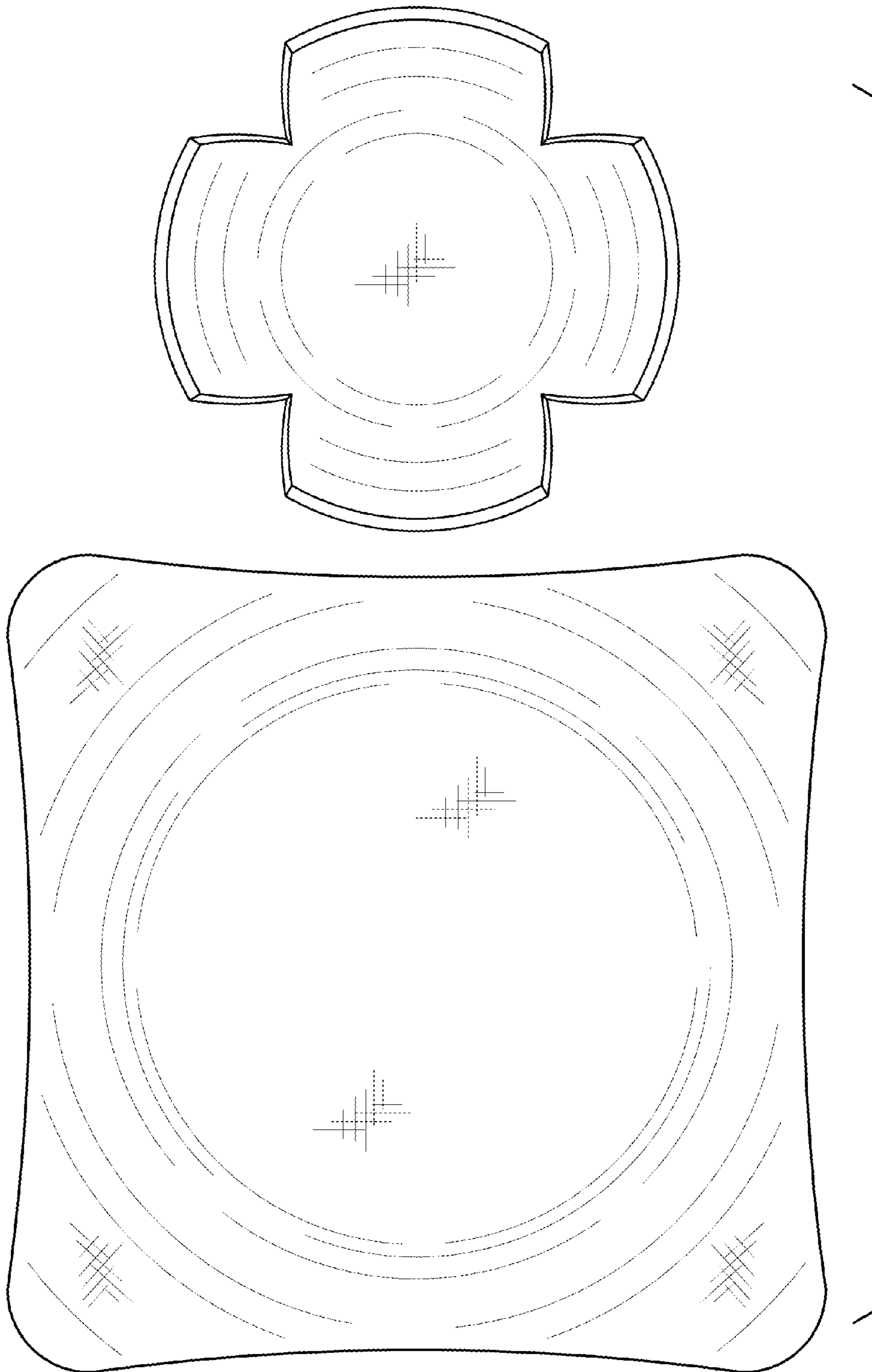


FIG. 2

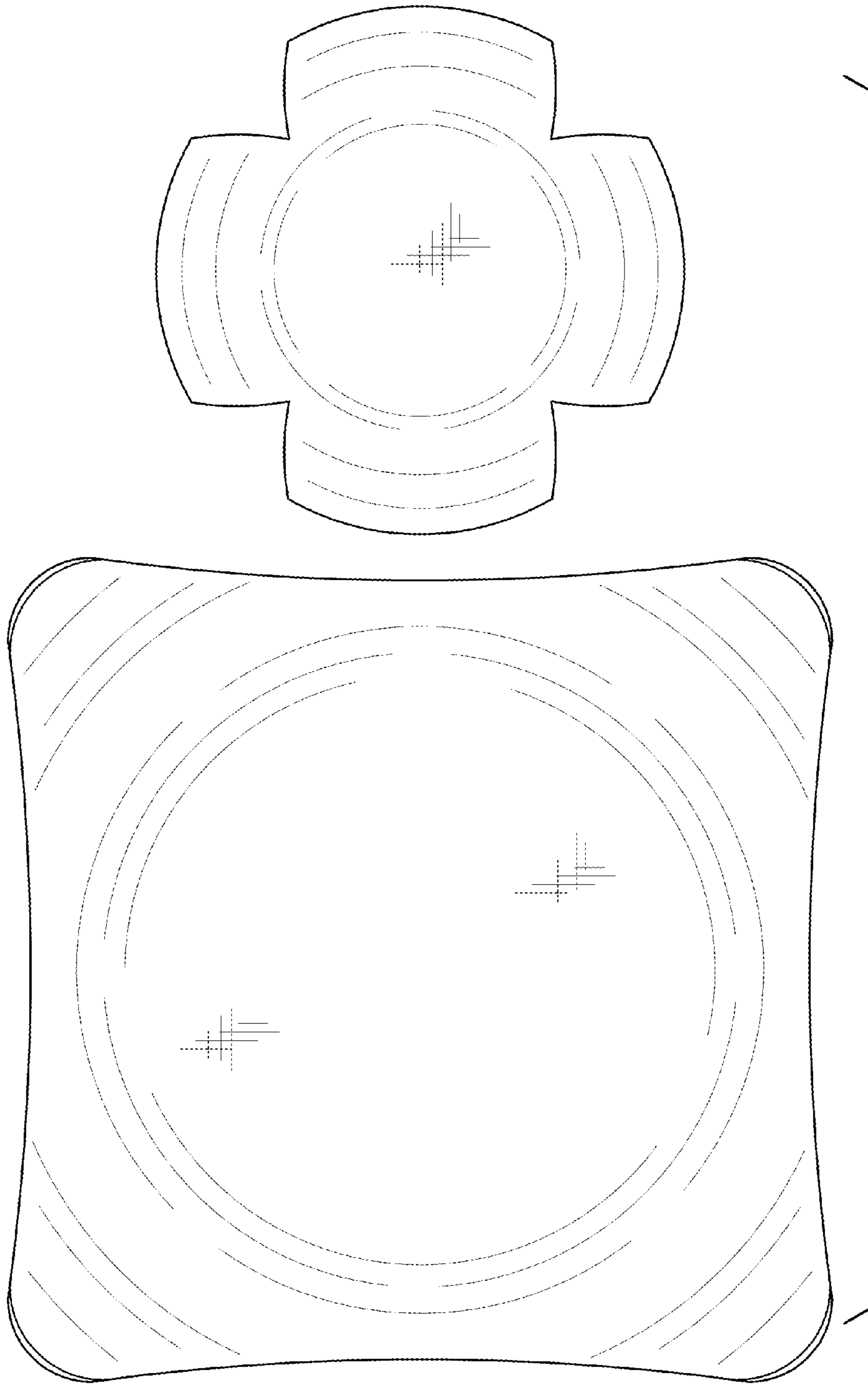


FIG. 3

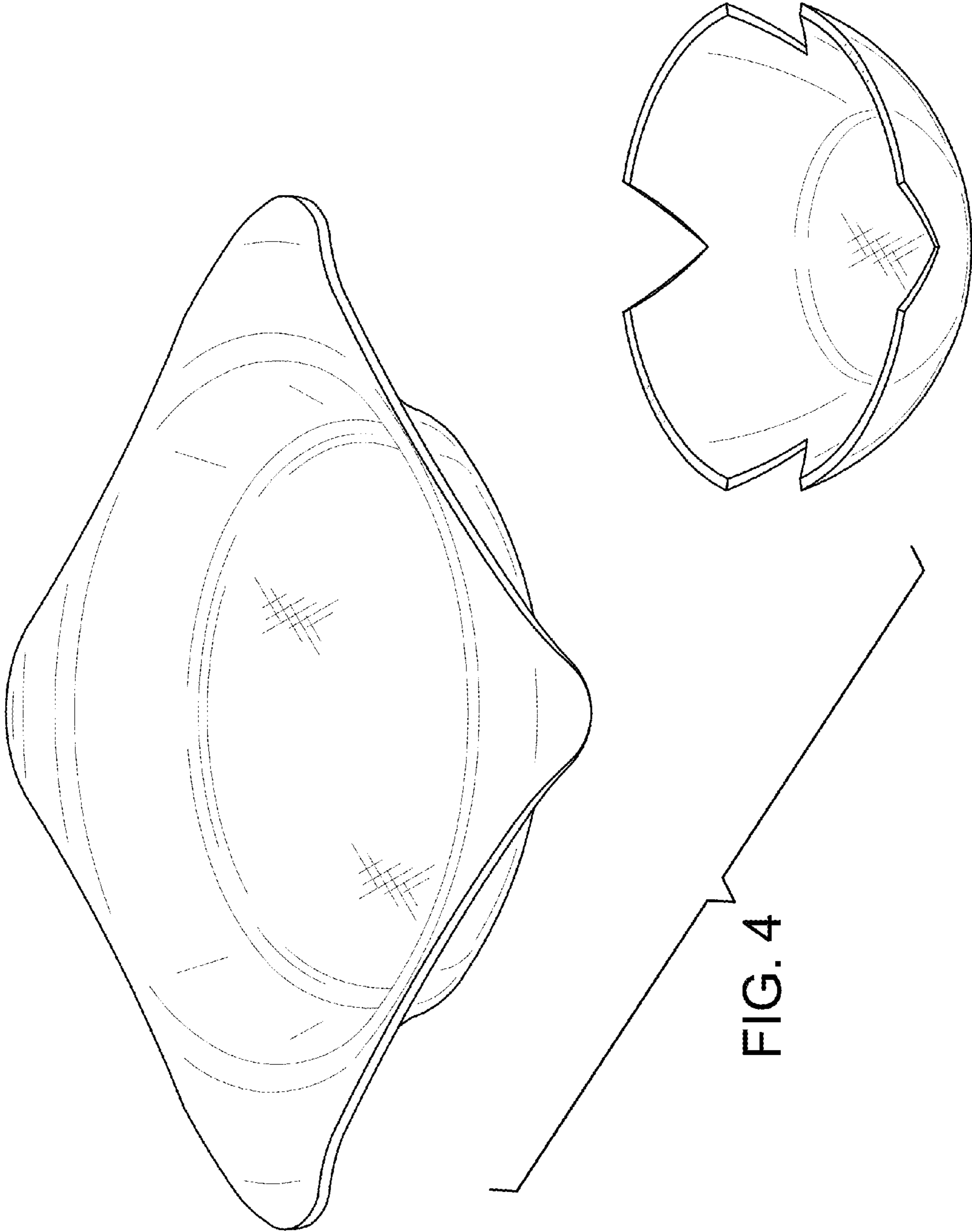


FIG. 4