



US00D749876S

(12) **United States Design Patent**  
**Harris**

(10) **Patent No.:** **US D749,876 S**

(45) **Date of Patent:** **\*\* Feb. 23, 2016**

(54) **GOLF TOWEL**

(71) Applicant: **CALLAWAY GOLF COMPANY,**  
Carlsbad, CA (US)

(72) Inventor: **Corinne Harris,** Oceanside, CA (US)

(73) Assignee: **Callaway Golf Company,** Carlsbad, CA  
(US)

(\*\*) Term: **14 Years**

(21) Appl. No.: **29/504,719**

(22) Filed: **Oct. 8, 2014**

(51) **LOC (10) Cl.** ..... **06-13**

(52) **U.S. Cl.**  
USPC ..... **D6/608**

(58) **Field of Classification Search**

USPC ..... D6/549-600, 601, 603, 609, 611-613,  
D6/616, 617, 608, 602; D32/40; D27/137

CPC ..... A41B 1/00; A41B 13/10; A47G 27/02;  
A47G 279/00; A47G 279/02; A47G 9/00;

A47G 9/02; A47G 9/0207; A47G 9/0223;  
A47G 9/0238; A47G 9/0246; A47G 9/0261;

A47G 9/0284; A47G 9/10; A47G 9/1081;  
A47K 710/02; A47L 19/00; A61B 19/08;

A41D 20/00; A41D 23/00

See application file for complete search history.

(56) **References Cited**

**U.S. PATENT DOCUMENTS**

D314,116 S \* 1/1991 Reed ..... D6/601  
D379,698 S \* 6/1997 Freudenberg ..... D32/40

D473,744 S \* 4/2003 Stoller ..... D6/595  
D539,855 S \* 4/2007 Ban ..... D21/386  
D561,290 S \* 2/2008 Prior ..... D21/789  
D572,960 S \* 7/2008 Bendsen ..... D6/608  
D589,702 S \* 4/2009 Hale ..... D3/221  
D591,548 S \* 5/2009 LaFratta ..... D6/601  
D592,269 S \* 5/2009 Hennings, III ..... D21/801  
D607,525 S \* 1/2010 Marciano ..... D21/769  
D634,905 S \* 3/2011 Adams ..... D32/40  
D657,927 S \* 4/2012 Adams ..... D32/40  
D663,988 S \* 7/2012 Bannister ..... D6/601  
D710,629 S \* 8/2014 Franco ..... D6/608  
D726,391 S \* 4/2015 Clark ..... D2/502

\* cited by examiner

*Primary Examiner* — Manpreet Matharu

*Assistant Examiner* — Jennifer Wright

(74) *Attorney, Agent, or Firm* — Rebecca Hanovice;  
Michael Catania; Sonia Lari

(57) **CLAIM**

The ornamental design for a golf towel, as shown and described.

**DESCRIPTION**

FIG. 1 is a front perspective view of the golf towel;

FIG. 2 is a front plan view thereof;

FIG. 3 is a rear plan view thereof;

FIG. 4 is a right side view thereof;

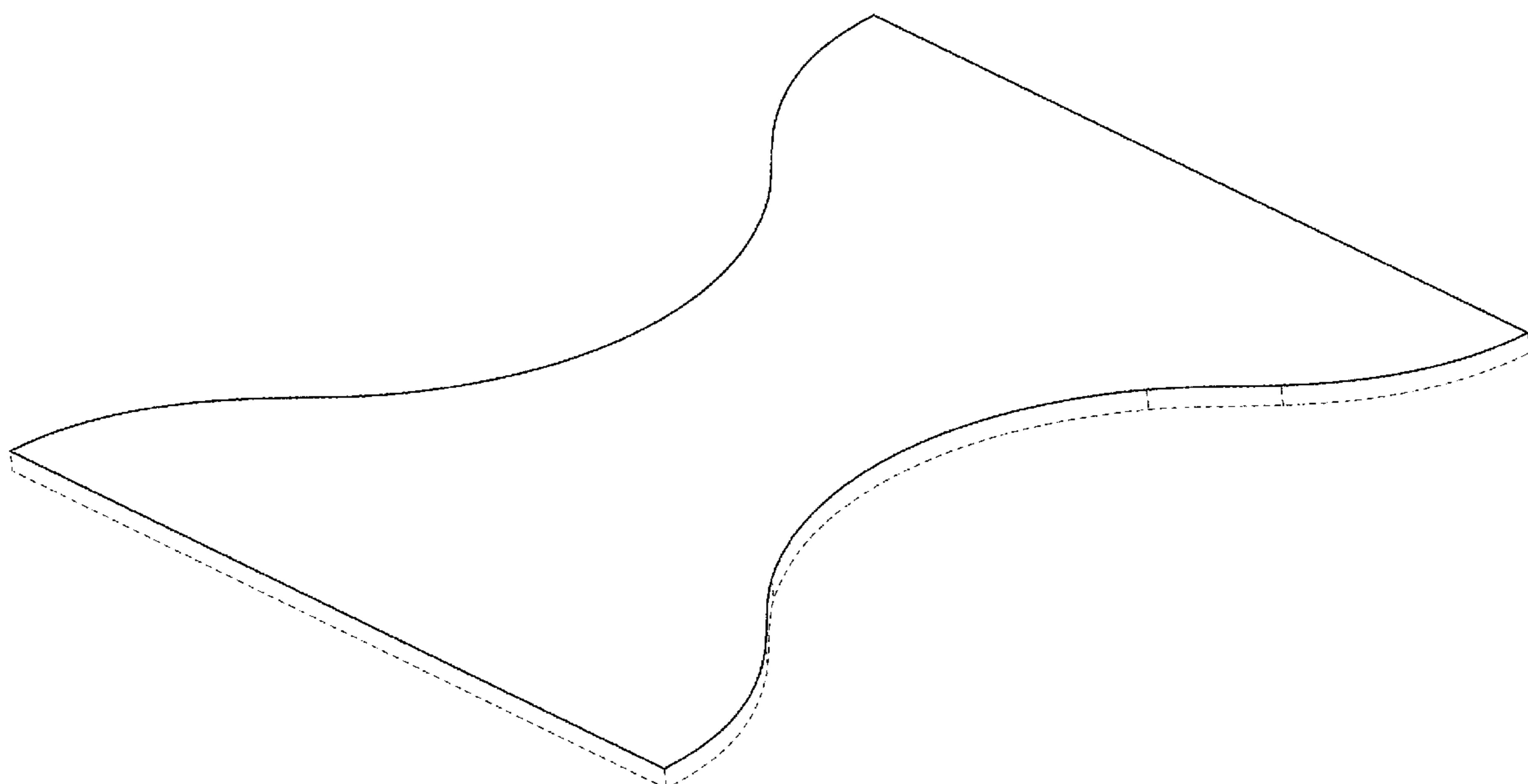
FIG. 5 is a left side view thereof;

FIG. 6 is a top view thereof; and,

FIG. 7 is a bottom view thereof.

The broken lines in the drawings depict parts of the golf towel that form no part of the claimed design.

**1 Claim, 3 Drawing Sheets**



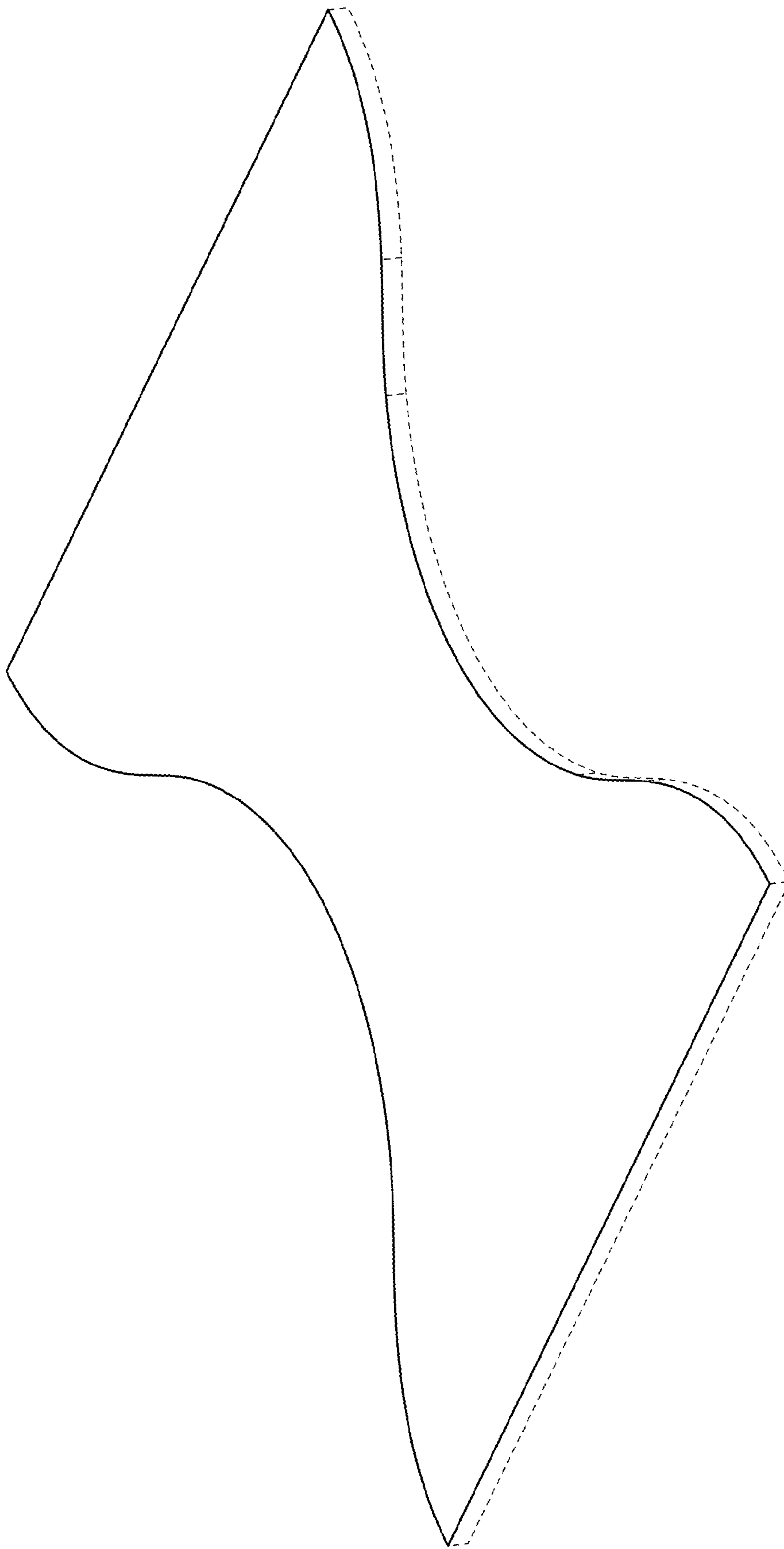


FIG. 1

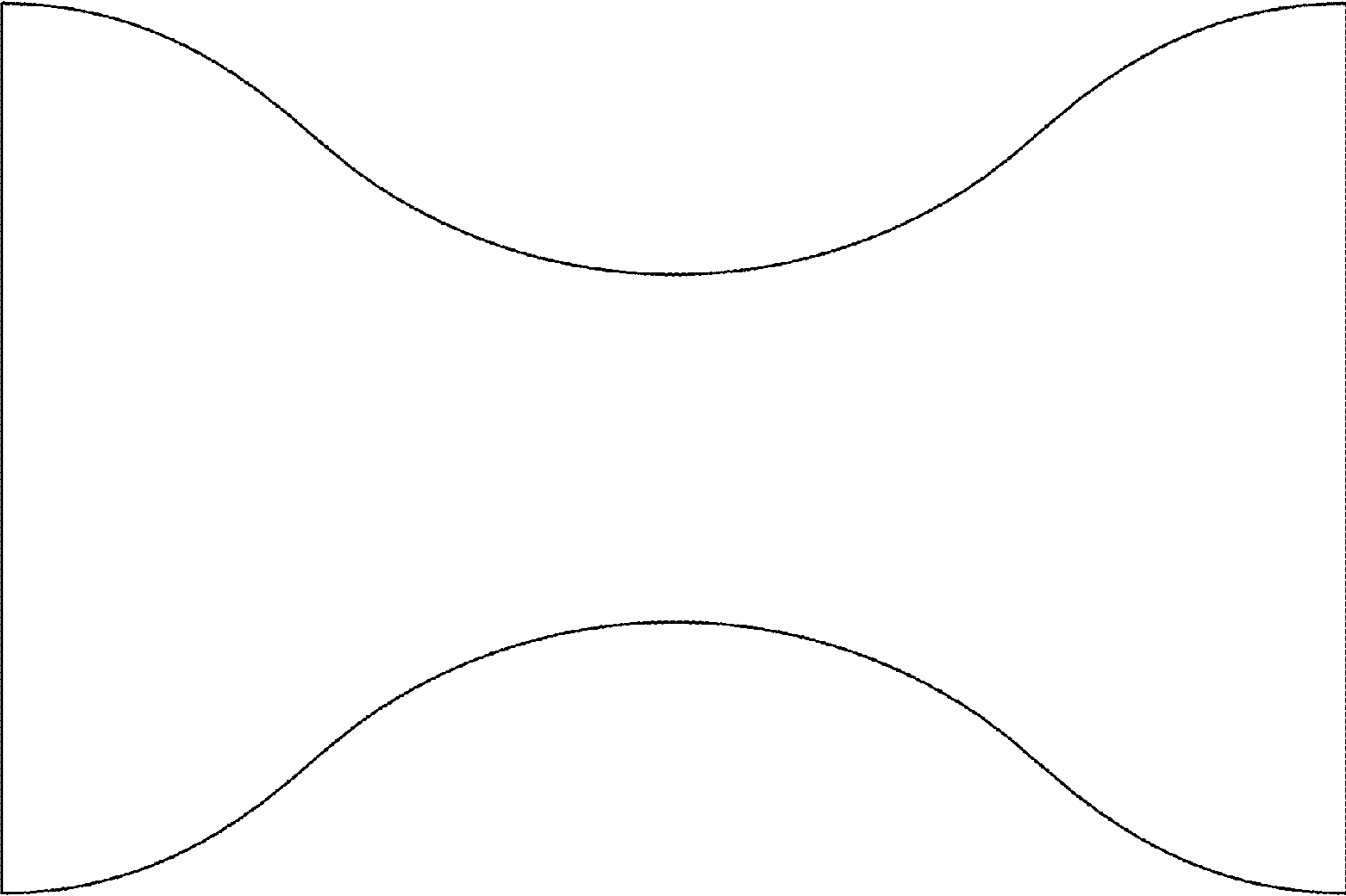


FIG. 2

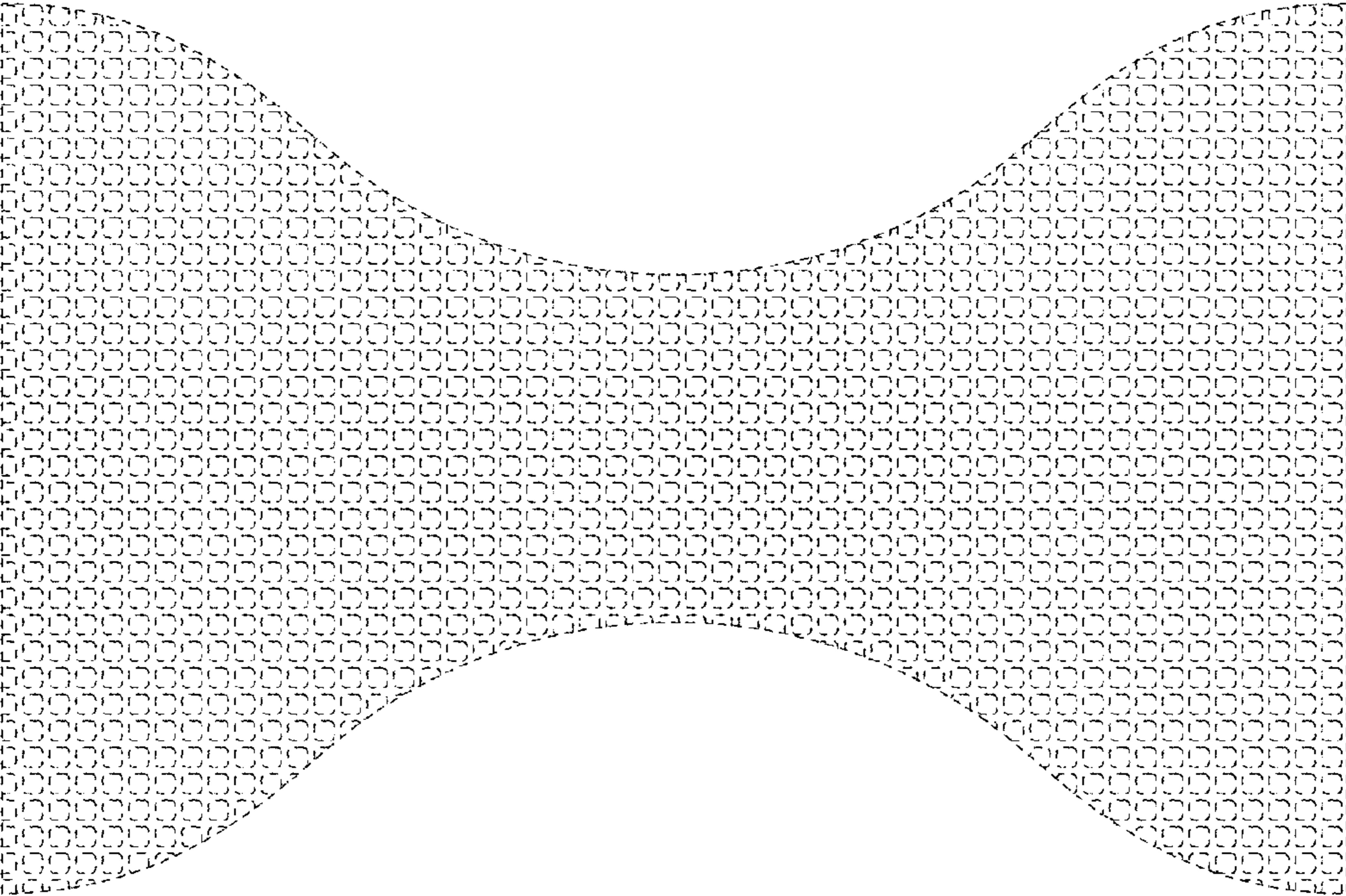


FIG. 3

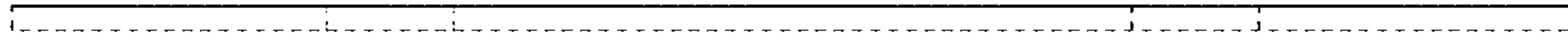


FIG. 4




FIG. 5



FIG. 6



FIG. 7