



US00D749874S

(12) **United States Design Patent**  
**Ueno**

(10) **Patent No.:** **US D749,874 S**

(45) **Date of Patent:** **\*\* Feb. 23, 2016**

(54) **PILLOW**

(71) Applicant: **Shuya Ueno**, Nagoya (JP)

(72) Inventor: **Shuya Ueno**, Nagoya (JP)

(73) Assignee: **Shuya Ueno**, Nagoya-shi, Aichi

(\*\*) Term: **14 Years**

(21) Appl. No.: **29/500,321**

(22) Filed: **Aug. 25, 2014**

(51) **LOC (10) Cl.** ..... **06-09**

(52) **U.S. Cl.**  
USPC ..... **D6/601**

(58) **Field of Classification Search**  
USPC ..... D6/595–601, 604–606; D24/183;  
D1/104, 106, 126–128; D21/604, 630,  
D21/803, 804, 808  
CPC .... A47C 20/00; A47C 20/021; A47C 20/026;  
A47C 20/027; A47C 7/021; A47C 16/00;  
A47G 9/10; A47G 9/1027; A47G 9/1045;  
A47G 9/1054; A47G 9/1063; A47G 9/1072;  
A47G 9/1081; A47G 9/109

See application file for complete search history.

(56) **References Cited**

U.S. PATENT DOCUMENTS

|                |         |                  |                        |
|----------------|---------|------------------|------------------------|
| D474,364 S *   | 5/2003  | Arcieri .....    | D6/601                 |
| D554,758 S *   | 11/2007 | Hennessy .....   | D24/183                |
| 7,676,871 B1 * | 3/2010  | Leach .....      | A47D 13/08<br>5/653    |
| D622,087 S *   | 8/2010  | Carr .....       | D6/601                 |
| 8,555,429 B2 * | 10/2013 | Leach .....      | A01K 1/0353<br>4/572.1 |
| 8,566,985 B2 * | 10/2013 | Kim .....        | A47G 9/109<br>5/636    |
| D709,303 S     | 7/2014  | Velasco          |                        |
| D729,545 S *   | 5/2015  | Blumenthal ..... | D6/601                 |

\* cited by examiner

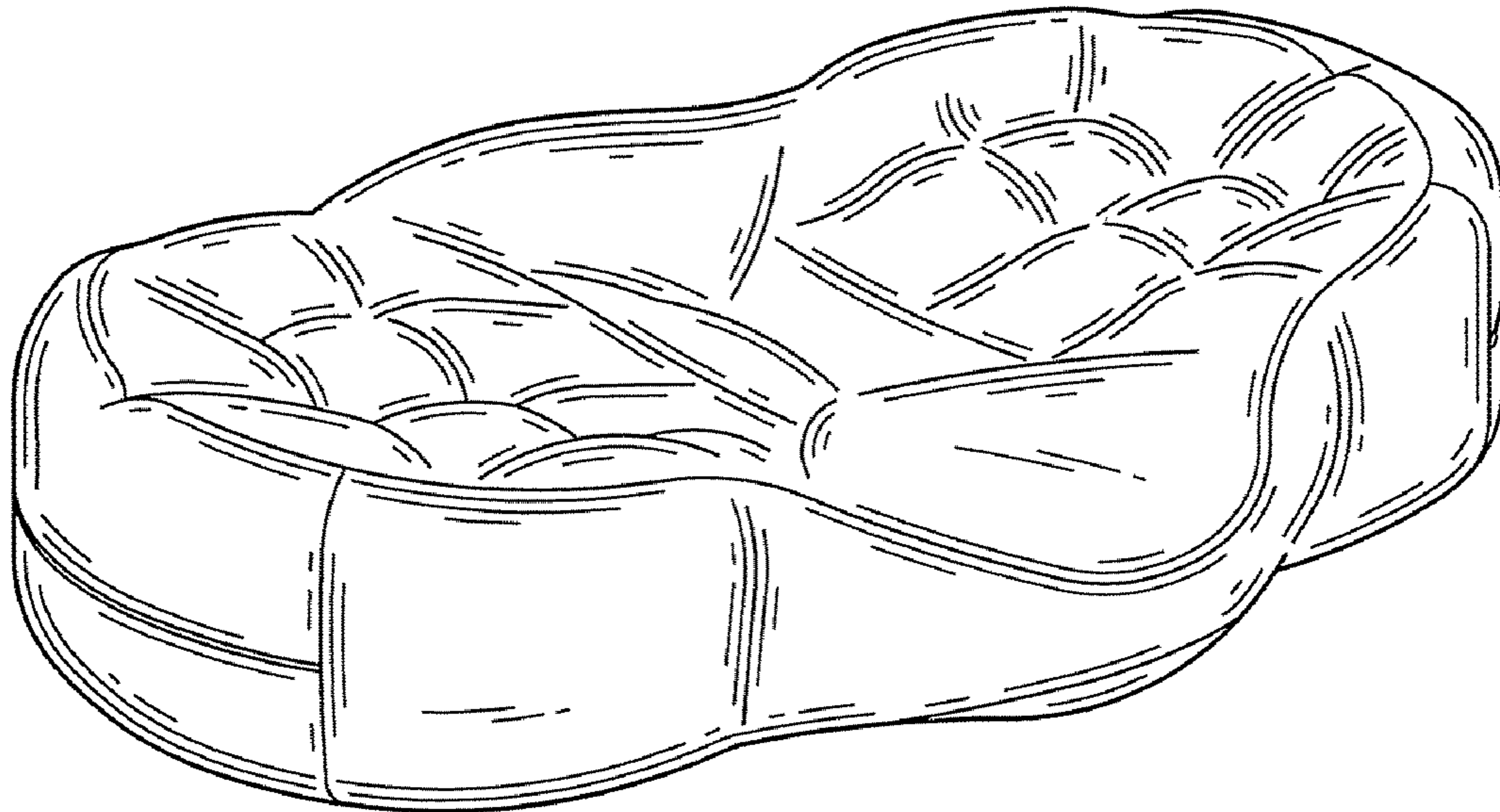
*Primary Examiner* — Mary Ann Calabrese  
(74) *Attorney, Agent, or Firm* — Amin, Turocy & Watson, LLP

(57) **CLAIM**  
The ornamental design for a pillow, as shown and described.

**DESCRIPTION**

FIG. 1 is a front view of a pillow showing my new design;  
FIG. 2 is a rear view thereof;  
FIG. 3 is a left side elevation view thereof;  
FIG. 4 is a right side elevation view thereof;  
FIG. 5 is a top view thereof;  
FIG. 6 is a bottom view thereof; and,  
FIG. 7 is a perspective view thereof.

**1 Claim, 7 Drawing Sheets**



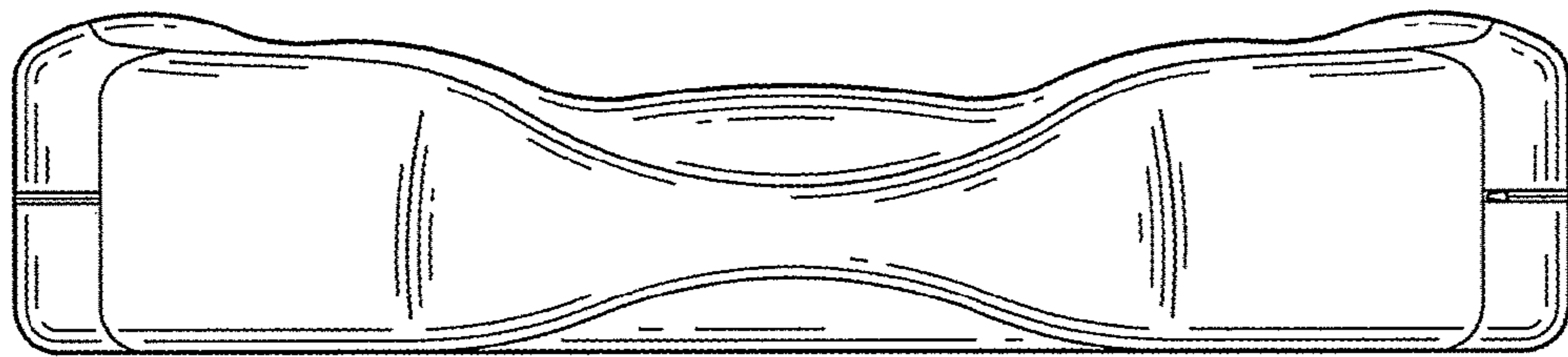


FIG. 1

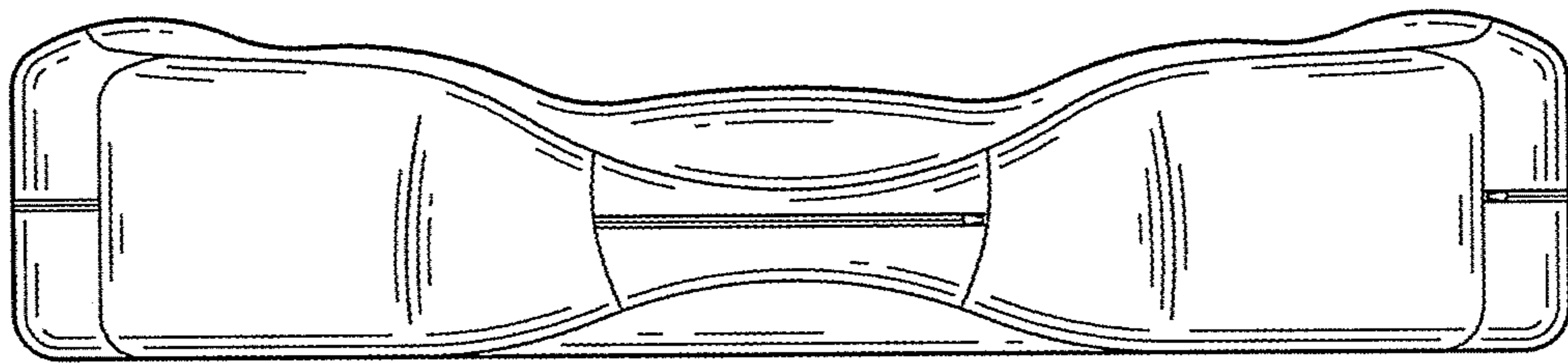


FIG. 2



FIG. 3




FIG. 4

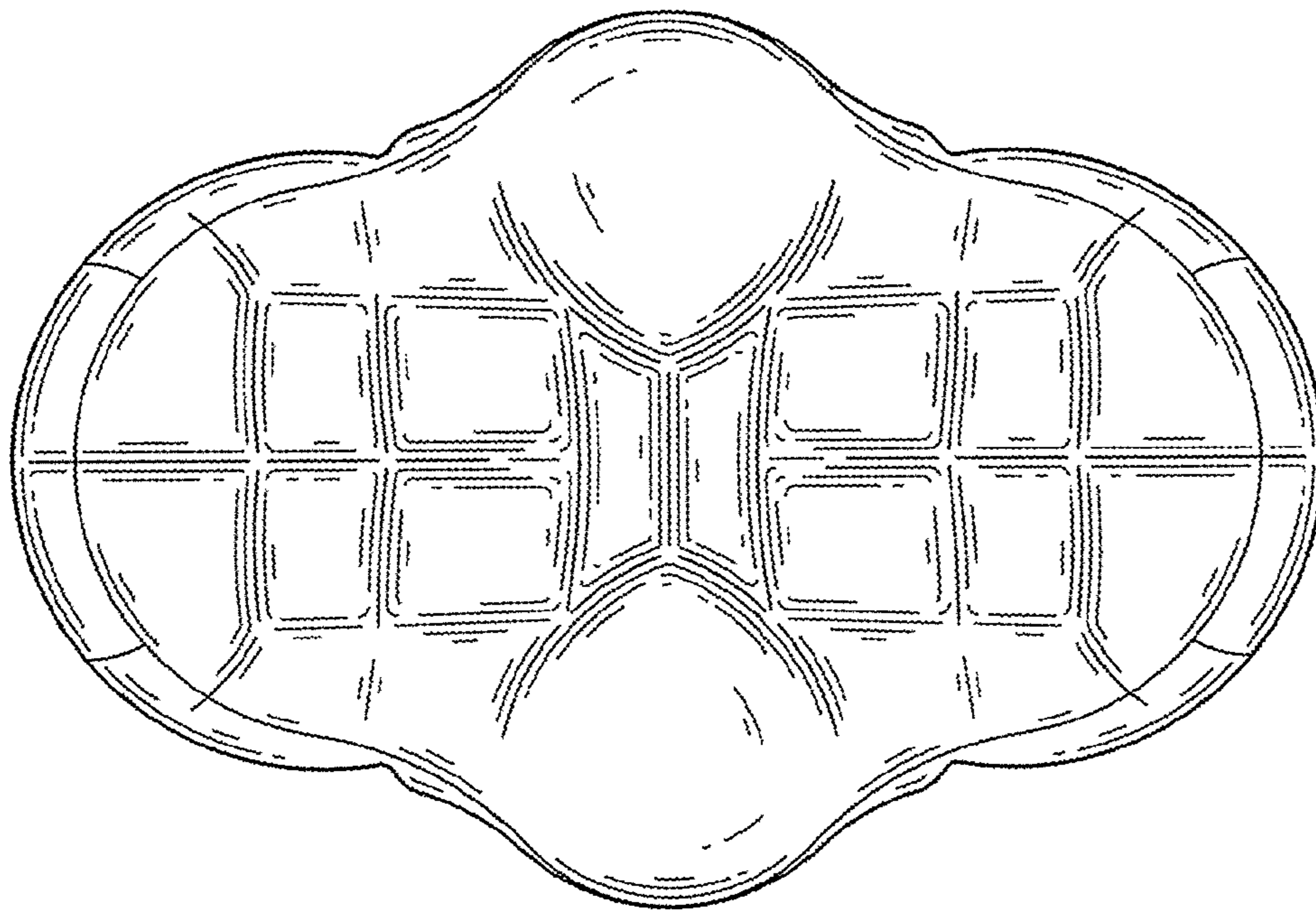


FIG. 5



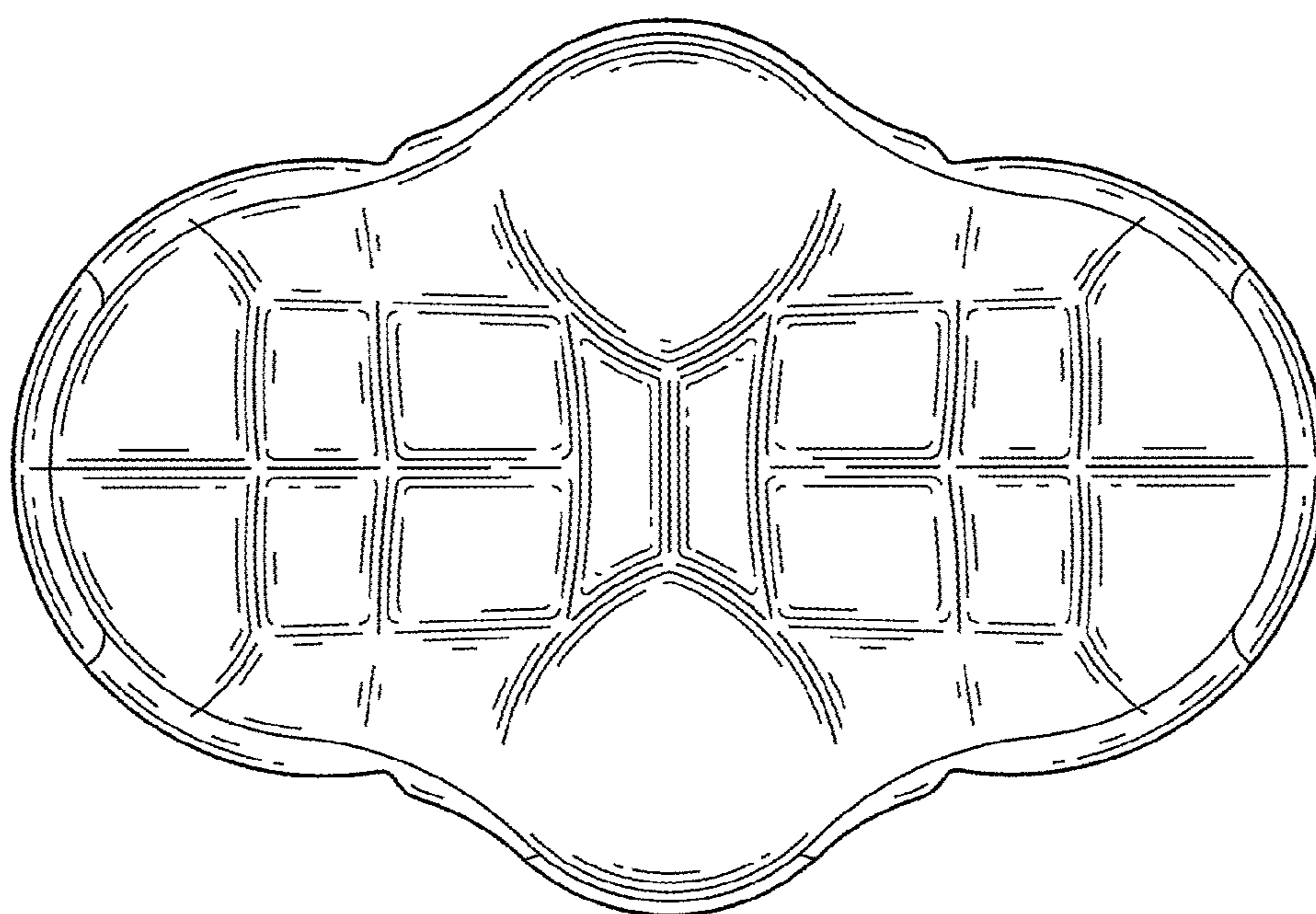


FIG. 6

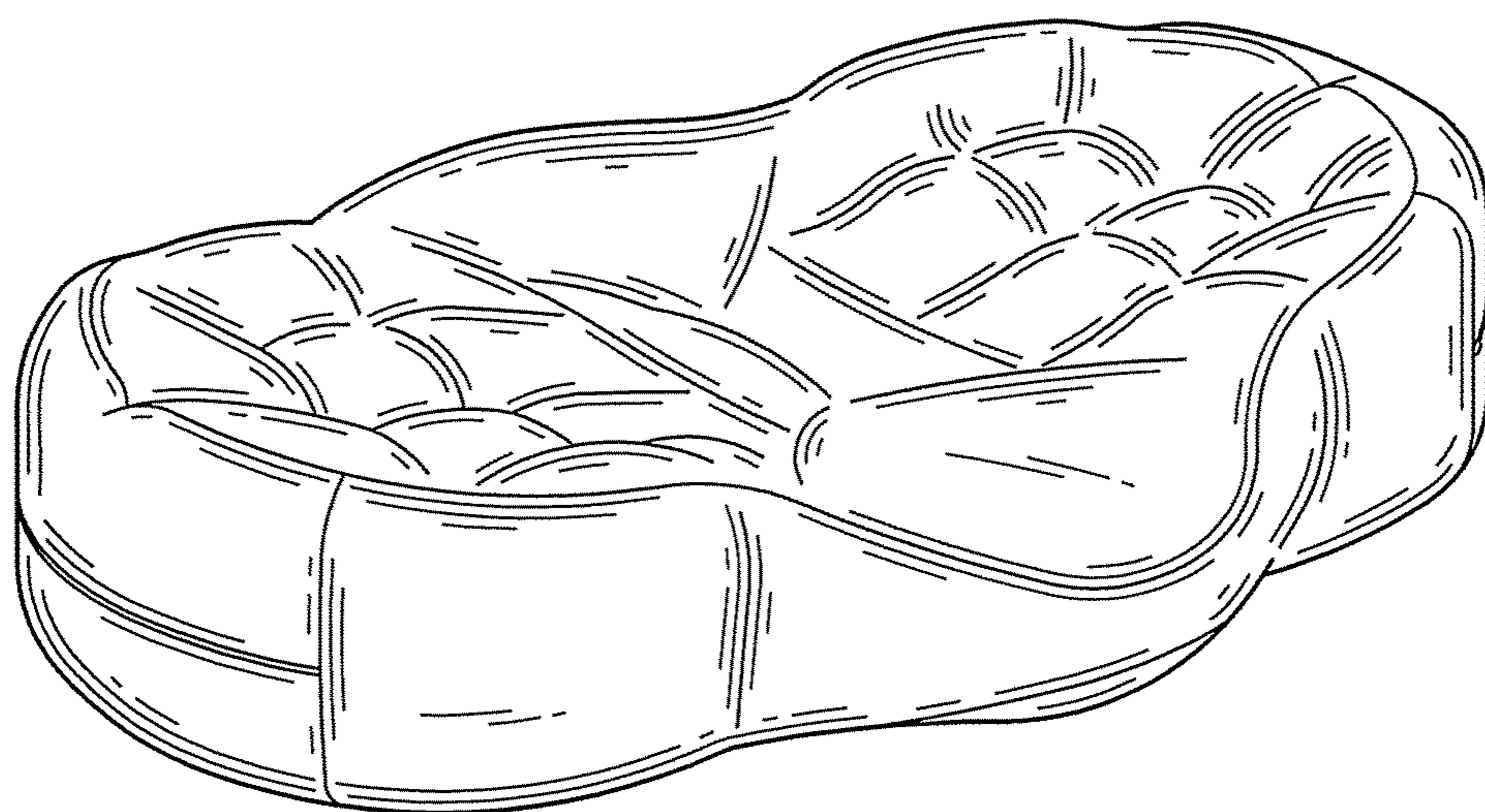


FIG. 7