



US00D749853S

(12) **United States Design Patent**
Cessot

(10) **Patent No.:** **US D749,853 S**
(45) **Date of Patent:** **** Feb. 23, 2016**

(54) **ELECTRONIC TOOTHBRUSH**

(71) Applicant: **Kolibree SAS**, Paris (FR)

(72) Inventor: **Loic Cessot**, Paris (FR)

(73) Assignee: **Kolibree SAS**, Paris (FR)

(**) Term: **14 Years**

(21) Appl. No.: **29/503,915**

(22) Filed: **Sep. 30, 2014**

(30) **Foreign Application Priority Data**

Apr. 1, 2014 (FR) 141458

(51) **LOC (10) Cl.** **28-03**

(52) **U.S. Cl.**
USPC **D4/101**

(58) **Field of Classification Search**
USPC D4/101, 104–113
CPC A46B 3/00; A46B 9/00; A46B 9/02;
A46B 9/04; A46B 9/045; A46B 2200/10;
A46B 2200/1026; A46B 2200/1046; A46B
2200/1053; A46B 2200/1066; A46B
2200/1073; A46B 2200/108; A46B 2200/1086
See application file for complete search history.

(56) **References Cited**

U.S. PATENT DOCUMENTS

- 1,813,360 A * 7/1931 Priest A46B 15/0071
132/309
- 3,782,397 A * 1/1974 McCord A46B 15/0071
132/309
- D235,491 S * 6/1975 Spiegel D4/101
- 5,242,233 A * 9/1993 Sirota A46B 11/0027
15/167.1
- D343,064 S * 1/1994 Reno D4/104

- D385,702 S * 11/1997 Okada D4/101
- D402,811 S * 12/1998 Stansbury, Jr. D4/101
- 6,332,233 B1 * 12/2001 Proulx A46B 5/02
15/143.1
- 6,401,288 B1 * 6/2002 Porper A46B 5/0012
15/167.2
- 7,156,108 B2 * 1/2007 Xin A45D 44/18
132/322
- D663,122 S * 7/2012 Nanda D4/101
- D696,023 S * 12/2013 Gebski D4/101
- D703,955 S * 5/2014 Nanda D4/104
- D710,109 S * 8/2014 Nanda D4/104
- 2011/0296643 A1 * 12/2011 Shepherd A46B 5/0095
15/167.1
- 2014/0310900 A1 * 10/2014 Curry A46B 9/04
15/167.1
- 2015/0030373 A1 * 1/2015 Perera A46B 9/04
401/174
- 2015/0173502 A1 * 6/2015 Sedic A46B 9/04
15/22.1

* cited by examiner

Primary Examiner — Clare E Heflin

(74) *Attorney, Agent, or Firm* — Robert E. Krebs; Nixon Peabody LLP

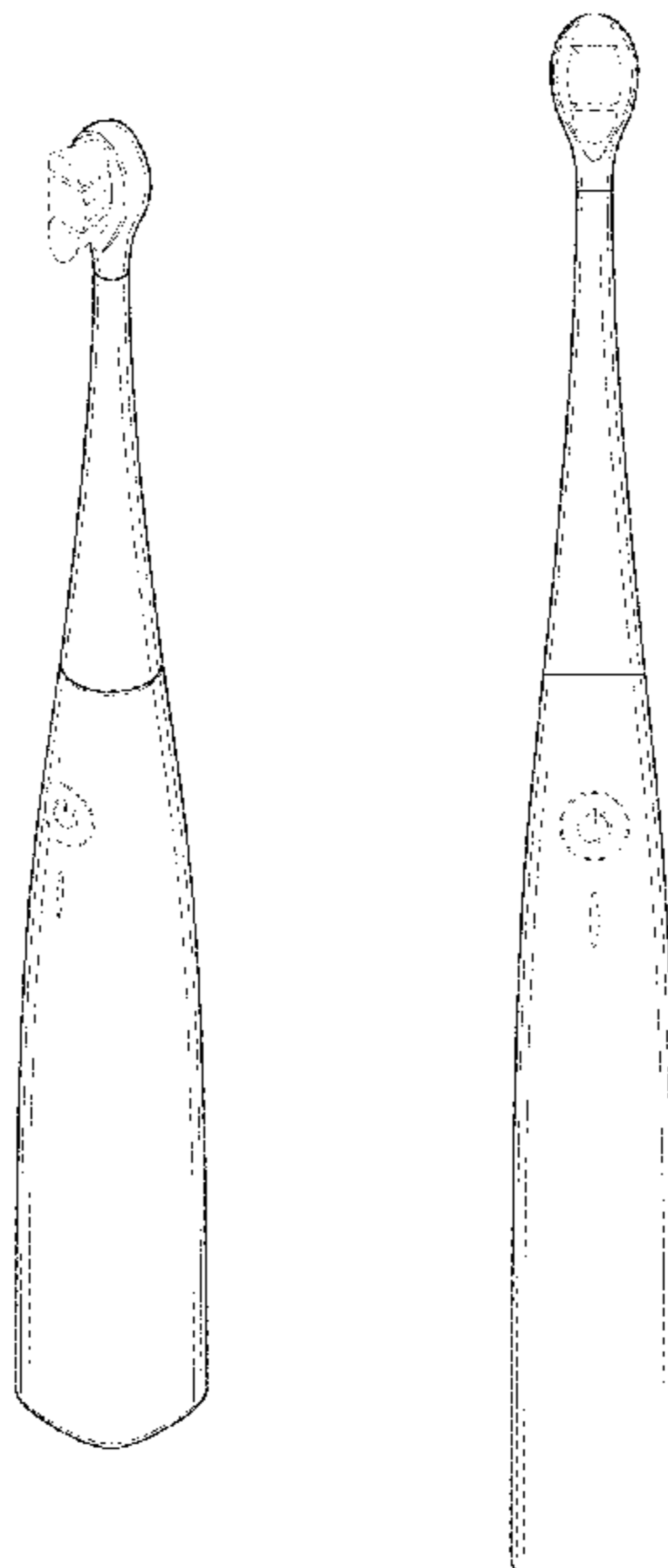
(57) **CLAIM**

The ornamental design for an electronic toothbrush, as shown and described.

DESCRIPTION

FIG. 1 is a front top perspective view;
FIG. 2 is a front view;
FIG. 3 is a rear view;
FIG. 4 is a left side view;
FIG. 5 is a right side view;
FIG. 6 is a top view; and,
FIG. 7 is a bottom view.
The broken lines shown on the drawings depict portions of the electronic toothbrush that form no part of the claimed design.

1 Claim, 6 Drawing Sheets



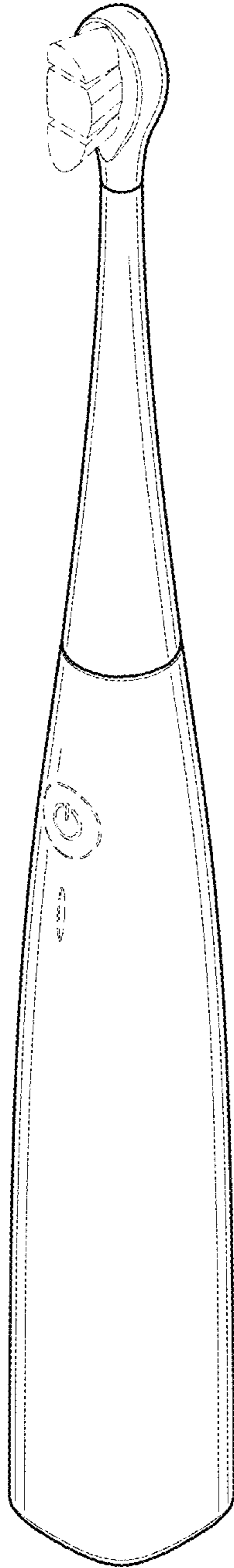


FIG. 1

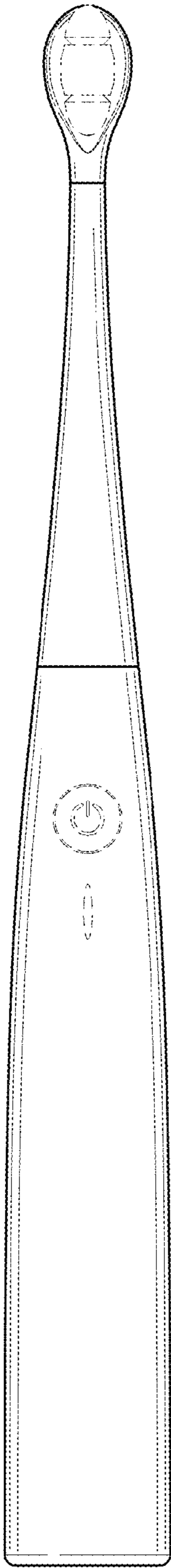


FIG. 2

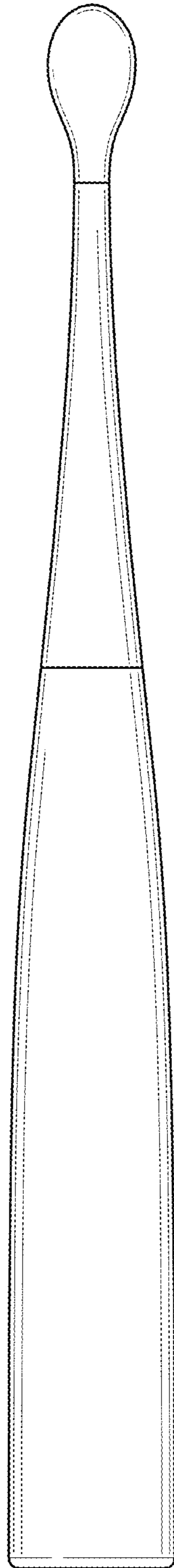


FIG. 3

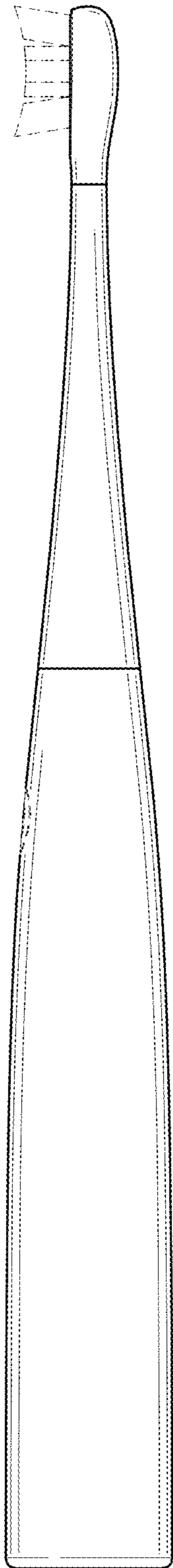


FIG. 4

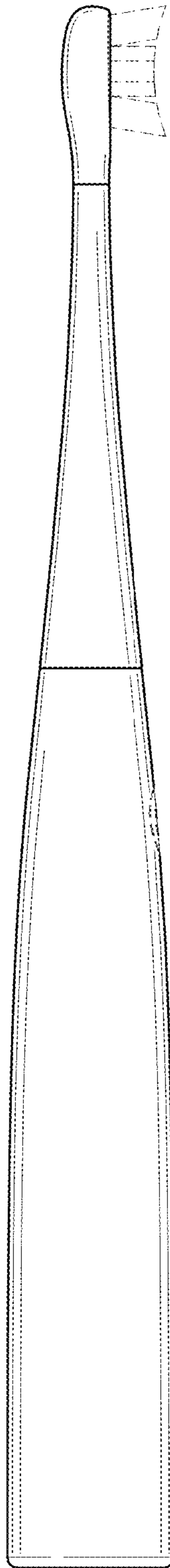


FIG. 5

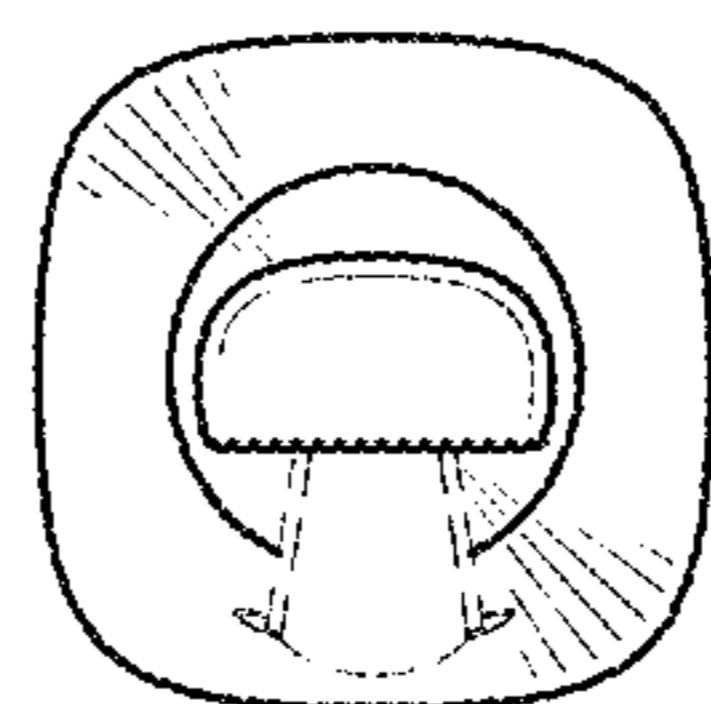


FIG. 6

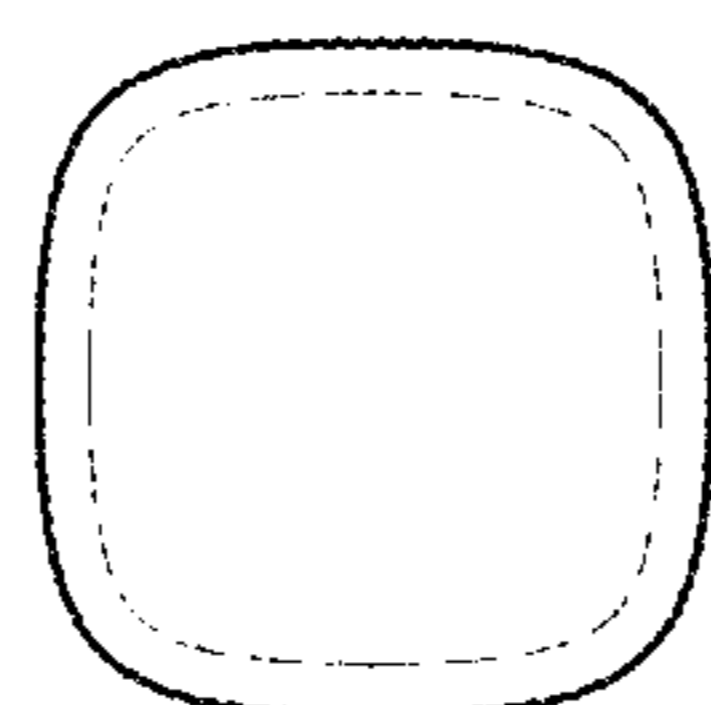


FIG. 7