



US00D749842S

(12) **United States Design Patent**  
**Sutton**

(10) **Patent No.:** **US D749,842 S**

(45) **Date of Patent:** **\*\* Feb. 23, 2016**

(54) **CLEAR TOTE**

(71) Applicant: **Sharon C. Sutton**, Memphis, TN (US)

(72) Inventor: **Sharon C. Sutton**, Memphis, TN (US)

(\*\*) Term: **14 Years**

(21) Appl. No.: **29/474,559**

(22) Filed: **Oct. 27, 2014**

(51) **LOC (10) Cl.** ..... **03-01**

(52) **U.S. Cl.**  
USPC ..... **D3/246**

(58) **Field of Classification Search**  
USPC ..... D3/232-233, 240-243, 245-246  
CPC ..... A45C 1/024; A45C 3/06  
See application file for complete search history.

(56) **References Cited**

**U.S. PATENT DOCUMENTS**

D131,562 S \* 3/1942 Lewis ..... D3/241  
D139,076 S \* 10/1944 Morris ..... D3/241

D447,628 S \* 9/2001 Haapala ..... D3/246  
6,588,840 B1 7/2003 Lombardo  
D619,901 S \* 7/2010 Wolf ..... D3/246  
2009/0314594 A1 12/2009 Harrison  
2010/0236885 A1 9/2010 Scicluna  
2013/0193019 A1 8/2013 Gluck

\* cited by examiner

*Primary Examiner* — Holly Baynham

(74) *Attorney, Agent, or Firm* — Paul R. Martin


(57) **CLAIM**

The ornamental design for a clear tote, as shown and described.

**DESCRIPTION**

FIG. 1 is a perspective view of the clear tote of my new design. FIG. 2 is a front elevational view thereof. FIG. 3 is a rear elevational view thereof. FIG. 4 is an elevational view of one side thereof. The opposite side elevational view is a mirror image thereof. FIG. 5 is a top plan view thereof; and, FIG. 6 is a bottom plan view thereof.

**1 Claim, 3 Drawing Sheets**






FIG. 1

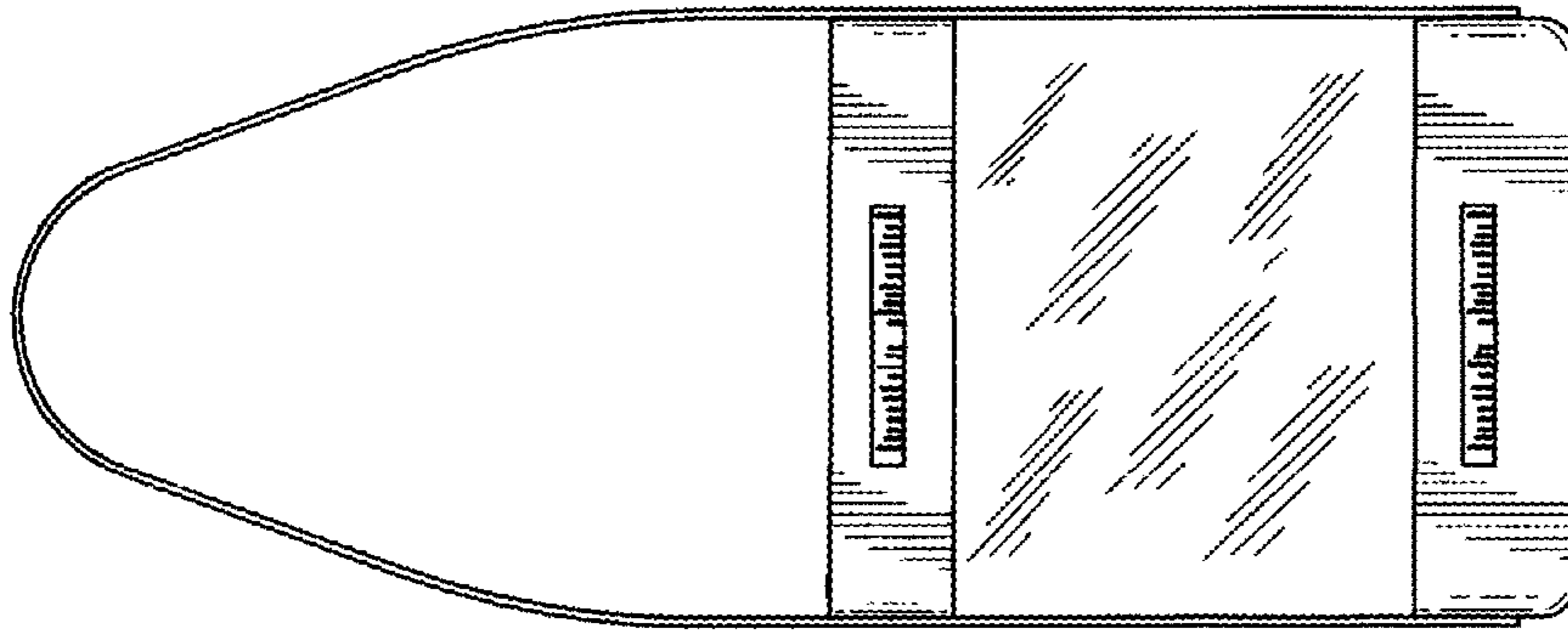


FIG. 2

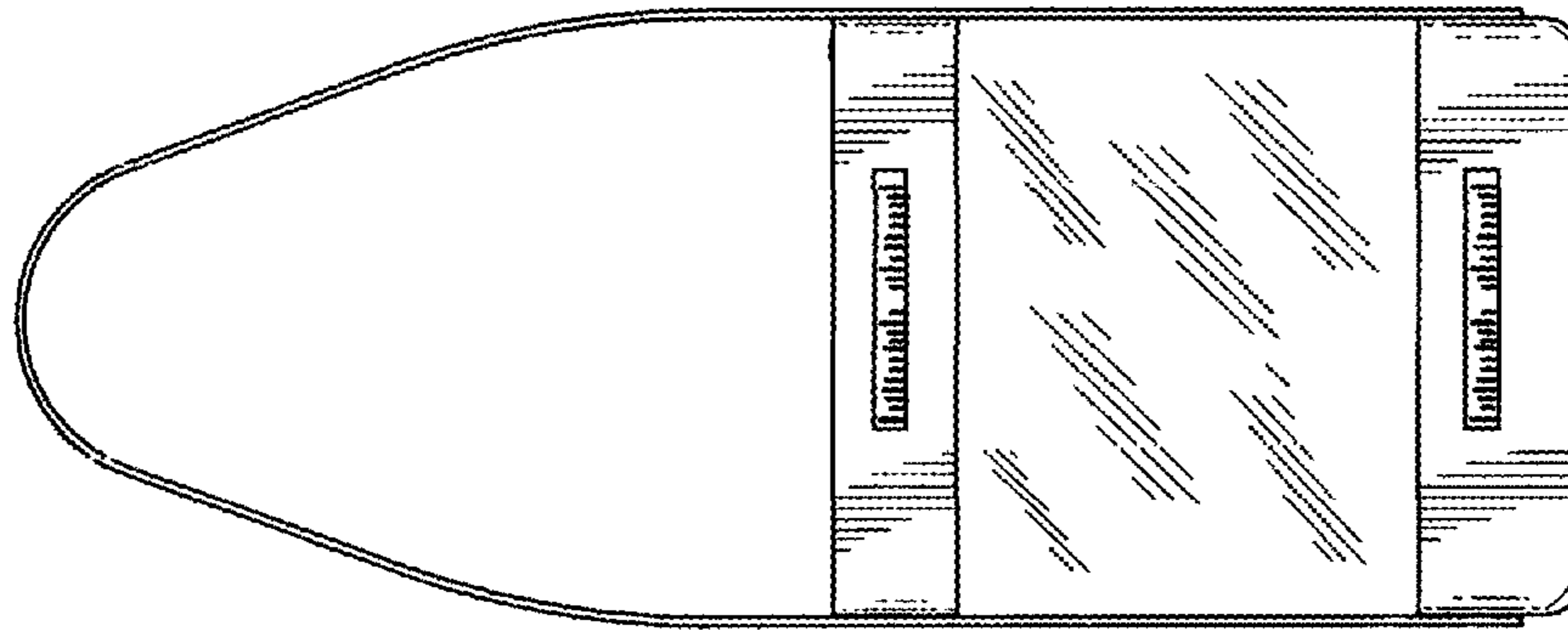


FIG. 3

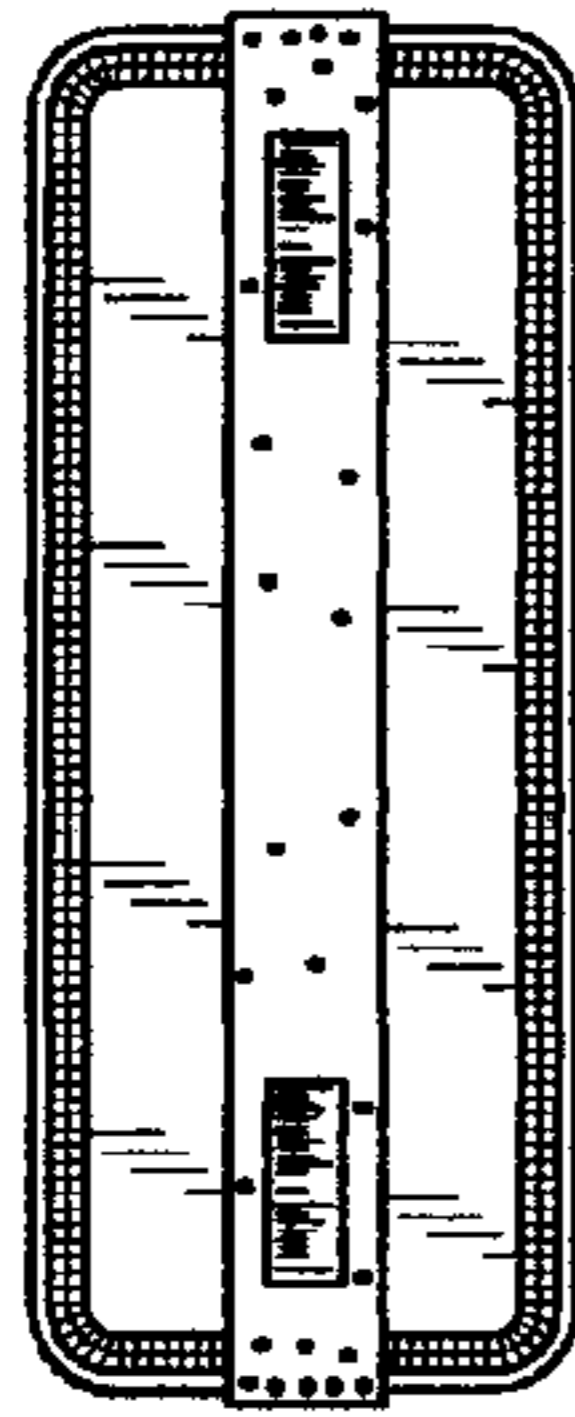


FIG. 5




FIG. 6

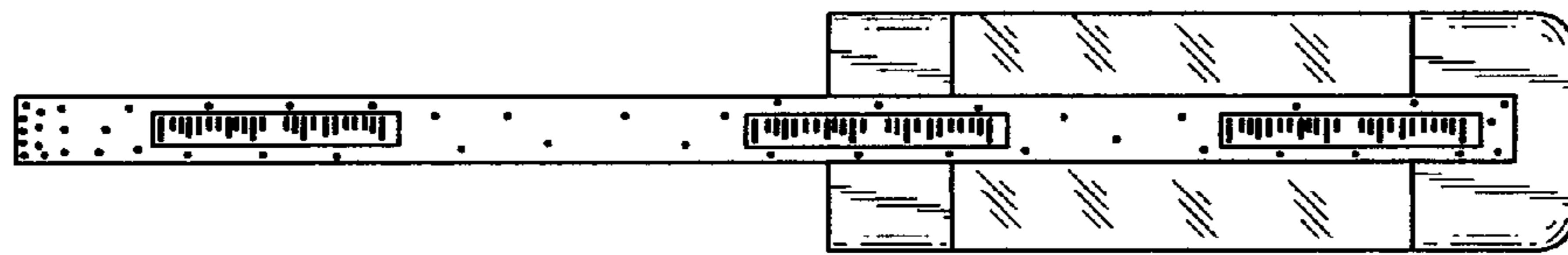


FIG. 4