



US00D749833S

(12) **United States Design Patent**
Hansen

(10) **Patent No.:** **US D749,833 S**

(45) **Date of Patent:** **** Feb. 23, 2016**

(54) **SOLE**

(71) Applicant: **ECCO Sko A/S**, Bredebro (DK)

(72) Inventor: **Jakob Moller Hansen**, Aabenraa (DK)

(73) Assignee: **ECCO SKO A/S** (DK)

(**) Term: **14 Years**

(21) Appl. No.: **29/485,154**

(22) Filed: **Mar. 17, 2014**

(30) **Foreign Application Priority Data**

Sep. 18, 2013 (EM) 002311530-0001

(51) **LOC (10) Cl.** **02-04**

(52) **U.S. Cl.**
USPC **D2/960**; D2/951; D2/953

(58) **Field of Classification Search**
USPC D2/902, 906, 908, 916, 918, 925,
D2/946-962, 977; 36/3 B, 22 R, 24.5, 25 R,
36/28, 32 R, 34 R, 59 C, 67 A, 103
CPC A43B 13/00; A43B 13/02; A43B 13/023;
A43B 13/026; A43B 13/04; A43B 13/08;
A43B 13/10; A43B 13/12; A43B 13/14;
A43B 13/141; A43B 13/143; A43B 13/16;
A43B 13/18; A43B 13/181; A43B 13/187;
A43B 13/189; A43B 13/20; A43B 13/22;
A43B 13/223; A43B 13/24; A43B 13/28;
A43B 13/30; A43B 13/32; A43B 13/34;
A43B 13/36

See application file for complete search history.

(56) **References Cited**

U.S. PATENT DOCUMENTS

D319,725	S	*	9/1991	Claveria	D2/955
D378,239	S	*	3/1997	Bramani	D2/953
D403,144	S	*	12/1998	Truelsen	D2/953
D459,063	S	*	6/2002	Nason	D2/953
D468,894	S	*	1/2003	Duclos	D2/953
D498,904	S	*	11/2004	Lee	D2/953
D512,818	S	*	12/2005	Mitani et al.	D2/953
D520,732	S	*	5/2006	Mitani et al.	D2/977
D556,980	S	*	12/2007	Bramani	D2/902
D570,080	S	*	6/2008	Feller et al.	D2/959
D570,582	S	*	6/2008	Roy et al.	D2/953
D574,130	S	*	8/2008	Le	D2/956
7,793,437	B2	*	9/2010	Chapman et al.	36/88
D640,046	S	*	6/2011	Claassen	D2/961
D657,941	S	*	4/2012	Bramani et al.	D2/902
D679,899	S	*	4/2013	Taestensen	D2/953
D699,026	S	*	2/2014	Stark	D2/953
D703,927	S	*	5/2014	Taestensen	D2/953
2011/0047833	A1	*	3/2011	Tai	36/30 R

* cited by examiner

Primary Examiner — T. Chase Nelson

(74) *Attorney, Agent, or Firm* — Cantor Colburn LLP

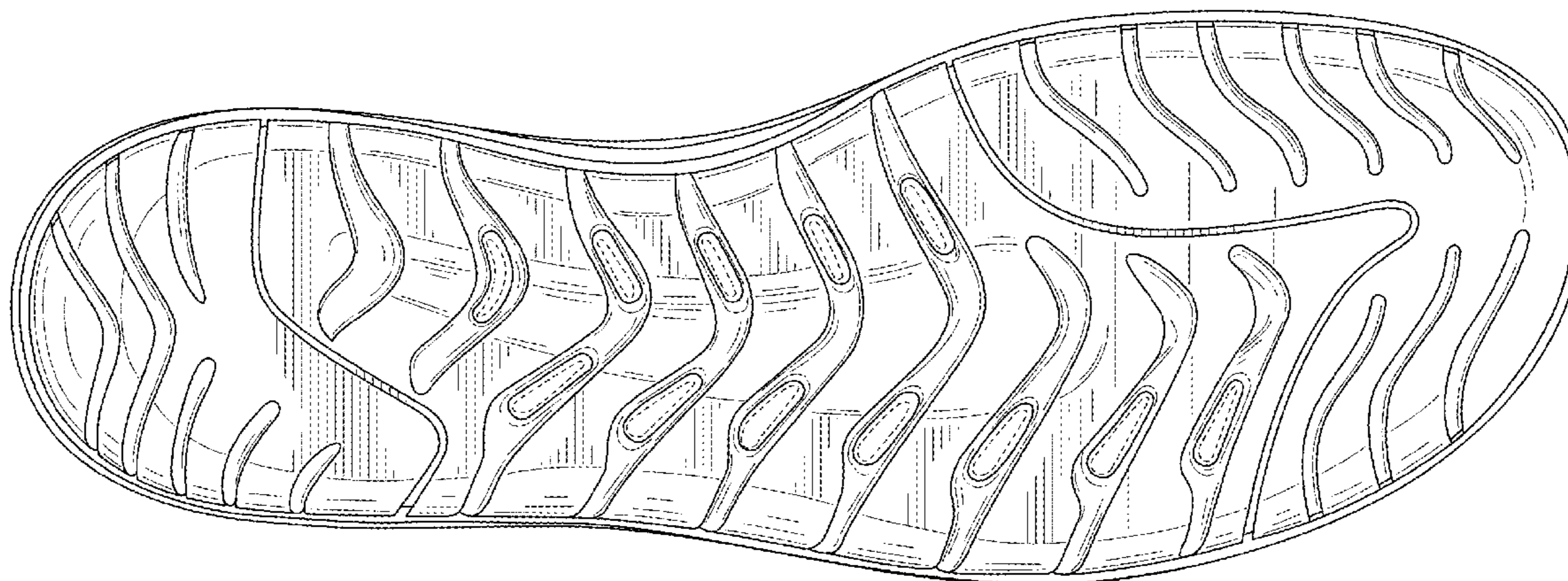
(57) **CLAIM**

The ornamental design for a sole, substantially as shown.

DESCRIPTION

FIG. 1 is a bottom view of a sole comprising a new, original and ornamental design;
FIG. 2 is a front view thereof;
FIG. 3 is a left-hand side view thereof;
FIG. 4 is a front, top, right-hand side perspective view thereof,
FIG. 5 is a right-hand side view thereof,
FIG. 6 is a top view thereof; and,
FIG. 7 is a rear view thereof.
The broken lines depict portions of the sole that form no part of the claimed design.

1 Claim, 4 Drawing Sheets



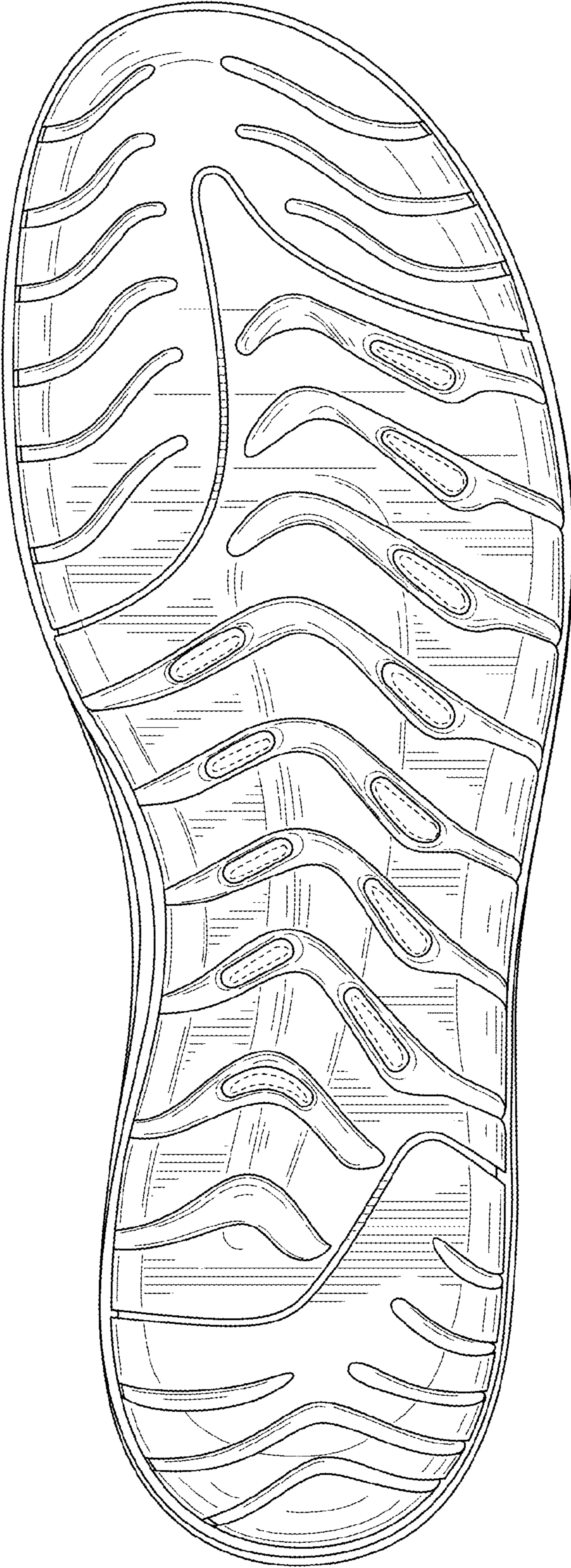


FIG. 1




FIG. 2




FIG. 4




FIG. 7

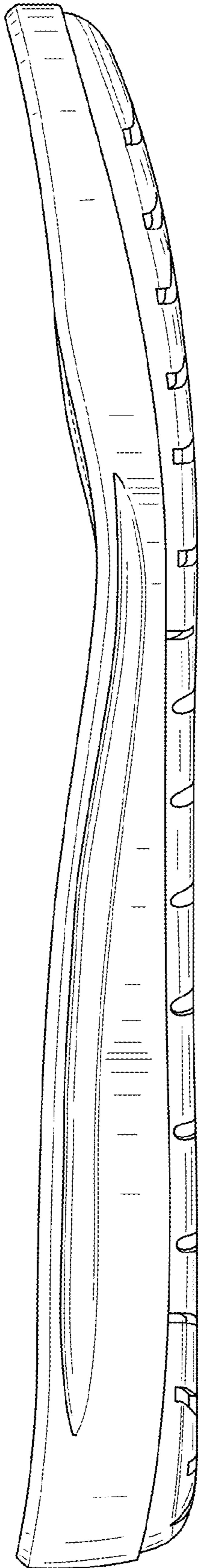


FIG. 3

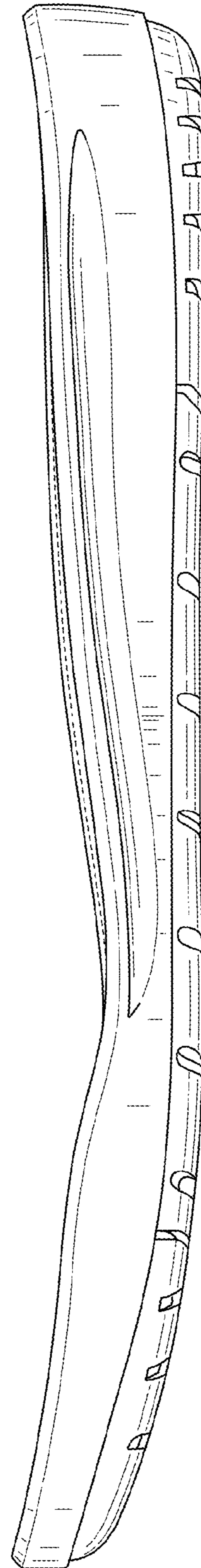


FIG. 5

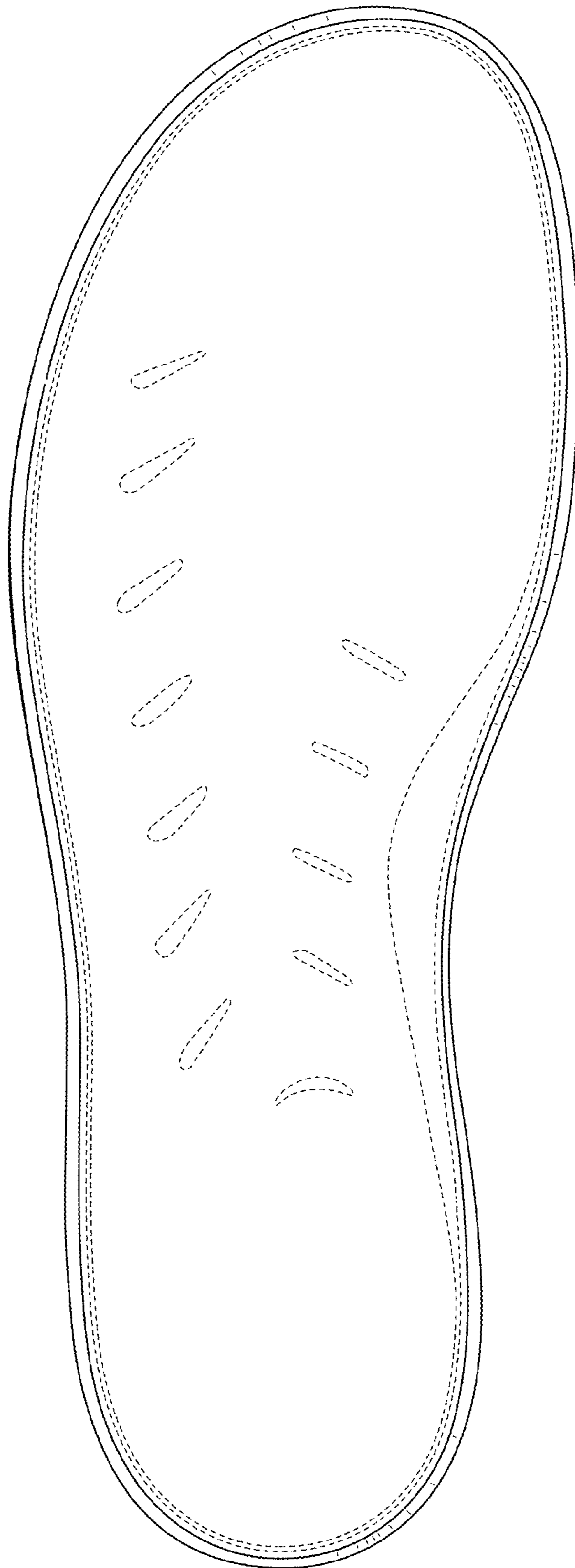


FIG. 6