



US00D749825S

(12) **United States Design Patent**
Gray

(10) **Patent No.:** **US D749,825 S**

(45) **Date of Patent:** **** Feb. 23, 2016**

(54) **BEANIE**

(71) Applicant: **John F. Gray**, Salt Lake City, UT (US)

(72) Inventor: **John F. Gray**, Salt Lake City, UT (US)

(**) Term: **14 Years**

(21) Appl. No.: **29/494,938**

(22) Filed: **Jun. 25, 2014**

(51) **LOC (10) Cl.** **02-03**

(52) **U.S. Cl.**
USPC **D2/878**

(58) **Field of Classification Search**
USPC D2/865, 866, 867, 868, 869, 870, 871,
D2/872, 873, 874, 875, 878, 880, 881, 884,
D2/889, 890, 891, 892; 2/68, 171, 171.1,
2/172, 173, 183, 195.1, 195.7, 195.8,
2/202, 203, 205

CPC A42B 1/04; A42B 1/06; A42B 1/24;
A42B 1/004; A42B 1/041; A42B 1/045;
A42B 1/066; A42B 1/068; A42B 1/241
See application file for complete search history.

(56) **References Cited**

U.S. PATENT DOCUMENTS

1,804,356	A *	5/1931	Lowenthal	2/172
D473,039	S *	4/2003	Erspamer	D2/889
D483,173	S *	12/2003	Harris et al.	D2/889
D483,928	S *	12/2003	Mansell et al.	D2/889
6,711,749	B2 *	3/2004	White et al.	2/195.8
D558,431	S *	1/2008	Pritchett	D2/879
D577,879	S *	10/2008	Jones	D2/889
D589,687	S *	4/2009	Hoepfner	D2/878
D605,834	S *	12/2009	Viafora et al.	D2/878
8,141,395	B2 *	3/2012	Dillavou	66/171
D670,068	S *	11/2012	Bomze	D2/889
8,347,419	B1 *	1/2013	Cleva	2/410

D686,396	S *	7/2013	Rebitzer et al.	D2/889
D690,087	S *	9/2013	Black	D2/869
D704,895	S *	5/2014	Jennings	D29/102
8,769,723	B1 *	7/2014	Ilges et al.	2/172
D712,637	S *	9/2014	Thompson et al.	D2/889
2004/0040066	A1 *	3/2004	Hardenbrook	2/171
2005/0066421	A1 *	3/2005	Brundage	2/209.3
2005/0097656	A1 *	5/2005	Segol	2/209.7
2009/0255030	A1 *	10/2009	Guy	2/84

* cited by examiner

Primary Examiner — Karen S Acker

Assistant Examiner — Wendy Arminio

(74) *Attorney, Agent, or Firm* — Morriss O'Bryant
Compagni, PC

(57) **CLAIM**

The ornamental design for the beanie, as shown and described.

DESCRIPTION

FIG. 1 is a side view of a beanie of the present invention, showing the design in a position of use.

FIG. 2 is a front side view of the beanie.

FIG. 3 is a rear perspective view of the beanie.

FIG. 4 is a right side view of the beanie.

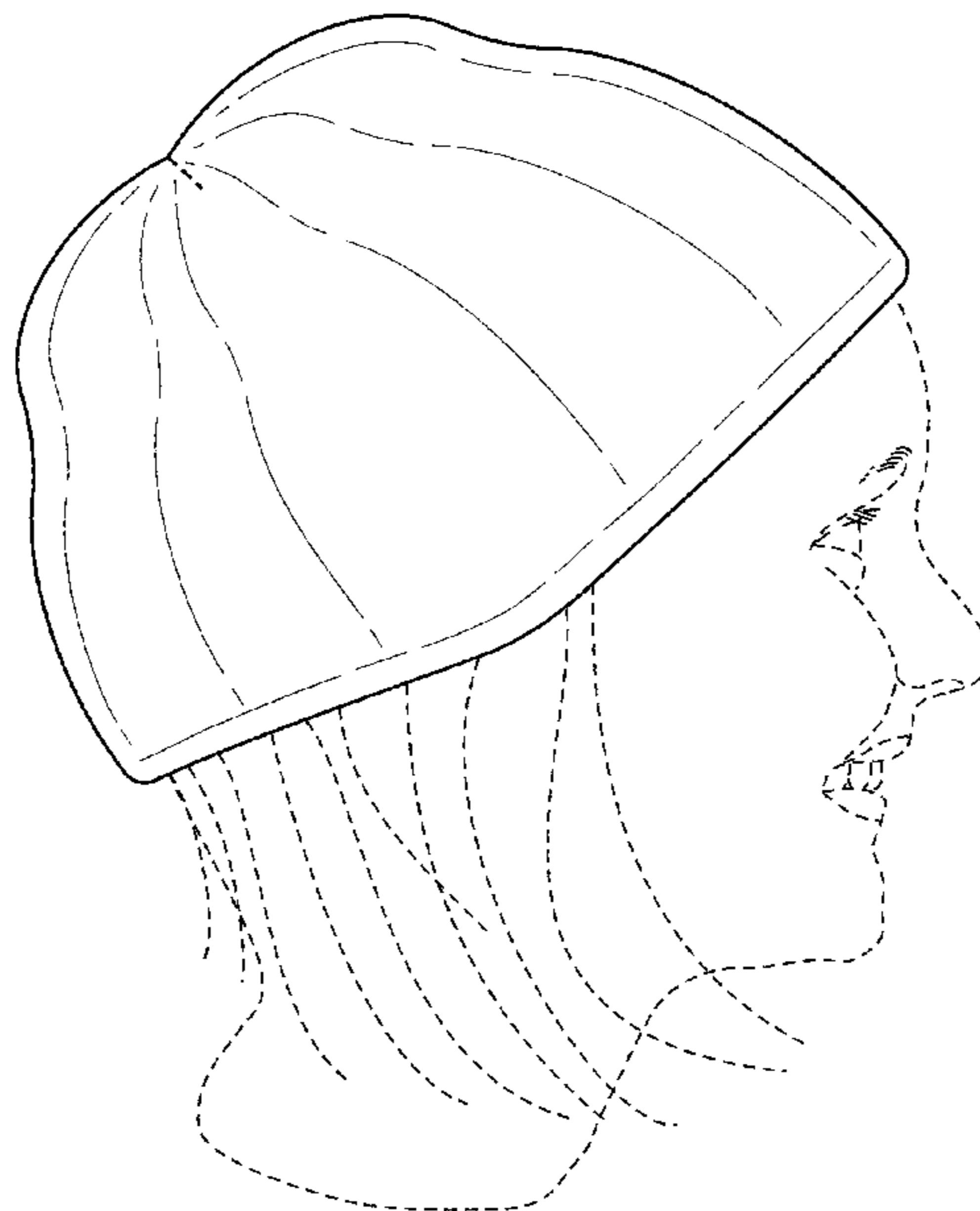
FIG. 5 is a left side view of the beanie.

FIG. 6 is a bottom side view of the beanie; and,

FIG. 7 is a top side view of the beanie.

The human figure drawn in broken lines in FIG. 1 is environment included to show the beanie in a position of use and forms no part of the claimed design. The dash-dash broken lines in the top of the beanie depict portions of the beanie that form no part of the claimed design. All other broken lines represent contour lines and form no part of the claimed design.

1 Claim, 7 Drawing Sheets



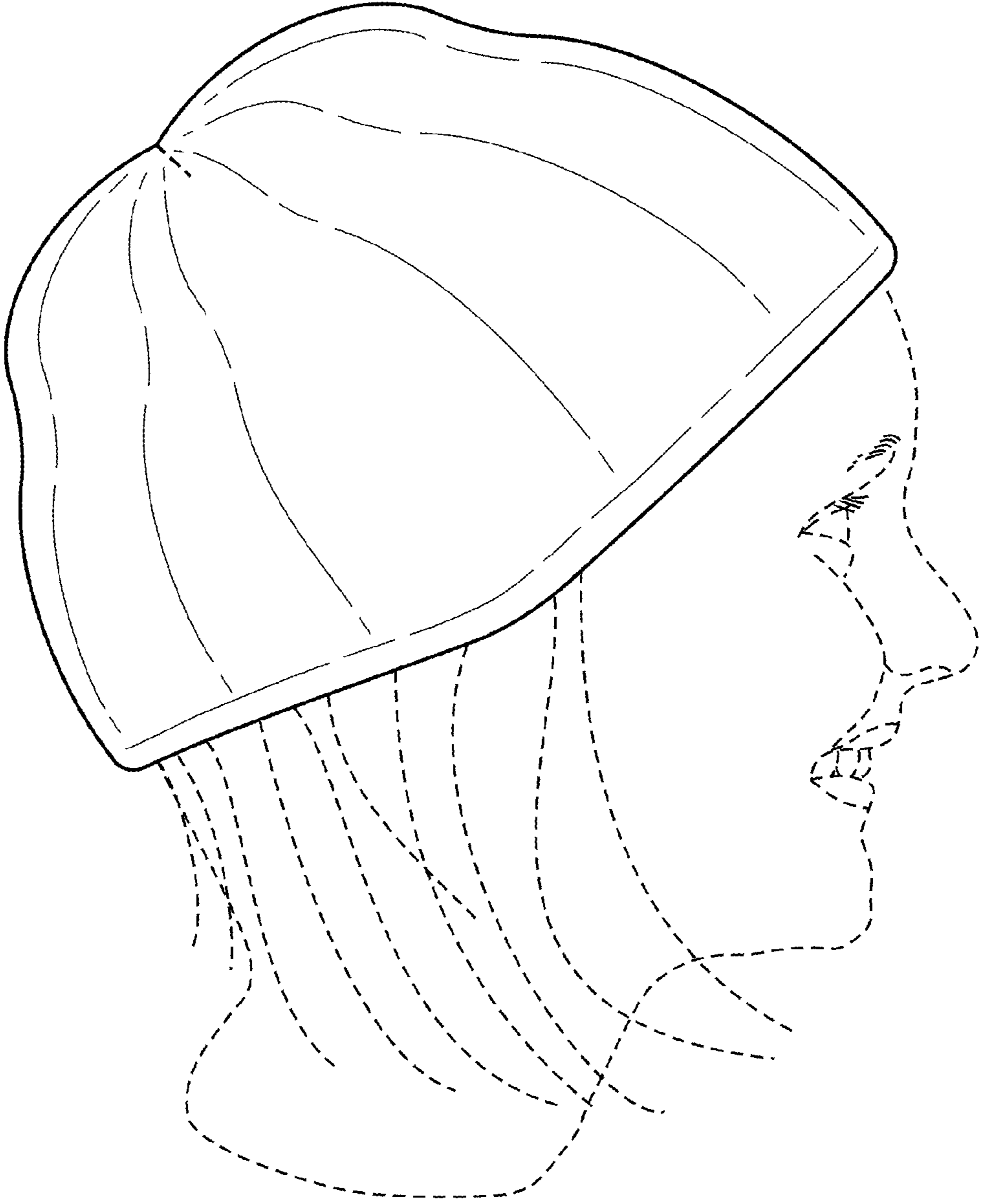


FIG. 1

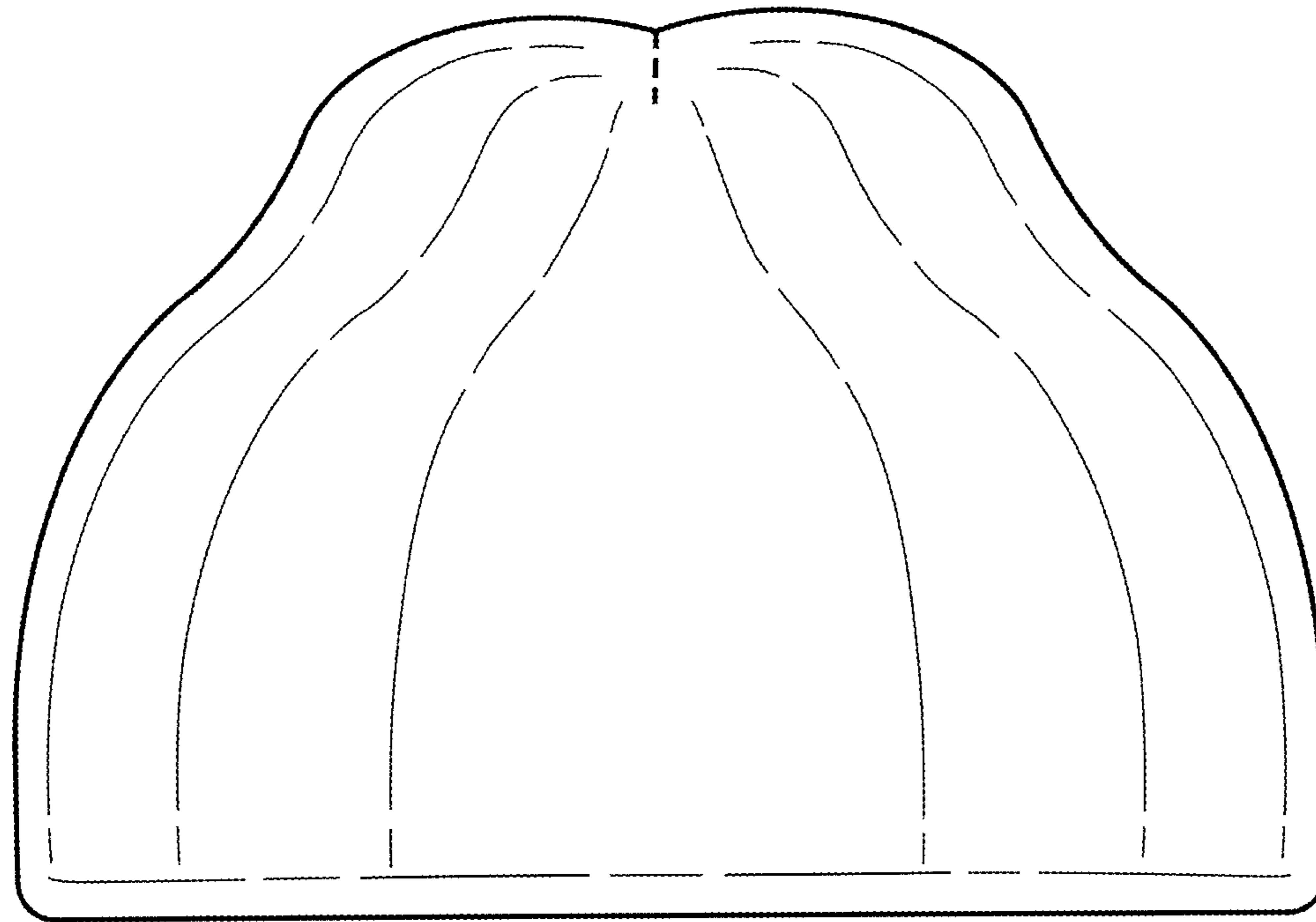


FIG. 2

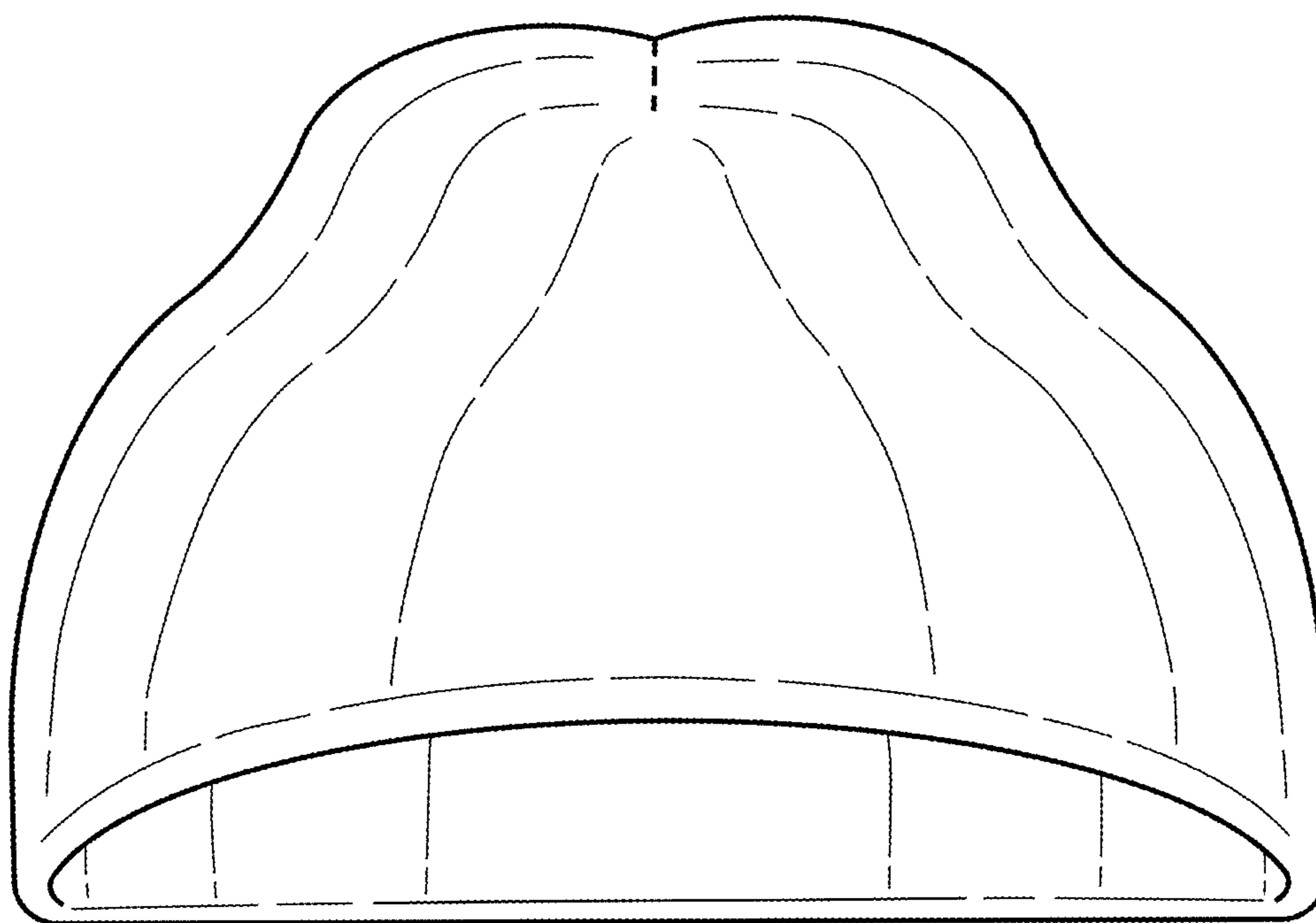


FIG. 3

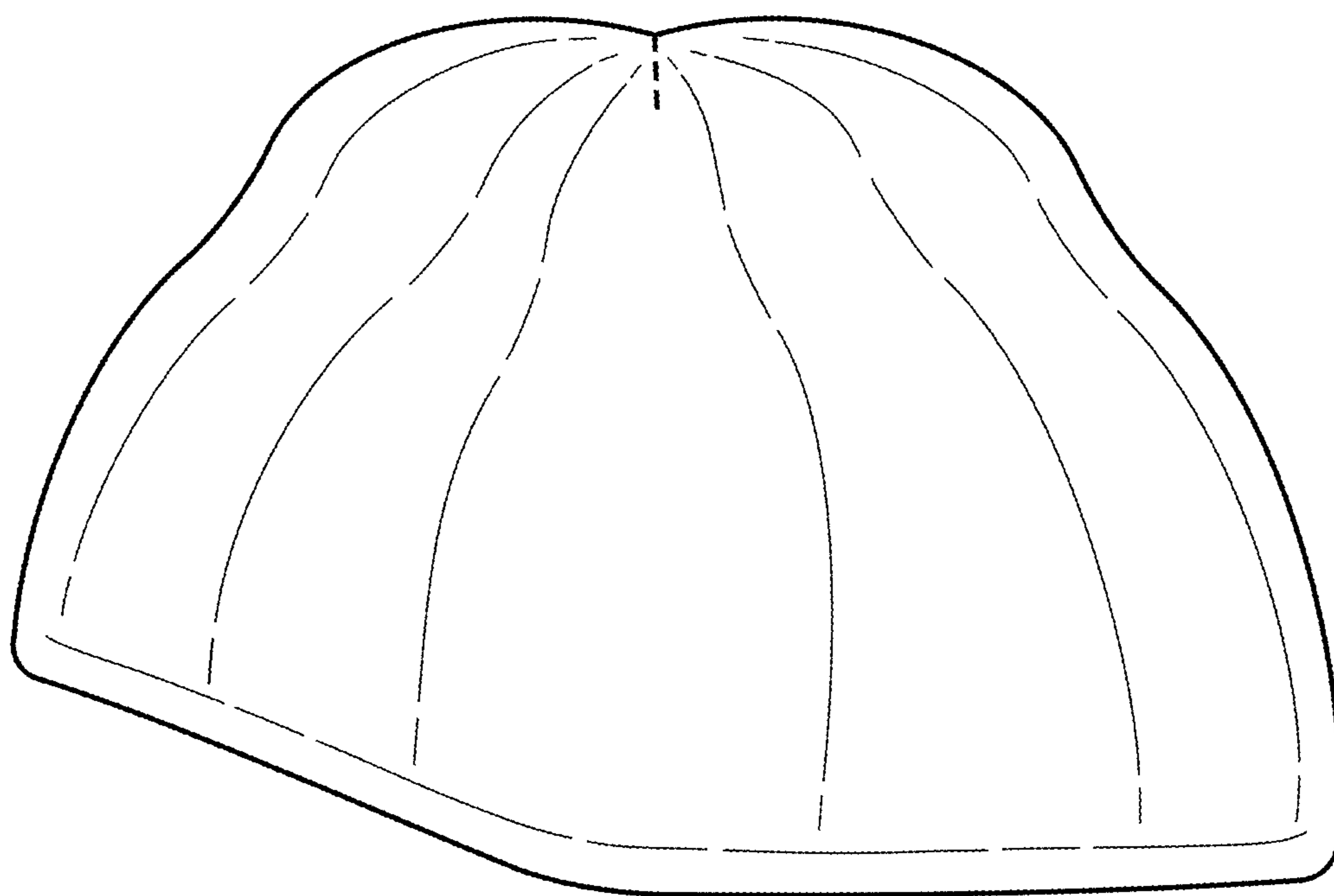


FIG. 4

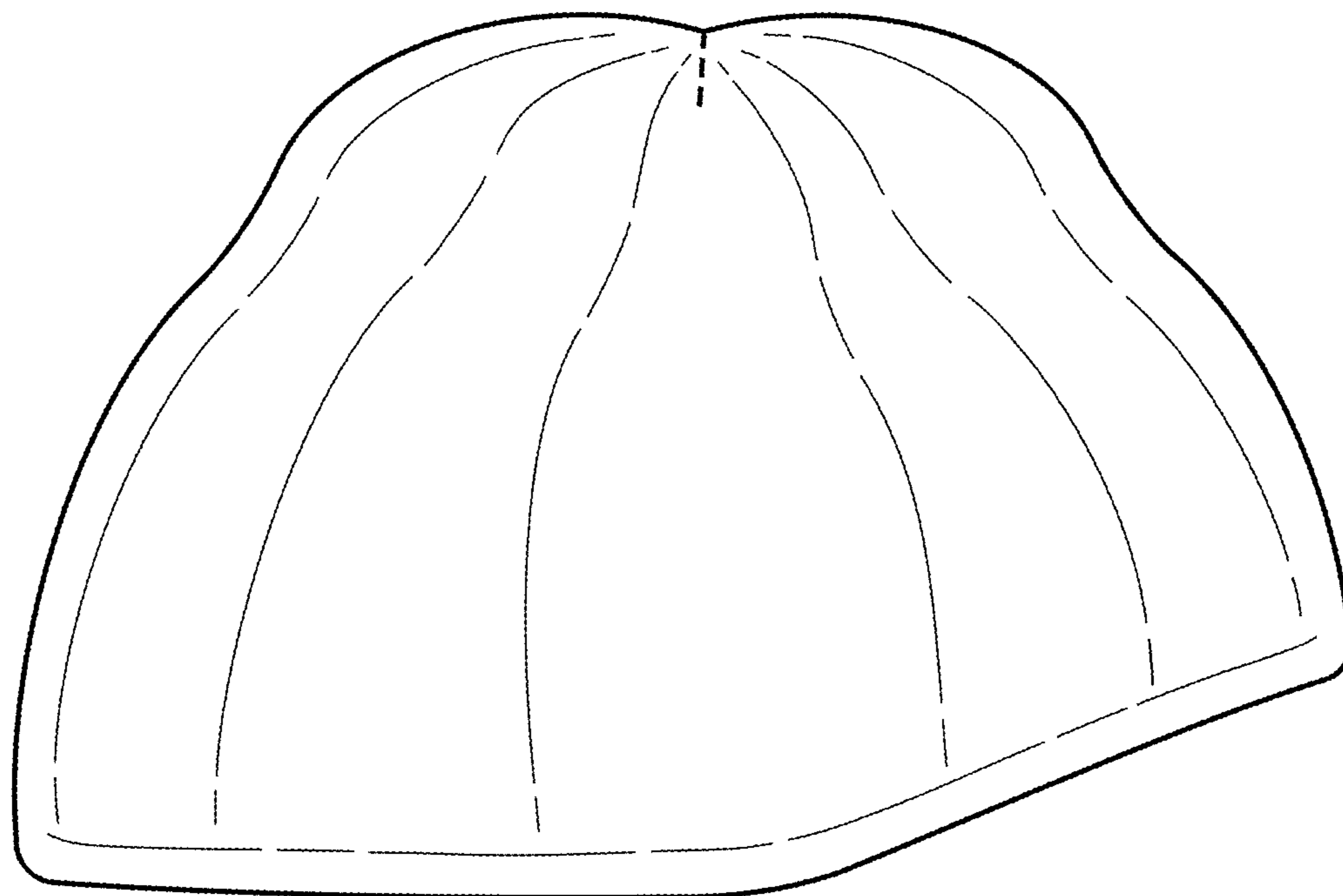


FIG. 5

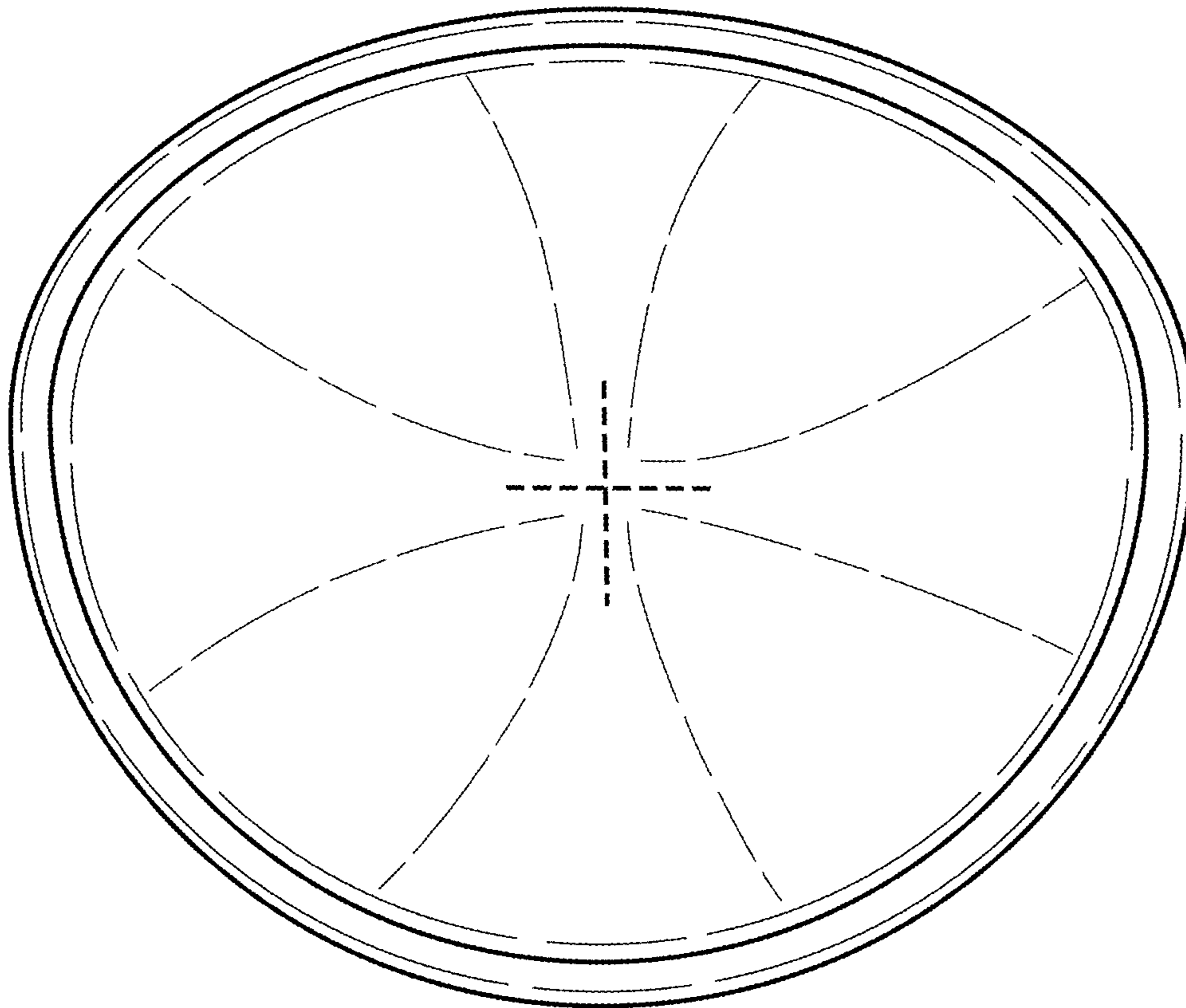


FIG. 6

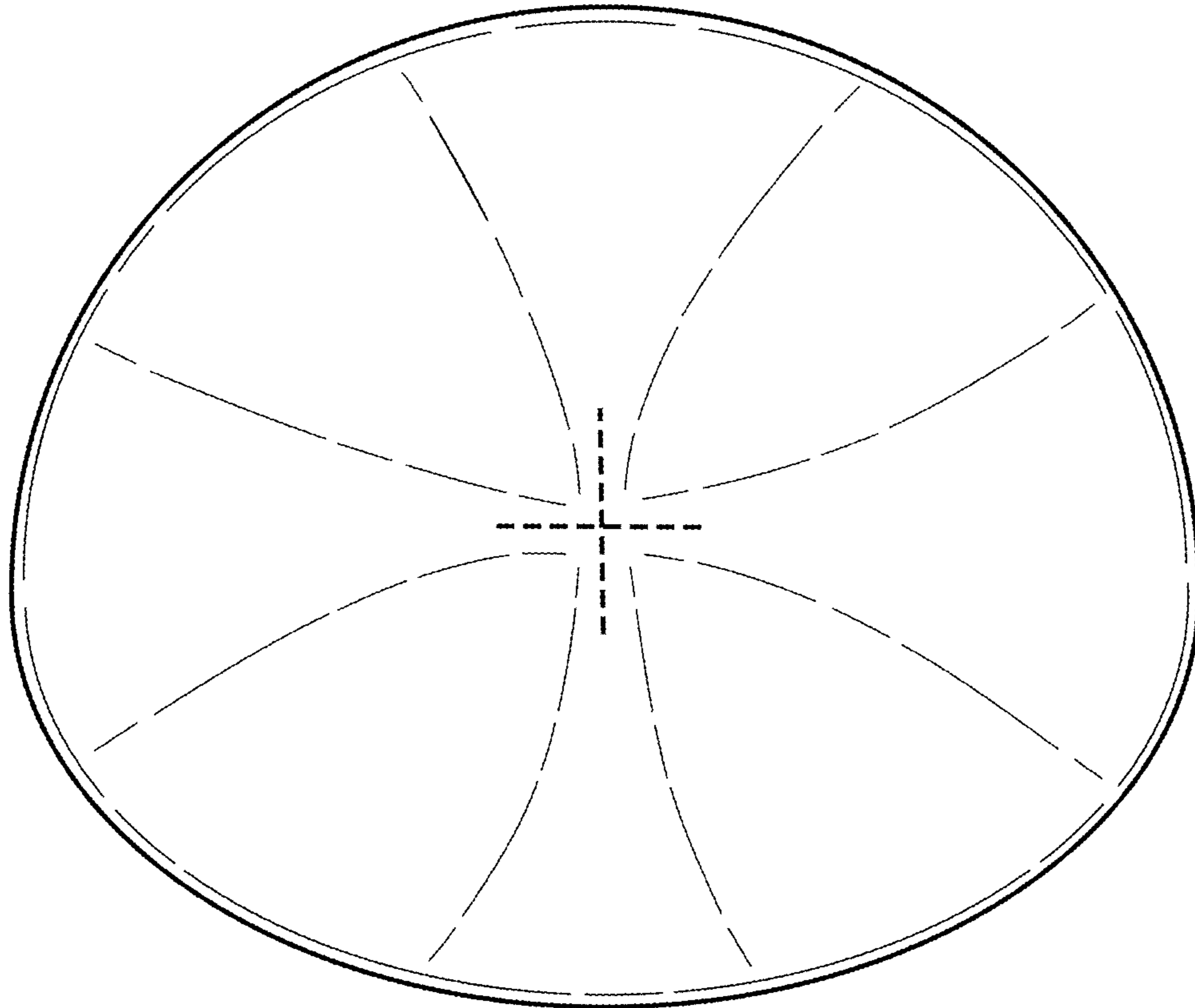


FIG. 7