



US00D749796S

(12) **United States Design Patent**  
**Barmore et al.**

(10) **Patent No.:** **US D749,796 S**

(45) **Date of Patent:** **\*\* Feb. 16, 2016**

(54) **VISOR AND MANDIBLE SHIELD ASSEMBLY**

D704,897 S \* 5/2014 Emrich et al. .... D29/108  
D709,653 S \* 7/2014 Lebel et al. .... D29/122  
D711,051 S \* 8/2014 Noordzij et al. .... D29/122

(71) Applicant: **Artisent, LLC**, Carbondale, PA (US)

(72) Inventors: **Christopher K. Barmore**, Arlington, MA (US); **Duco W. Noordzij**, Roslindale, MA (US)

(73) Assignee: **ARTISENT, LLC**, Simpson, PA (US)

(\*\*) Term: **14 Years**

(21) Appl. No.: **29/504,748**

(22) Filed: **Oct. 9, 2014**

(51) **LOC (10) Cl.** ..... **29-02**

(52) **U.S. Cl.**  
USPC ..... **D29/122**

(58) **Field of Classification Search**  
USPC ..... D29/100, 102, 106, 108, 110, 122;  
D2/865, 880, 881; 2/455, 456, 410, 7,  
2/8.2, 424, 425, 9, 468, 171, 205, 206;  
128/201.23, 857  
CPC ... A41D 13/05; A41D 13/11; A41D 13/1107;  
A41D 13/1161; A41D 13/113; A41D 13/1138;  
A41D 13/1146; A42B 3/18; A42B 3/20;  
A42B 3/205; A42B 3/32; A42B 3/326;  
A42B 3/00; A42B 3/04; A42B 3/0406;  
A42B 3/08; A42B 3/085; A42B 1/008;  
A61F 9/06; A63B 71/08; A63B 7/085; A63B  
71/10; A63B 71/12; A63B 71/1291  
See application file for complete search history.

(56) **References Cited**

**U.S. PATENT DOCUMENTS**

D632,439 S \* 2/2011 Lebel et al. .... D29/122  
D638,168 S \* 5/2011 Lebel et al. .... D29/107  
D701,002 S \* 3/2014 Lebel et al. .... D29/122  
D703,874 S \* 4/2014 Lebel ..... D29/122

**OTHER PUBLICATIONS**

OPS-CORE 2012 Product Catalog; www.ops-core.com; Boston, MA, US; 44 pages; disclosed on or before Dec. 31, 2012.  
OPS-CORE 2013 Product Catalog; www.ops-core.com; Boston, MA, US; 44 pages; first disclosed on Jan. 14, 2013.

\* cited by examiner

*Primary Examiner* — Randall Gholson

(74) *Attorney, Agent, or Firm* — Morgan, Lewis & Bockius LLP

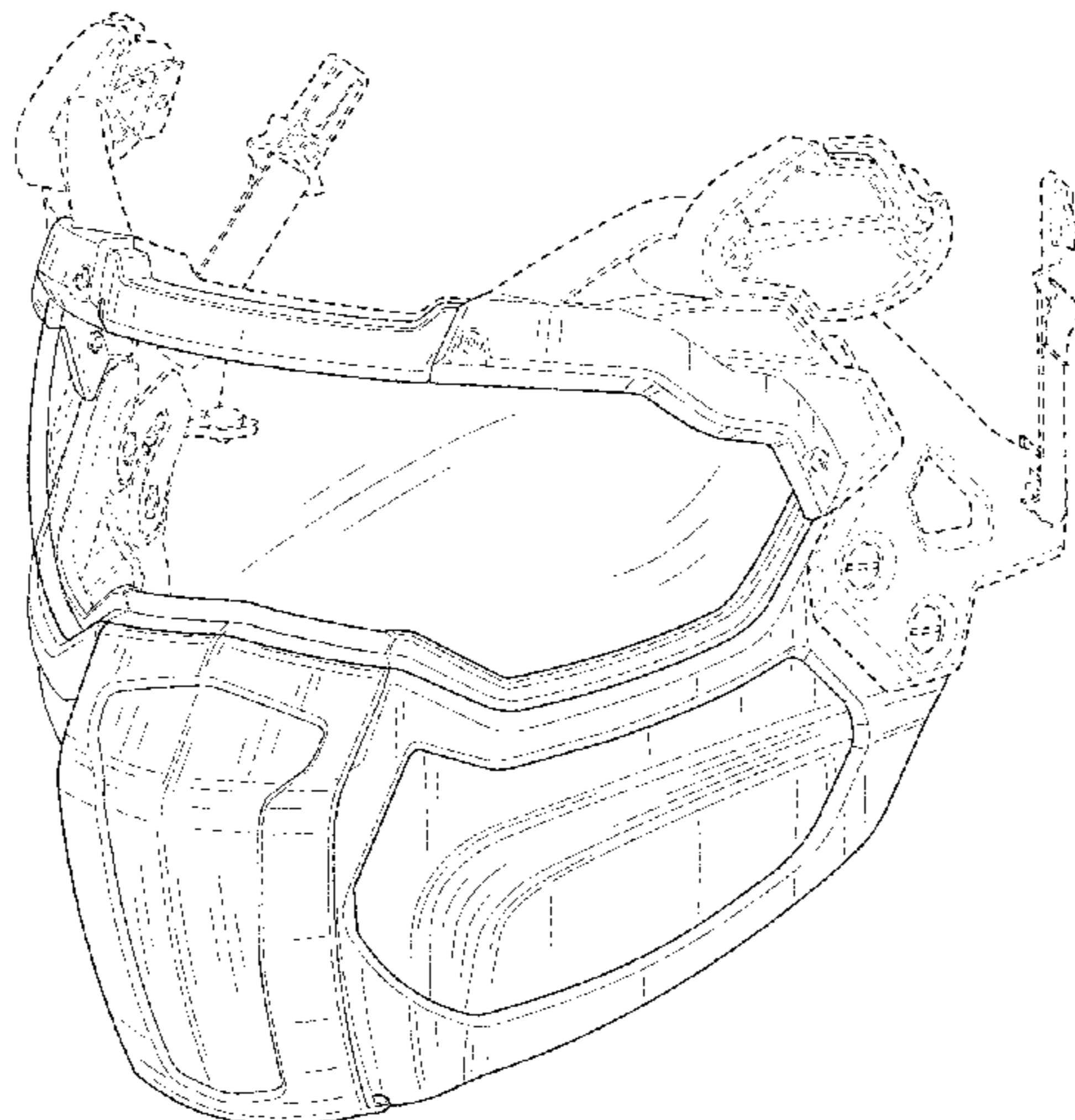
(57) **CLAIM**

The ornamental design for a visor and mandible shield assembly, as shown and described.

**DESCRIPTION**

FIG. 1 is a front perspective view of a visor and mandible shield assembly in accordance with our new design; FIG. 2 is a front elevational view of the visor and mandible shield assembly shown in FIG. 1; FIG. 3 is a rear elevational view of the visor and mandible shield assembly shown in FIG. 1; FIG. 4 is a left-side elevational view of the visor and mandible shield assembly shown in FIG. 1; FIG. 5 is a right-side elevational view of the visor and mandible shield assembly shown in FIG. 1; FIG. 6 is a top plan view of the visor and mandible shield assembly shown in FIG. 1; and, FIG. 7 is a bottom plan view of the visor and mandible shield assembly shown in FIG. 1. The broken lines shown in the drawings represent portions of the visor and mandible shield assembly that form no part of the claimed design.

**1 Claim, 7 Drawing Sheets**



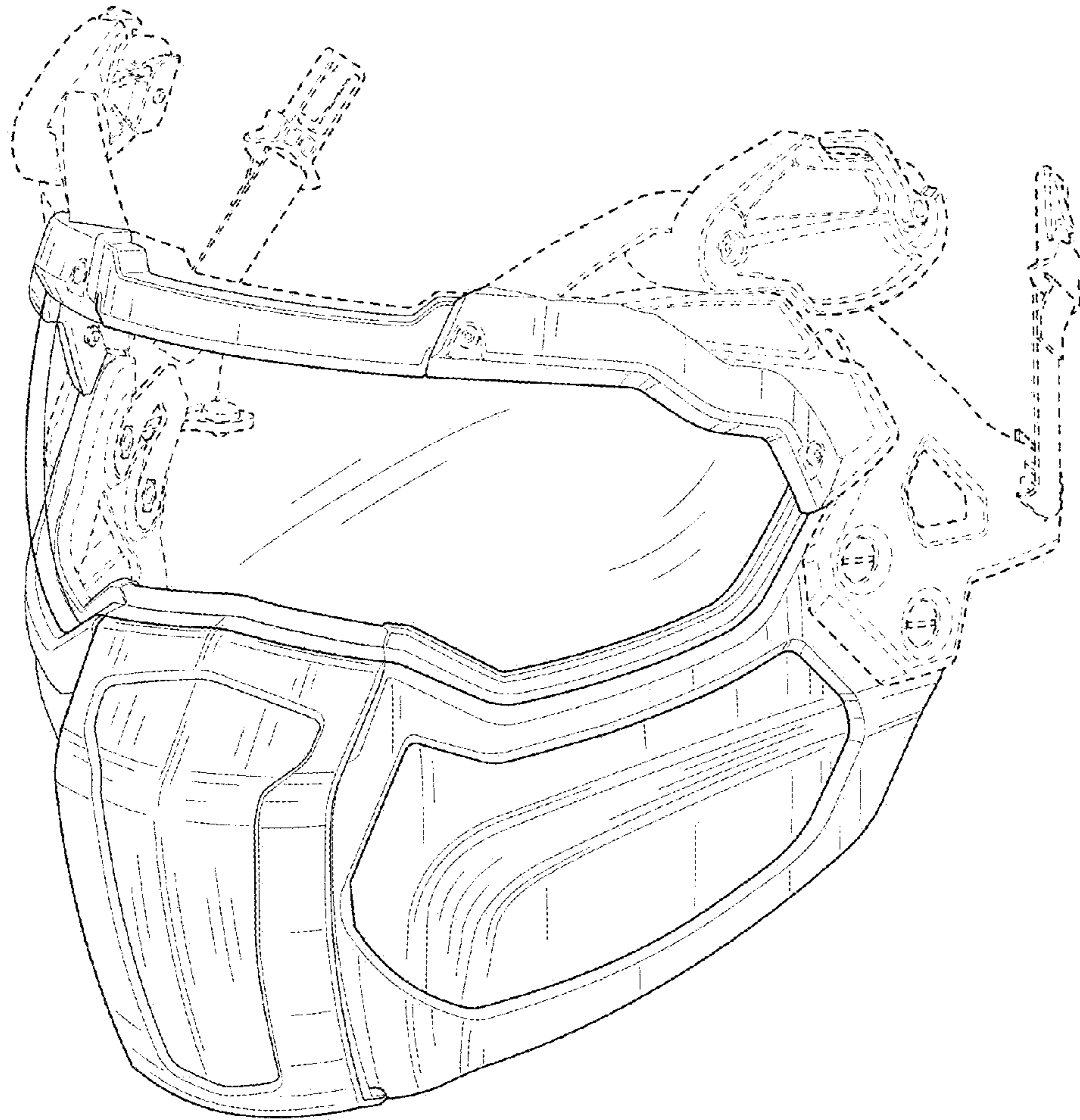


FIG. 1

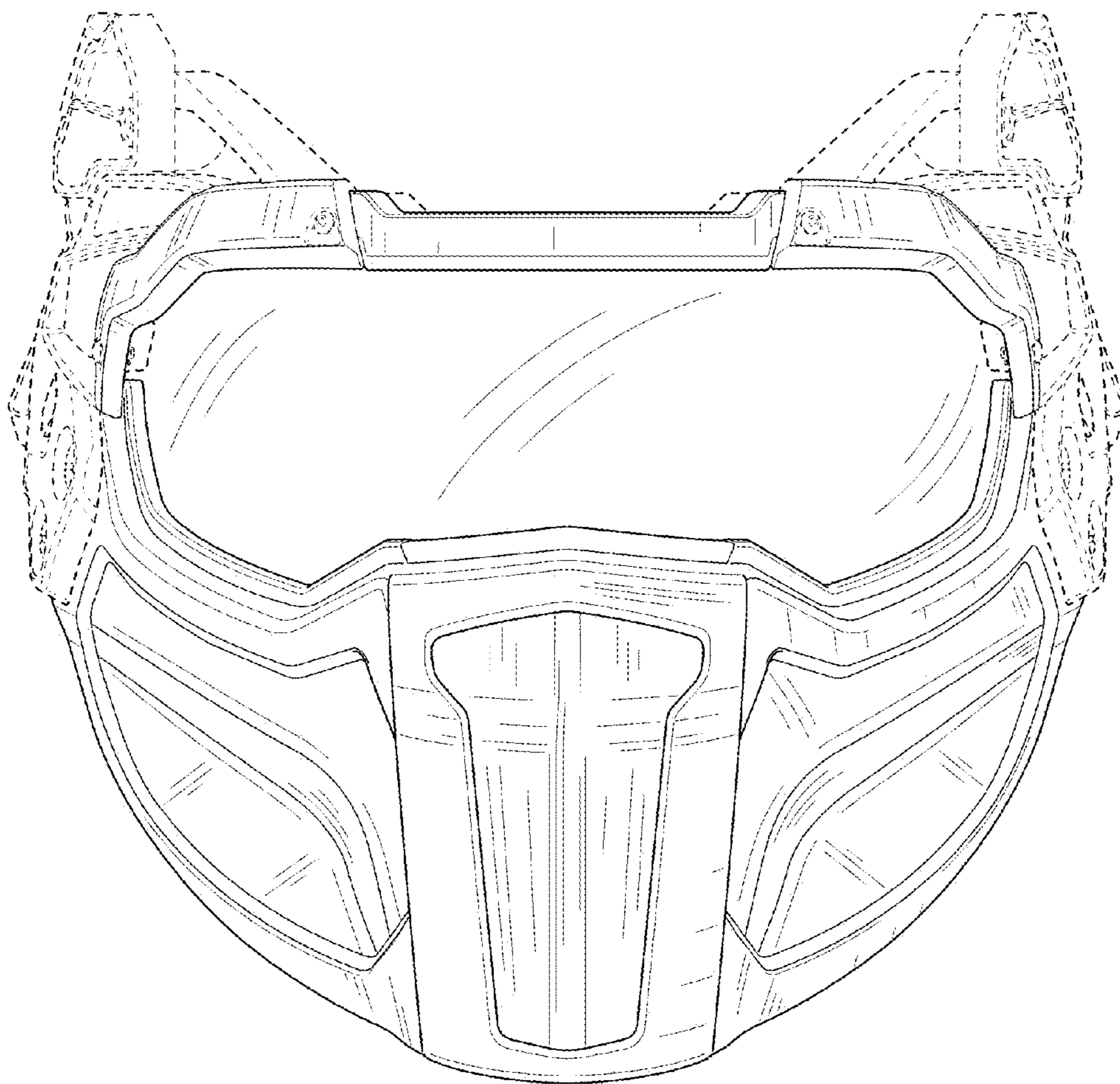


FIG. 2

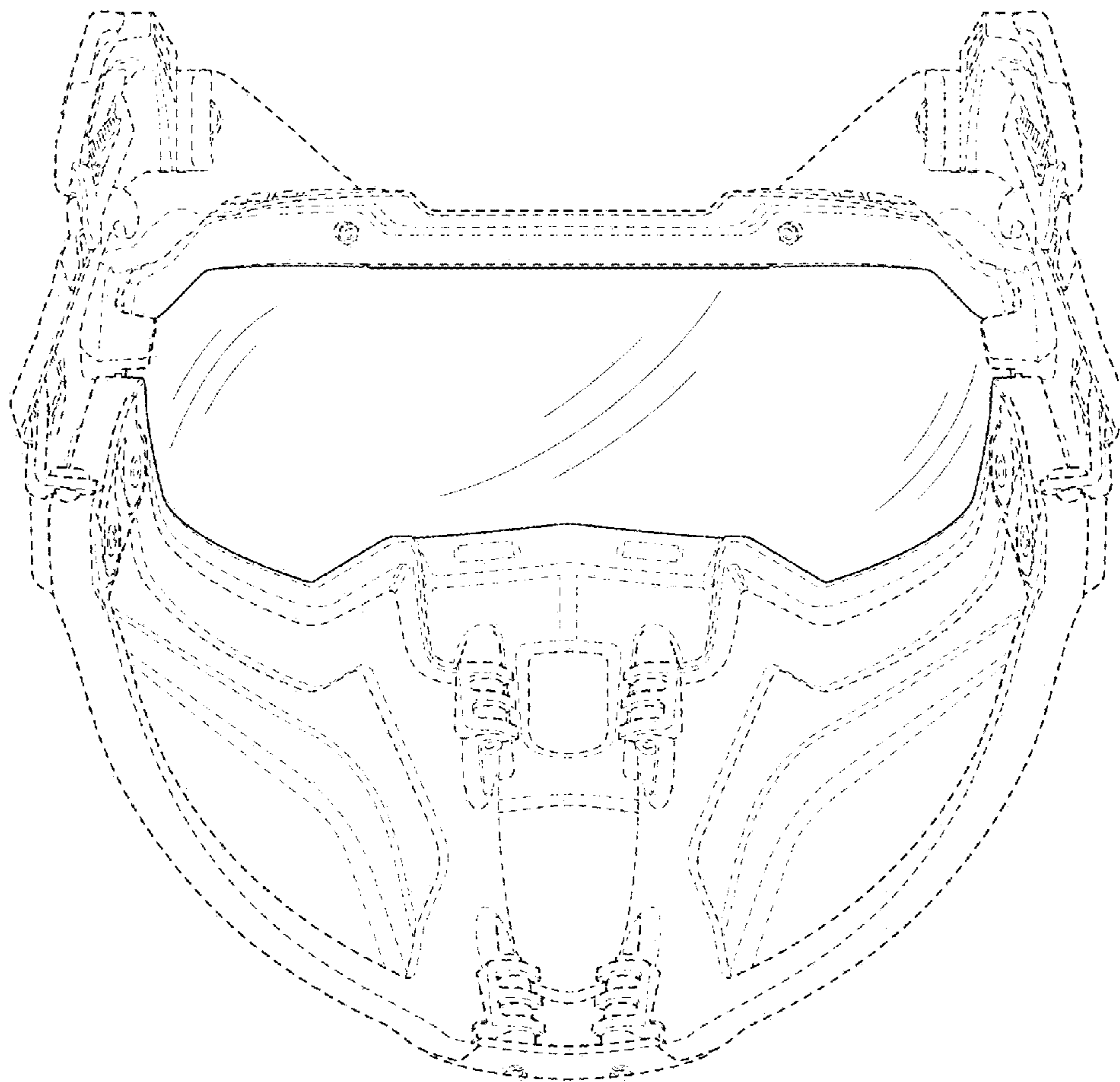


FIG. 3

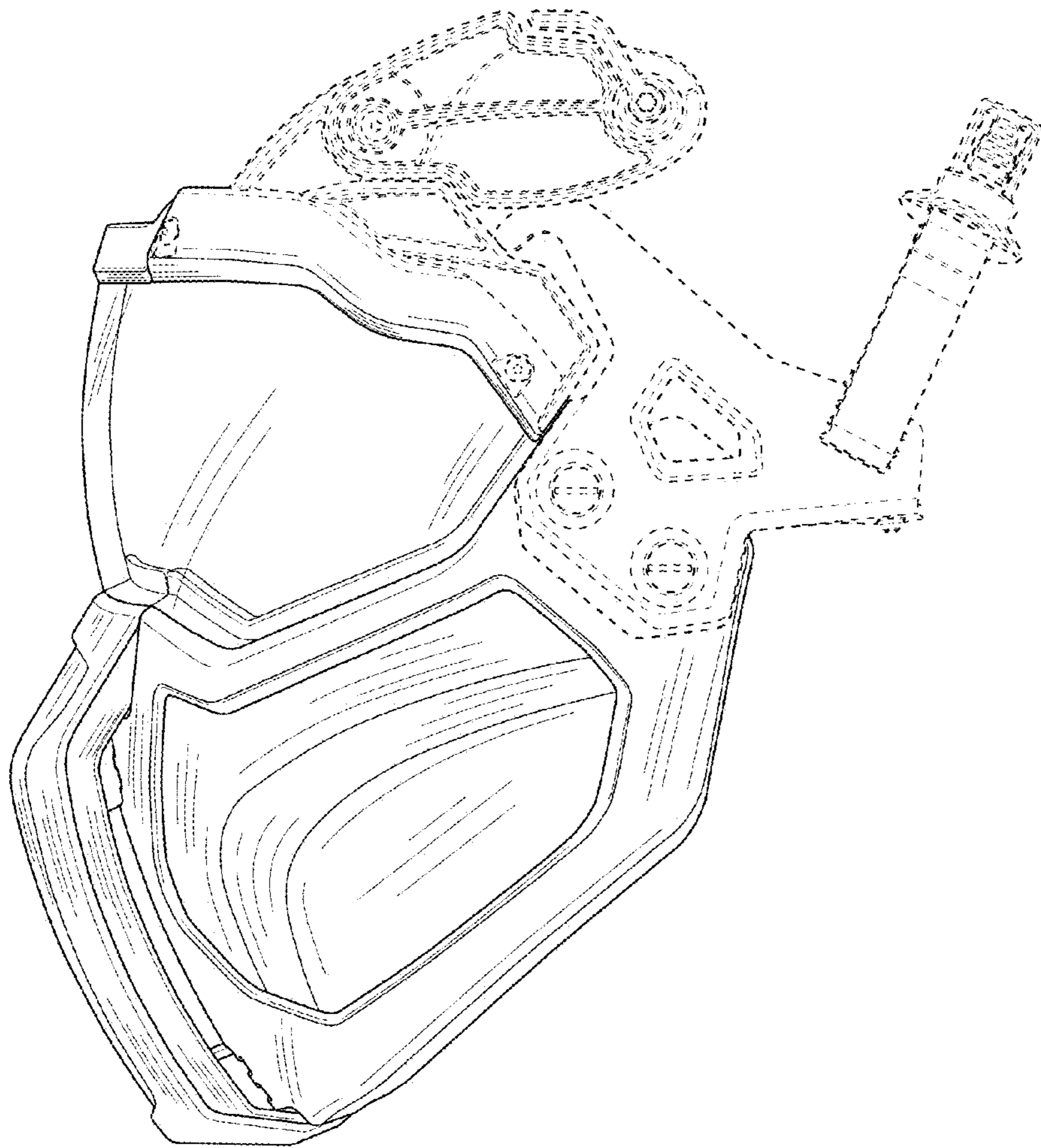


FIG. 4

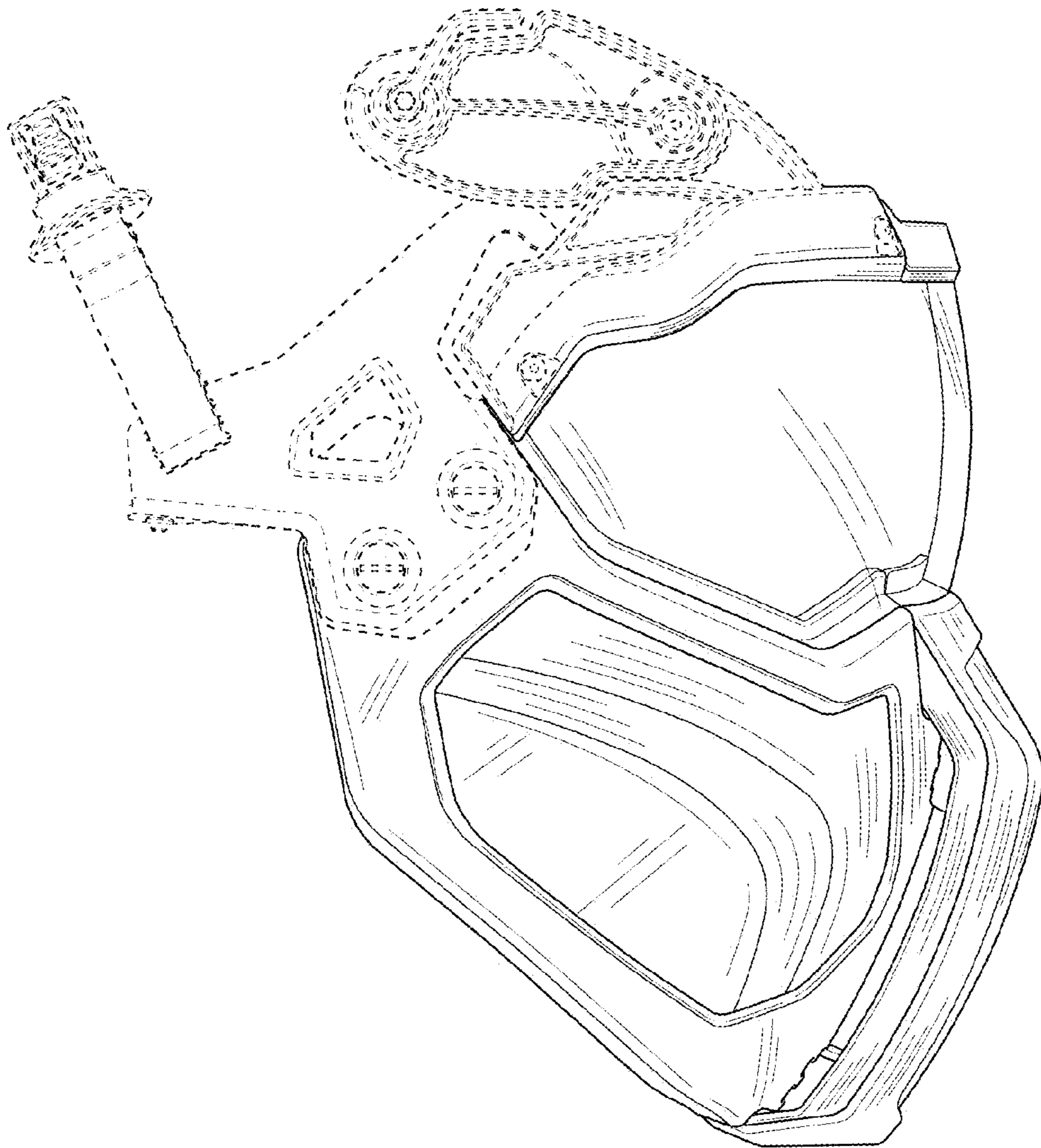


FIG. 5

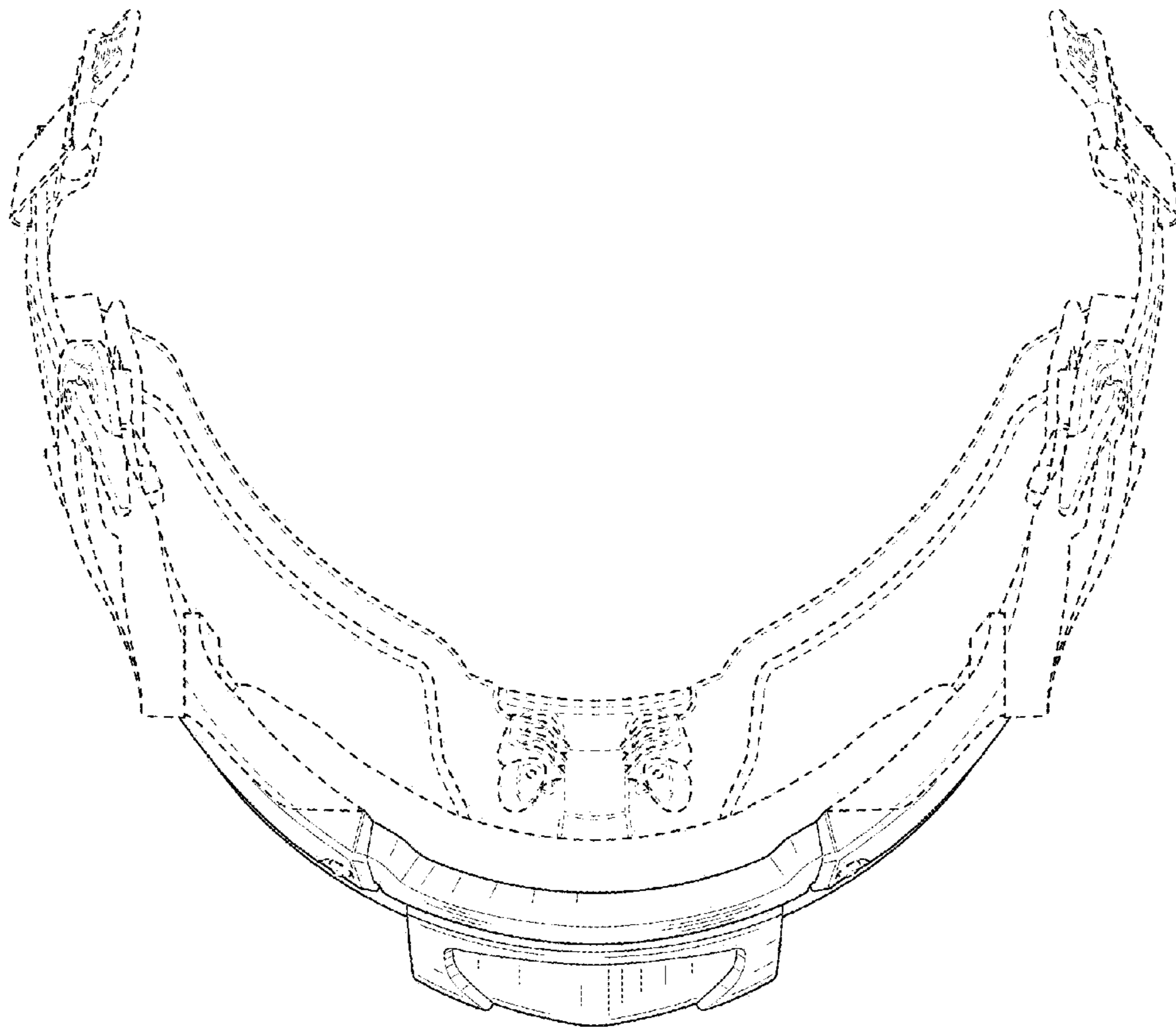


FIG. 6

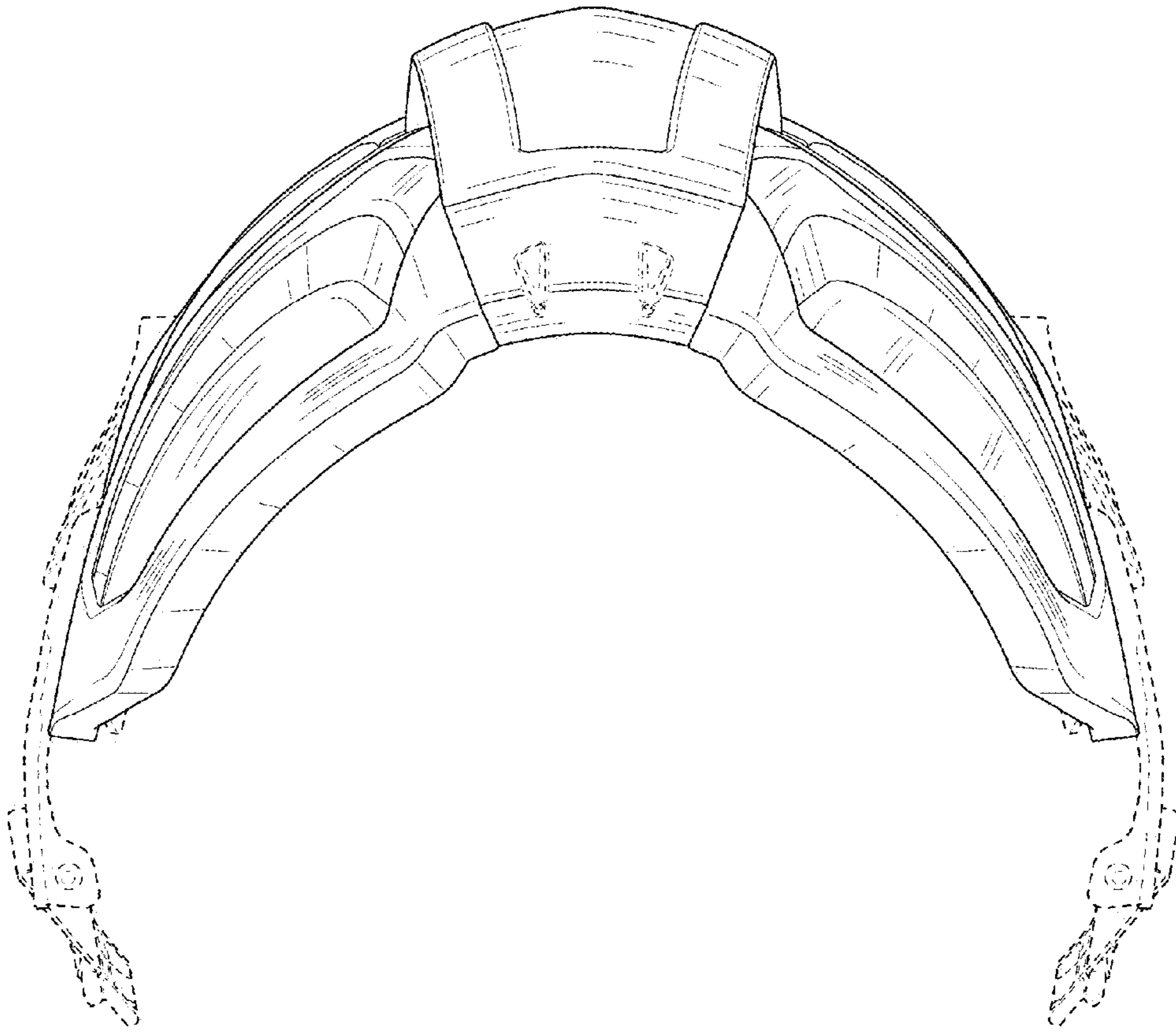


FIG. 7