

US00D749787S

(12) **United States Design Patent**
Bacal

(10) **Patent No.:** **US D749,787 S**

(45) **Date of Patent:** **** Feb. 16, 2016**

(54) **EMERGENCY BEE PROTECTION DEVICE**

D448,122 S * 9/2001 Shichman D24/110.3
6,536,044 B2 * 3/2003 Watley 2/4
6,665,881 B2 * 12/2003 Giggelman et al. 2/202
D551,806 S * 9/2007 St-Germain D29/103

(71) Applicant: **David M. Bacal**, Tucson, AZ (US)

(72) Inventor: **David M. Bacal**, Tucson, AZ (US)

* cited by examiner

(**) Term: **14 Years**

Primary Examiner — Randall Gholson

(21) Appl. No.: **29/492,272**

(74) *Attorney, Agent, or Firm* — Dale F. Regelman; Quarles & Brady LLP

(22) Filed: **May 29, 2014**

(51) **LOC (10) Cl.** **29-02**

(57) **CLAIM**

(52) **U.S. Cl.**

The ornamental design for an emergency bee protection device, as shown and described.

USPC **D29/100**

(58) **Field of Classification Search**

USPC D29/100, 102, 106, 107, 110; 2/2, 4, 8,
2/424, 69, 84; D2/712, 738, 739,
D2/742-745, 825, 830

CPC A01K 55/00; A62B 17/04; A41D 13/001;
A41D 3/005

See application file for complete search history.

DESCRIPTION

FIG. 1 is a perspective view of the design of this invention;
FIG. 2 is a front view;
FIG. 3 is a rear view;
FIG. 4 is a side view;
FIG. 5 is a second side view;
FIG. 6 is a top view;
FIG. 7 is a bottom; and,
FIG. 8 is a second perspective view showing a person wearing the invention.

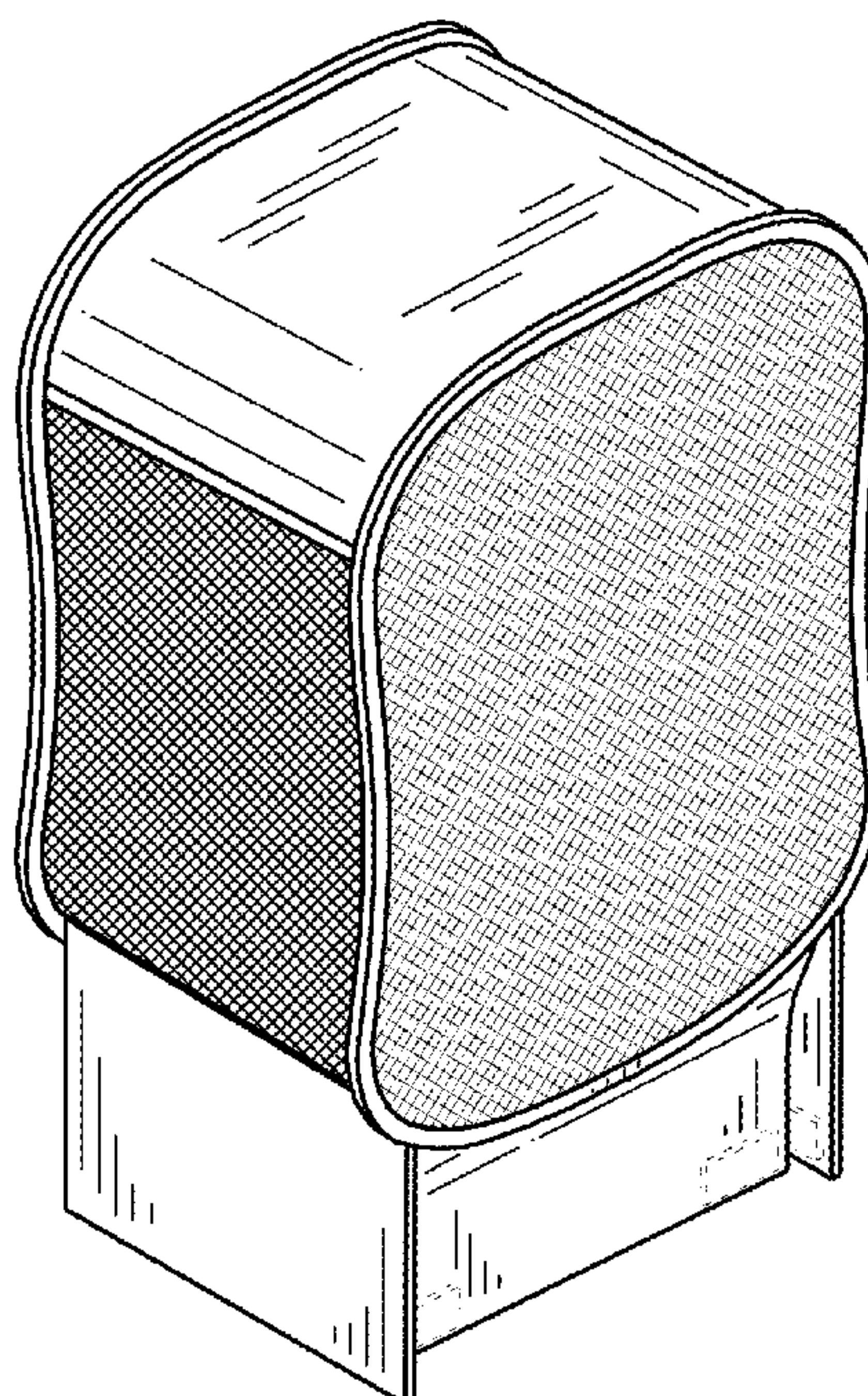
The broken lines depict portions of the emergency bee protection device that form no part of the claimed design. The broken lines showing a person in FIG. 8 illustrate environment and form no part of the claimed design.

(56) **References Cited**

U.S. PATENT DOCUMENTS

4,554,683 A * 11/1985 Wong 2/202
5,101,512 A * 4/1992 Weinstein 2/84
5,367,706 A * 11/1994 Davidson 2/4
5,438,705 A * 8/1995 Mendez et al. 2/4
5,600,850 A * 2/1997 Shannon 2/69
D382,084 S * 8/1997 Ferroni D24/110.3
5,664,595 A * 9/1997 Vonderhorst et al. 135/16
D389,910 S * 1/1998 Brunson et al. D24/110.3
5,717,990 A * 2/1998 Alquist et al. 2/4

1 Claim, 4 Drawing Sheets



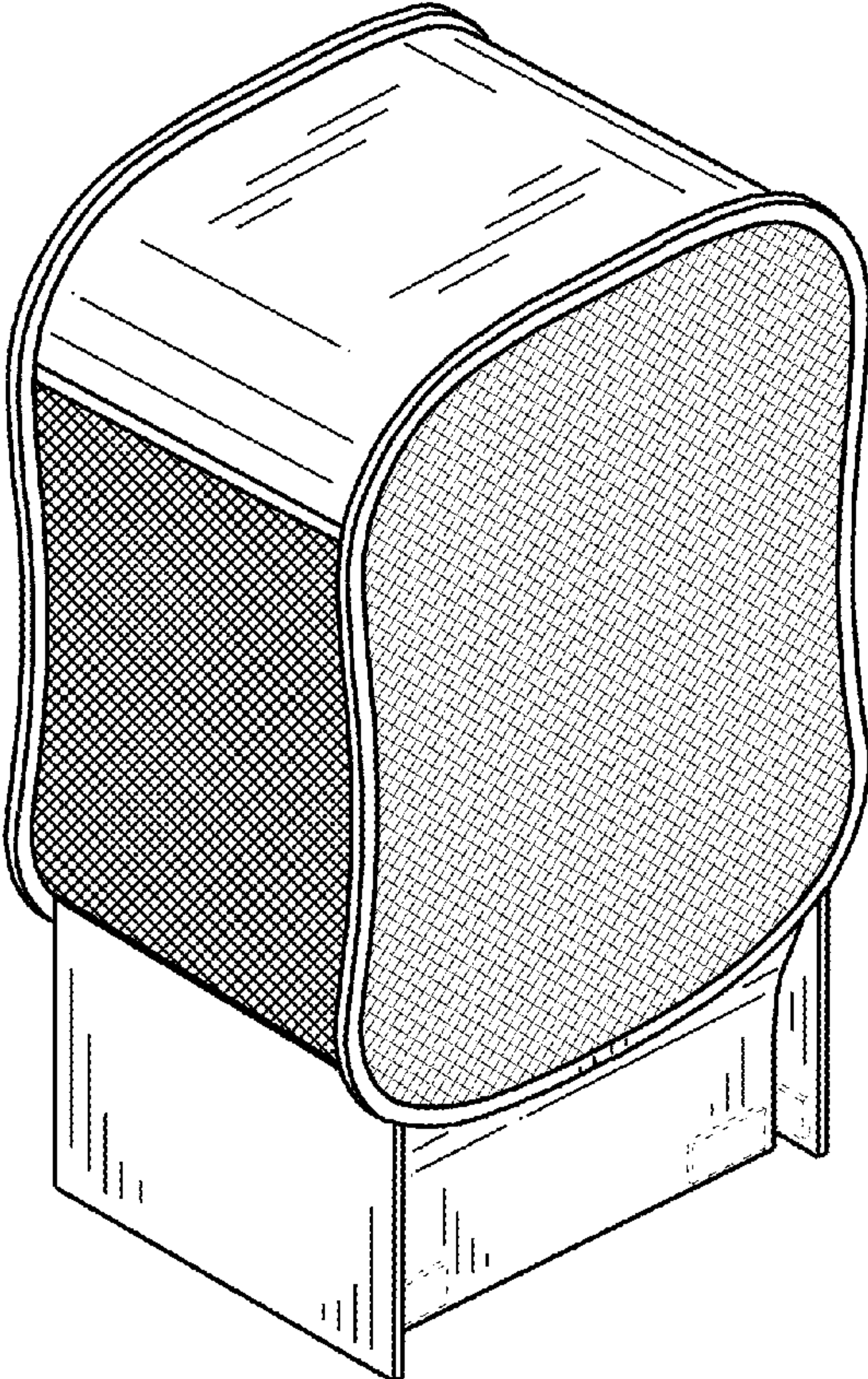


FIG. 1




FIG. 2

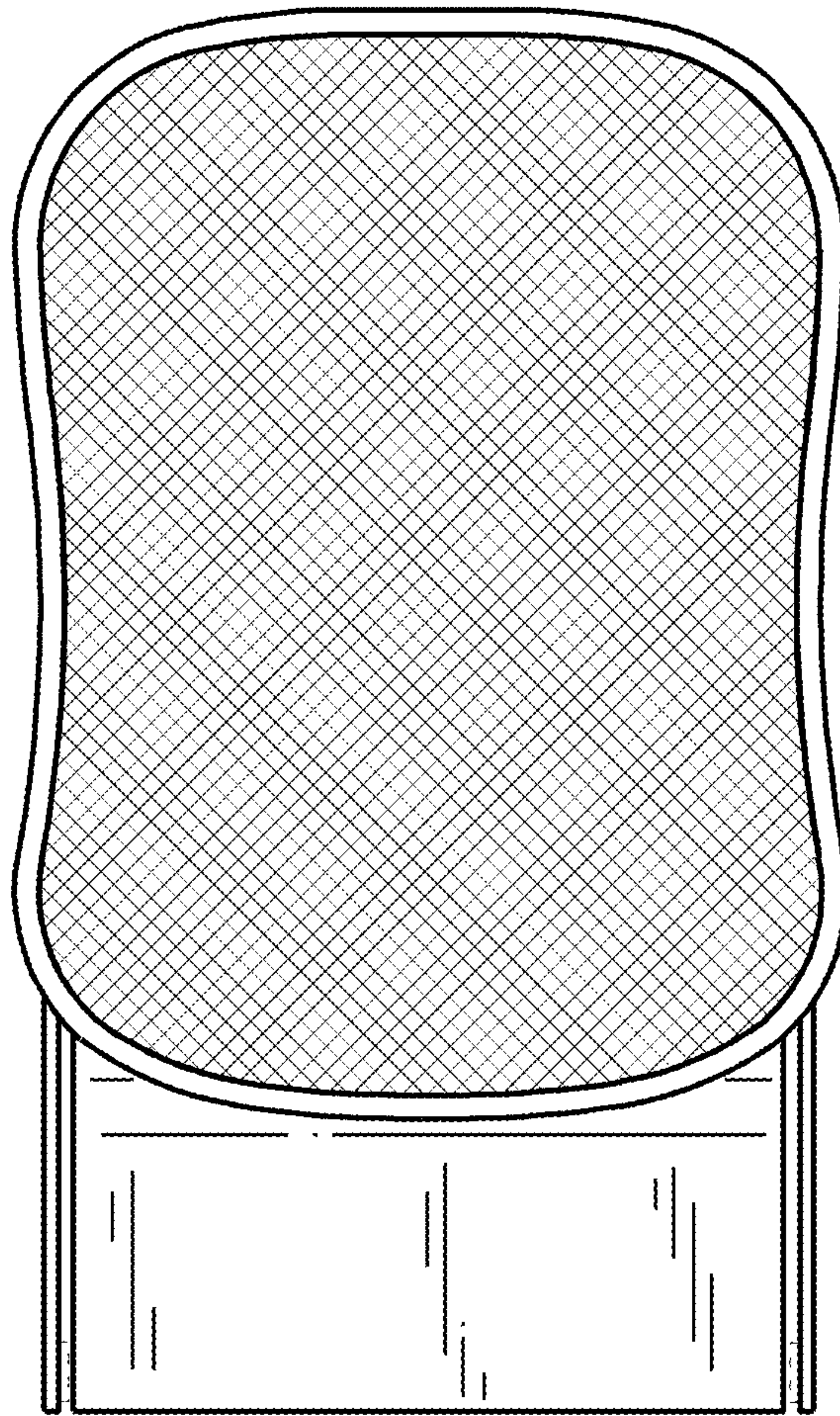


FIG. 3




FIG. 4




FIG. 5

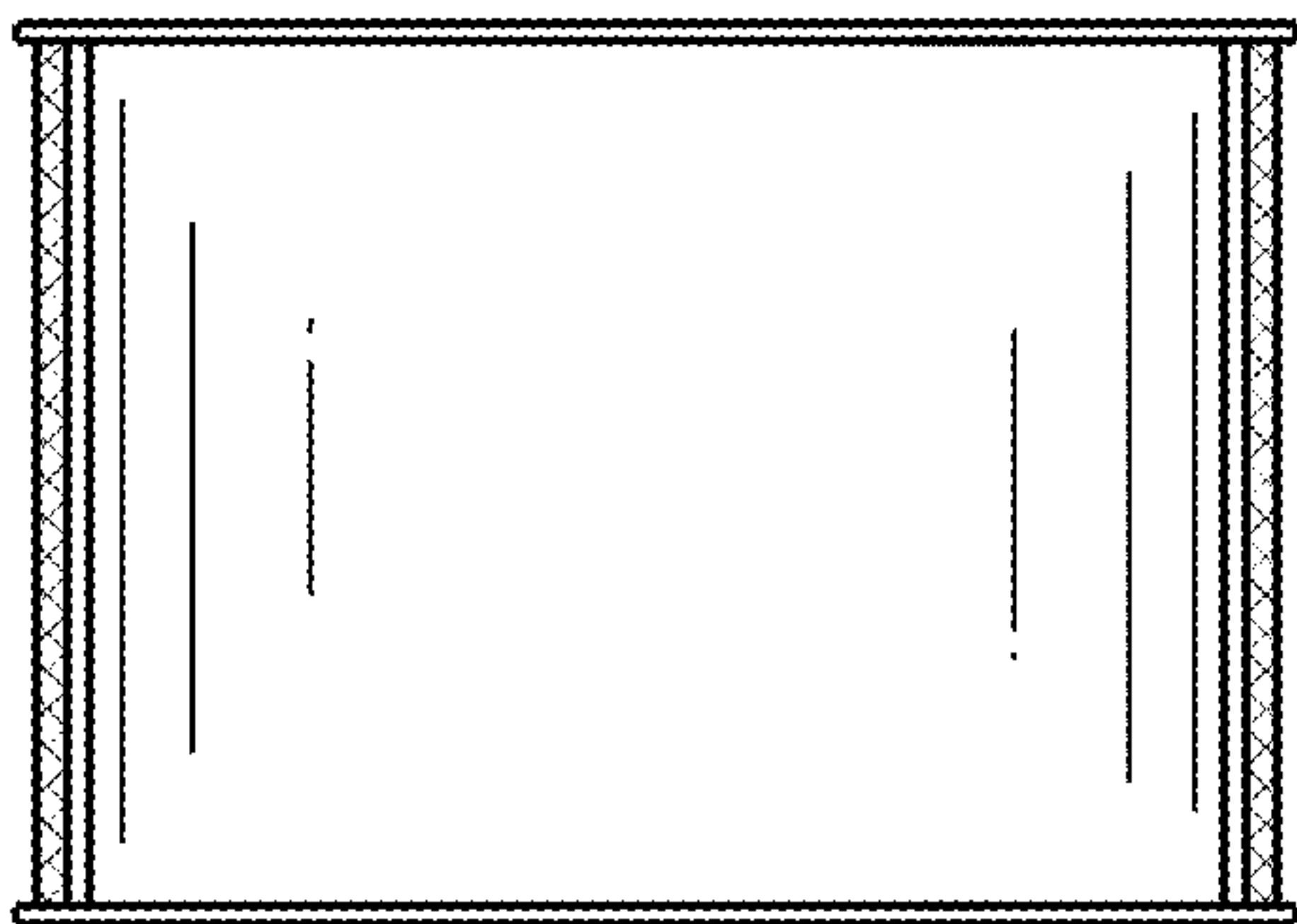


FIG. 6




FIG. 7




FIG. 8