



US00D749765S

(12) **United States Design Patent**  
**Sa et al.**

(10) **Patent No.:** **US D749,765 S**  
(45) **Date of Patent:** **\*\* Feb. 16, 2016**

(54) **REAR COMBINATION LAMP FOR AN  
AUTOMOBILE**

(71) Applicant: **Kia Motors Corporation**, Seoul (KR)

(72) Inventors: **Jung Woo Sa**, Gyeonggi-do (KR); **Yun  
Seok Oh**, Gyeonggi-do (KR)

(73) Assignee: **Kia Motors Corporation**, Seoul (KR)

(\*\*) Term: **14 Years**

(21) Appl. No.: **29/512,186**

(22) Filed: **Dec. 17, 2014**

(30) **Foreign Application Priority Data**

Jul. 4, 2014 (KR) ..... 30-2014-0032825

(51) **LOC (10) Cl.** ..... **26-06**

(52) **U.S. Cl.**  
USPC ..... **D26/28**

(58) **Field of Classification Search**  
USPC ..... D26/28-36; 362/459-468, 475-478,  
362/485-487  
CPC ..... F21S 48/00; F21S 48/10; F21S 48/115;  
F21S 48/225; F21S 48/1233; F21S 48/1266;  
F21S 48/1388; F21S 48/2268; F21V 21/04  
See application file for complete search history.

(56) **References Cited**

U.S. PATENT DOCUMENTS

D498,013 S *	11/2004	Pfeiffer	.....	D26/28
D523,976 S *	6/2006	Pfeiffer	.....	D26/28
D538,452 S *	3/2007	Pfeiffer	.....	D26/28
D539,450 S *	3/2007	Pfeiffer	.....	D26/28
D549,363 S *	8/2007	Pfeiffer	.....	D26/28

\* cited by examiner

*Primary Examiner* — Marcus Jackson

(74) *Attorney, Agent, or Firm* — Mintz Levin Cohn Ferris  
Glovsky and Popeo, P.C.; Kongsik Kim

(57) **CLAIM**

The ornamental design for a rear combination lamp for an  
automobile, as shown and described.

**DESCRIPTION**

FIG. 1 is a perspective view of a rear combination lamp for an  
automobile according to the present invention.

FIG. 2 is a front view of the rear combination lamp for an  
automobile of FIG. 1.

FIG. 3 is a rear view of the rear combination lamp for an  
automobile of FIG. 1.

FIG. 4 is a left side view of the rear combination lamp for an  
automobile of FIG. 1.

FIG. 5 is a right side view of the rear combination lamp for an  
automobile of FIG. 1.

FIG. 6 is a top view of the rear combination lamp for an  
automobile of FIG. 1; and,

FIG. 7 is a bottom view of the rear combination lamp for an  
automobile of FIG. 1.


**1 Claim, 7 Drawing Sheets**




**FIG. 1**



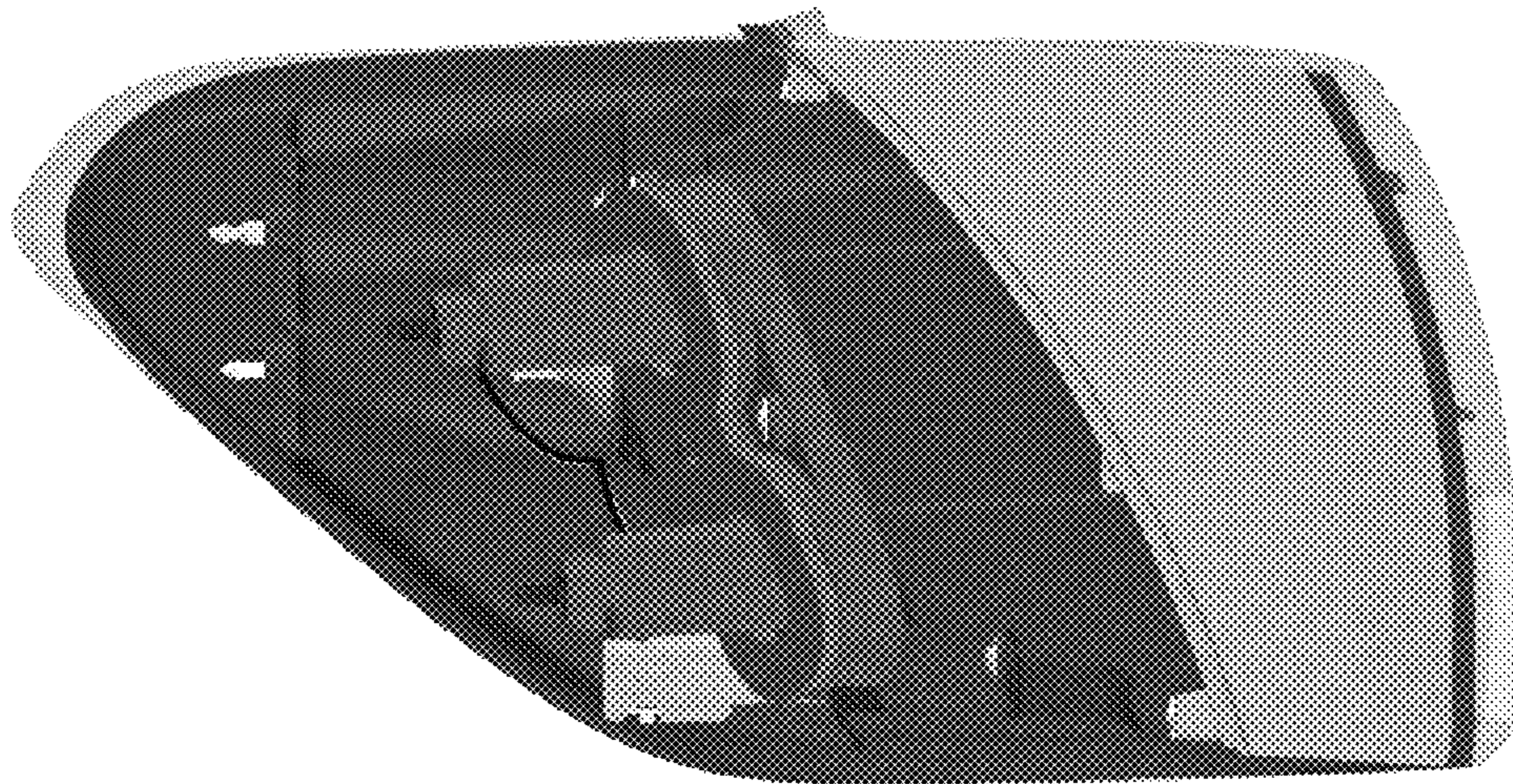
**FIG. 2**




**FIG. 3**



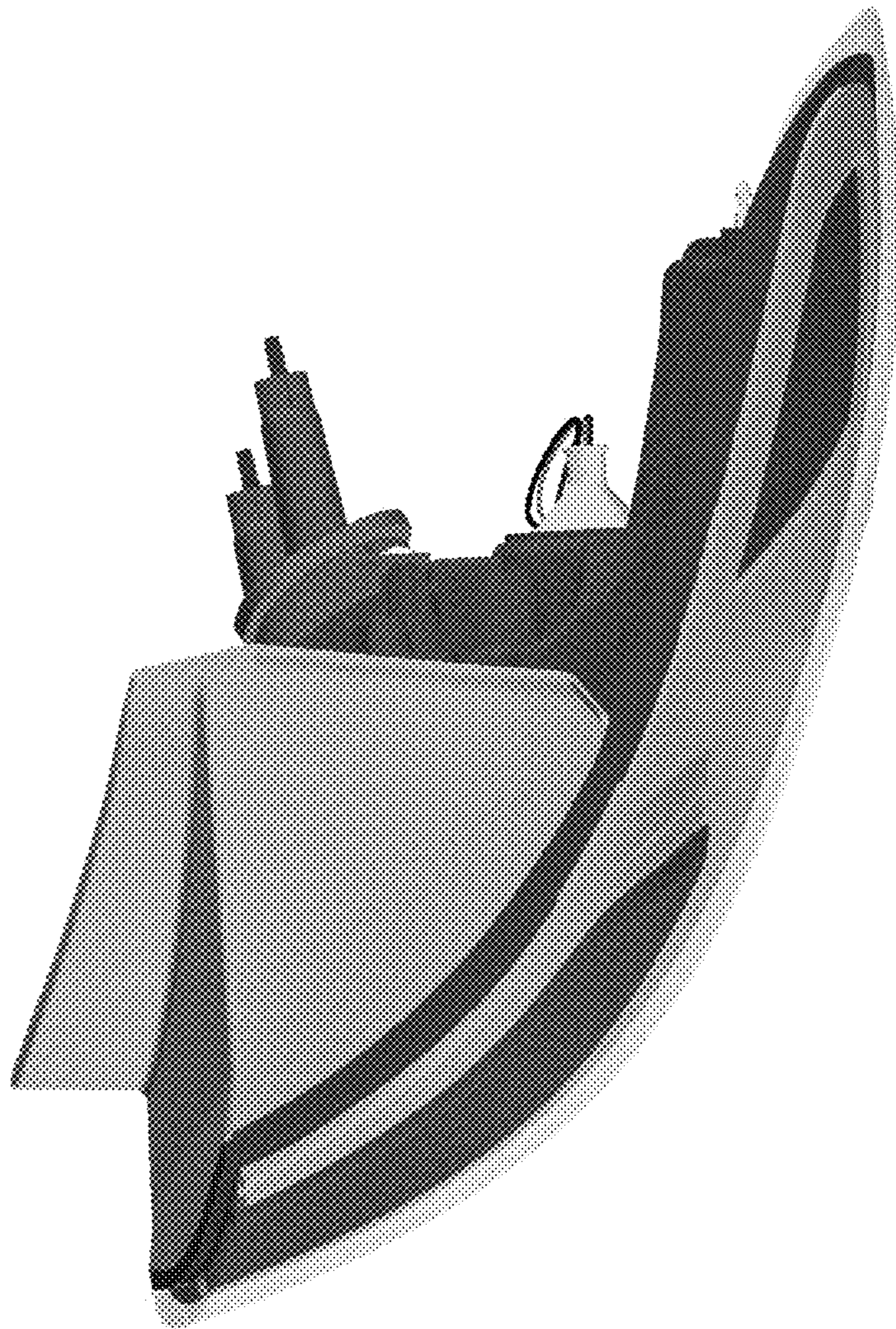
**FIG. 4**



**FIG. 5**



**FIG. 6**



**FIG. 7**

