



US00D749756S

(12) **United States Design Patent**
Beaven

(10) **Patent No.:** **US D749,756 S**

(45) **Date of Patent:** **** Feb. 16, 2016**

(54) **LIGHTING SIGNATURE**

(71) Applicant: **Jaguar Land Rover Limited**, Coventry (GB)

(72) Inventor: **Matthew Beaven**, Coventry (GB)

(73) Assignee: **Jaguar Land Rover Limited** (GB)

(**) Term: **14 Years**

(21) Appl. No.: **29/463,782**

(22) Filed: **Mar. 3, 2014**

(30) **Foreign Application Priority Data**

Sep. 2, 2013 (EM) 002301242
Sep. 2, 2013 (EM) 002301325

(51) **LOC (10) Cl.** **26-06**

(52) **U.S. Cl.**
USPC **D26/28**

(58) **Field of Classification Search**
USPC D26/28-36, 139
CPC F21S 48/10; F21S 48/115; F21S 48/145;
F21S 48/1109; F21S 48/1168; F21S 48/1186
See application file for complete search history.

(56) **References Cited**

U.S. PATENT DOCUMENTS

D564,109 S * 3/2008 Sato et al. D26/28
D565,762 S * 4/2008 Zheng D26/28
D606,214 S * 12/2009 Lamm D26/28
D662,634 S * 6/2012 Koizumi et al. D26/28
D665,109 S * 8/2012 Platto et al. D26/28
D678,569 S * 3/2013 Brendel D26/28
D686,359 S * 7/2013 McCabe et al. D26/28
D689,222 S * 9/2013 Lai D26/28
D707,861 S * 6/2014 Lai D26/28

D717,976 S * 11/2014 Gueler et al. D26/28
D720,872 S * 1/2015 Lim et al. D26/28
D728,137 S * 4/2015 Ha et al. D26/28
D731,100 S * 6/2015 Tani D26/28

* cited by examiner

Primary Examiner — Clare E Heflin

(74) *Attorney, Agent, or Firm* — Fishman Stewart Yamaguchi PLLC

(57) **CLAIM**

The ornamental design for a lighting signature, as shown and described.

DESCRIPTION

The patent or application file contains at least one drawing executed in color. Copies of this patent or patent application publication with color drawings will be provided by the Office upon request and payment of the necessary fee.

FIG. 1. is a front perspective view of a vehicle component lighting signature in color;

FIG. 2 is a side view of a vehicle component lighting signature in color;

FIG. 3 is a front view of a vehicle component lighting signature in color;

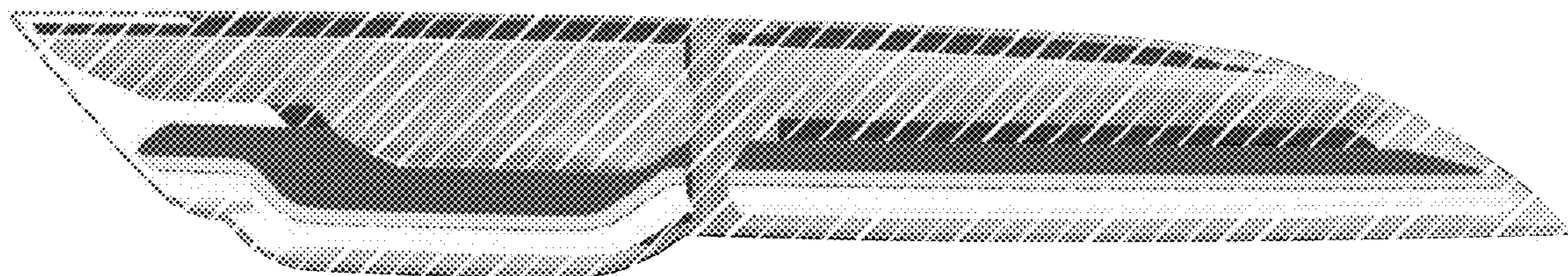
FIG. 4 is a front perspective view of a vehicle component lighting signature in black and white;

FIG. 5 is a side view of a vehicle component lighting signature in black and white; and,

FIG. 6 is a front view of a vehicle component lighting signature in black and white.

The diagonal lines shown on the drawings depict portions of the vehicle component that form no part of the claimed design.

1 Claim, 2 Drawing Sheets
(1 of 2 Drawing Sheet(s) Filed in Color)



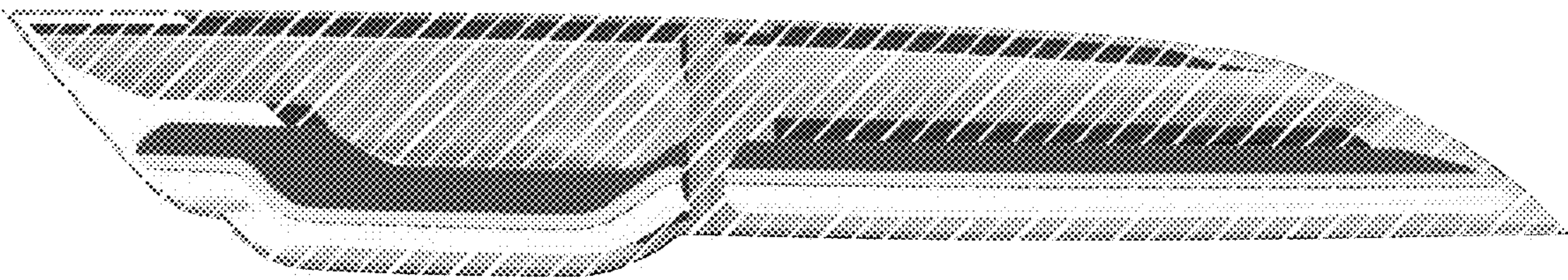


FIG. 1

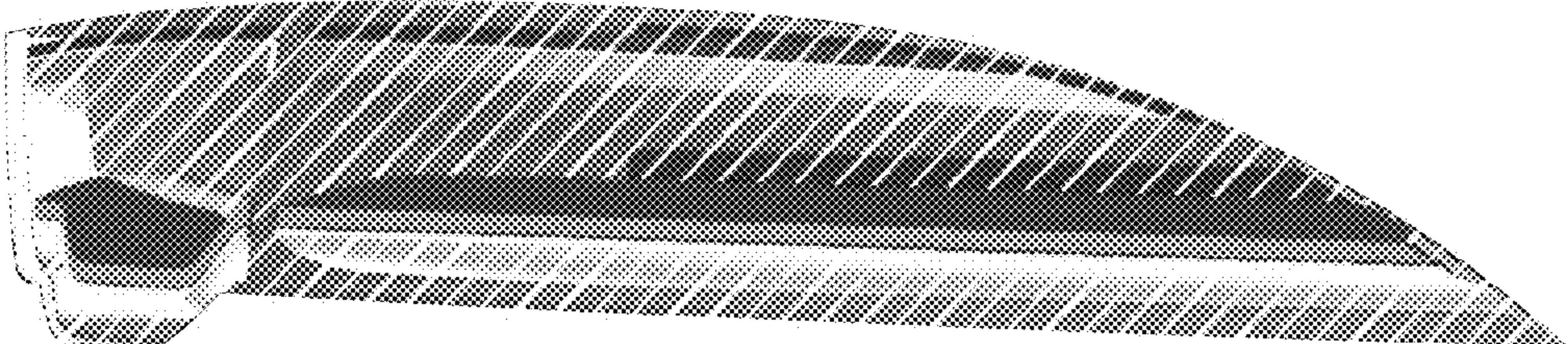


FIG. 2




FIG. 3




FIG. 4

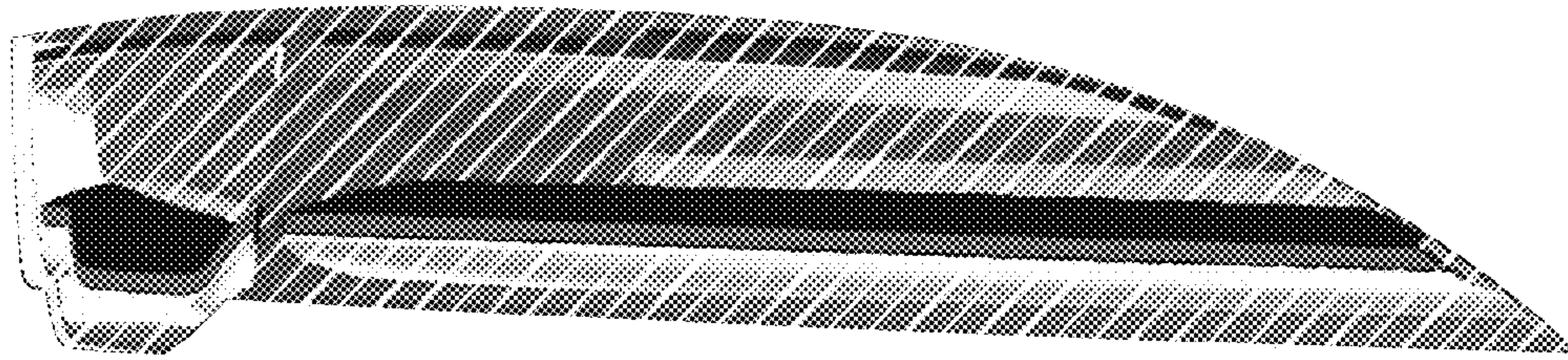


FIG. 5

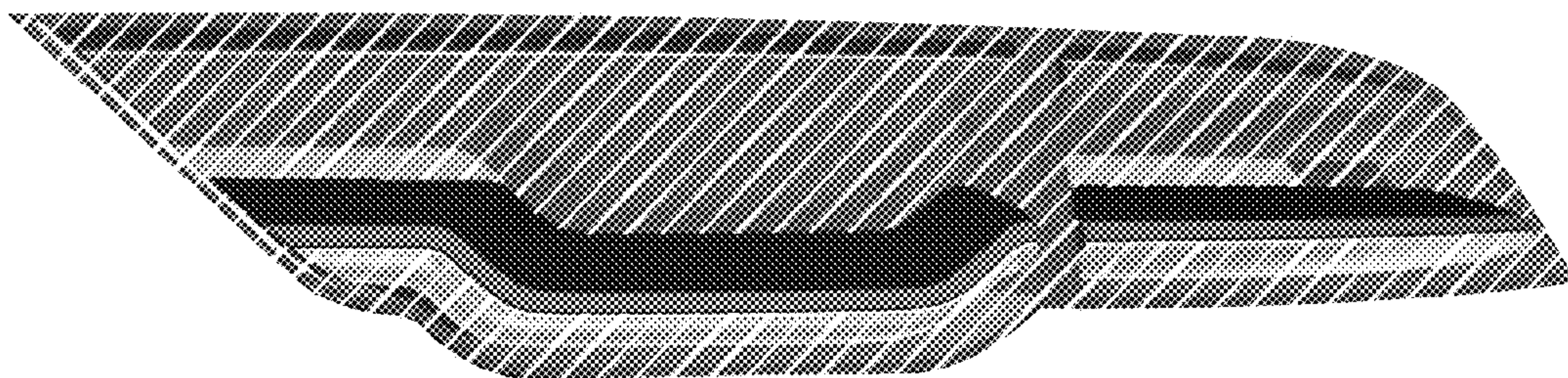


FIG. 6