



US00D749728S

(12) **United States Design Patent**  
**Brannon**

(10) **Patent No.:** **US D749,728 S**

(45) **Date of Patent:** **\*\* \*Feb. 16, 2016**

(54) **TARGETING GUIDE**

(71) Applicant: **James K Brannon**, Leawood, KS (US)

(72) Inventor: **James K Brannon**, Leawood, KS (US)

(\* ) Notice: This patent is subject to a terminal disclaimer.

(\*\* ) Term: **14 Years**

(21) Appl. No.: **29/450,070**

(22) Filed: **Mar. 15, 2013**

(51) **LOC (10) Cl.** ..... **24-02**

(52) **U.S. Cl.**  
USPC ..... **D24/140**

(58) **Field of Classification Search**  
USPC ..... D24/133, 135, 140  
CPC ..... A61B 17/15; A61B 17/1635; A61B 17/1671; A61B 17/1757; A61B 17/17; A61B 17/7083

See application file for complete search history.

(56) **References Cited**

**U.S. PATENT DOCUMENTS**

D332,141	S	*	12/1992	Rosenberg et al.	.....	D24/133
5,888,034	A	*	3/1999	Greenberg	.....	408/115 R
D449,689	S	*	10/2001	Comeau et al.	.....	D24/135
D455,254	S	*	4/2002	Sanchez-Thomas	.....	D3/203.1

D621,938	S	*	8/2010	Petersen et al.	.....	D24/140
D667,548	S	*	9/2012	Brannon	.....	D24/140
D684,690	S	*	6/2013	Senger	.....	D24/140
D684,691	S	*	6/2013	Senger	.....	D24/140
D706,421	S	*	6/2014	Brannon	.....	D24/140
2007/0265634	A1	*	11/2007	Weinstein	.....	606/87
2009/0088767	A1	*	4/2009	Leyden et al.	.....	606/96

**OTHER PUBLICATIONS**

U.S. Appl. No. 29/398,708, filed Aug. 3, 2011, James K. Brannon.  
U.S. Appl. No. 29/445,846, filed Feb. 18, 2013, James K. Brannon.

\* cited by examiner

*Primary Examiner* — Bridget L Eland

(74) *Attorney, Agent, or Firm* — Intellectual Property Center, LLC; Arthur K. Shaffer

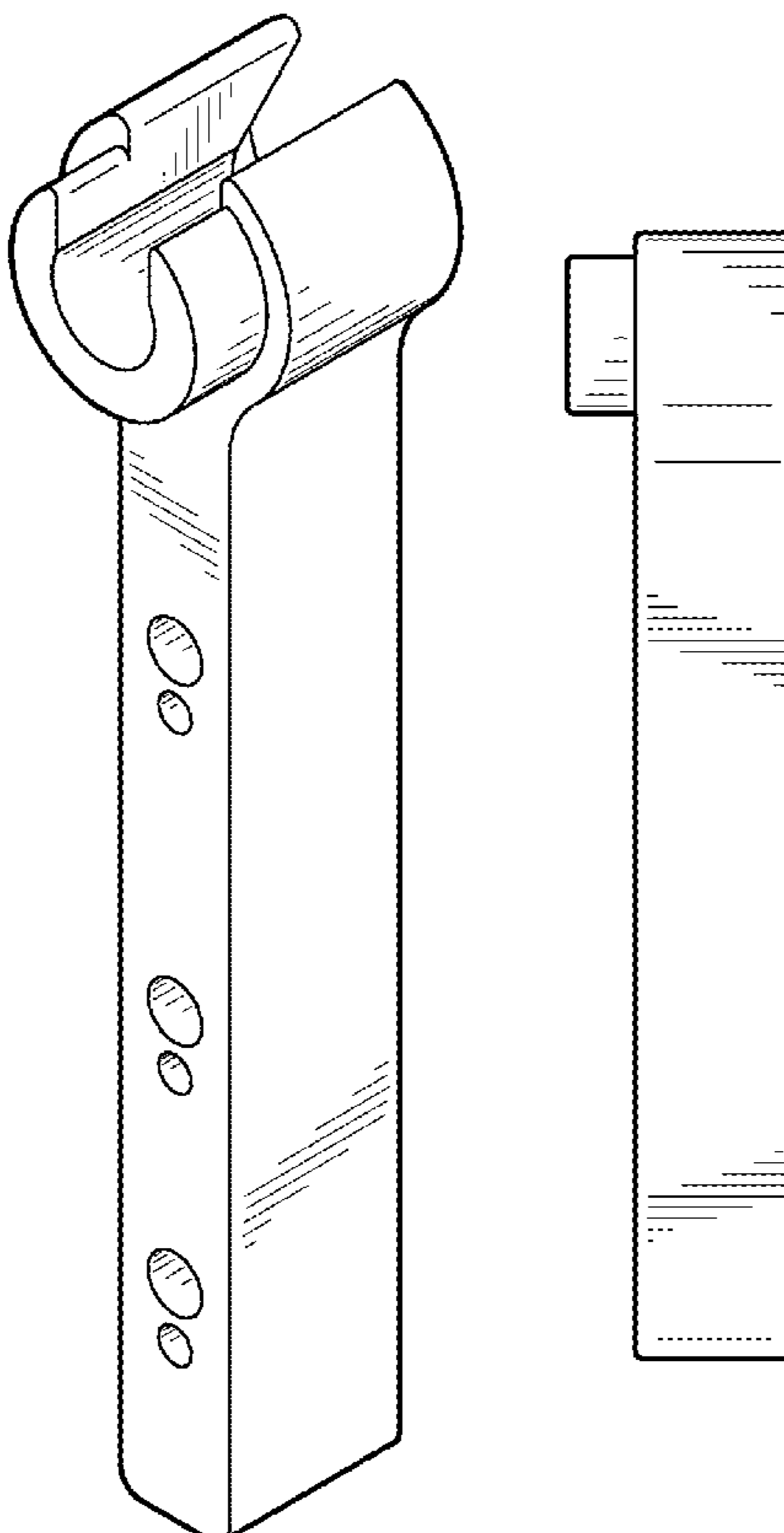
(57) **CLAIM**

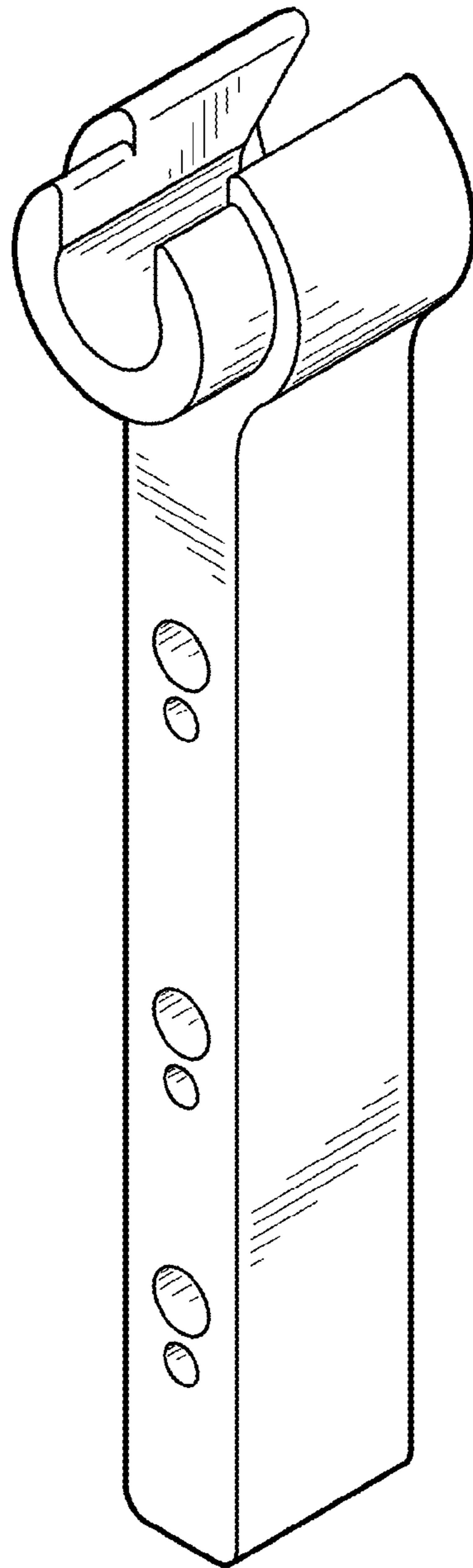
The ornamental design for a targeting guide, as shown and described.

**DESCRIPTION**

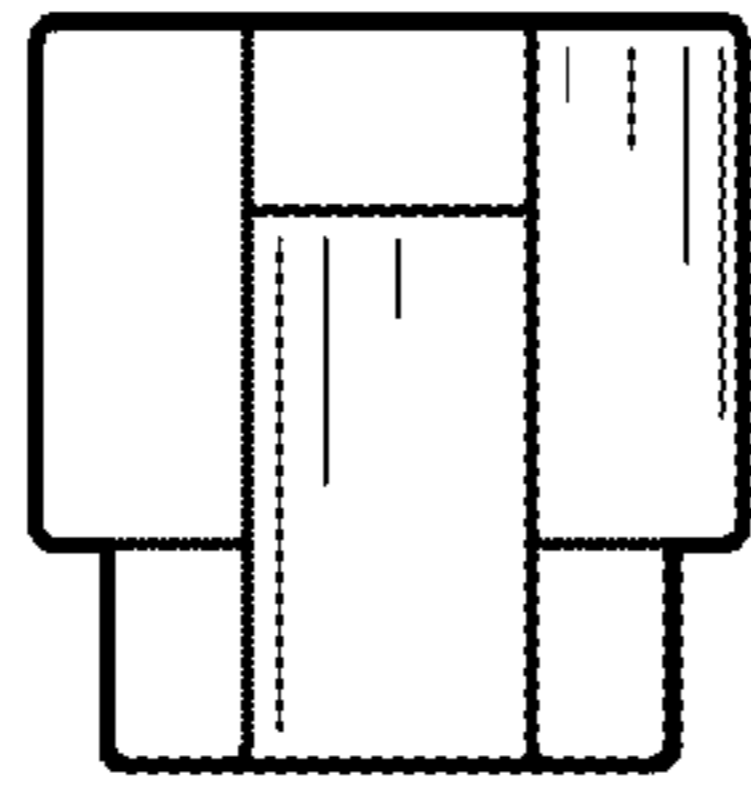
FIG. 1 is a perspective view of a targeting guide in accordance with the present invention;  
FIG. 2 is a top plan view thereof;  
FIG. 3 is a bottom plan view thereof;  
FIG. 4 is a front elevation view thereof;  
FIG. 5 is a side elevation view thereof; and,  
FIG. 6 is a rear elevation view thereof.

**1 Claim, 2 Drawing Sheets**






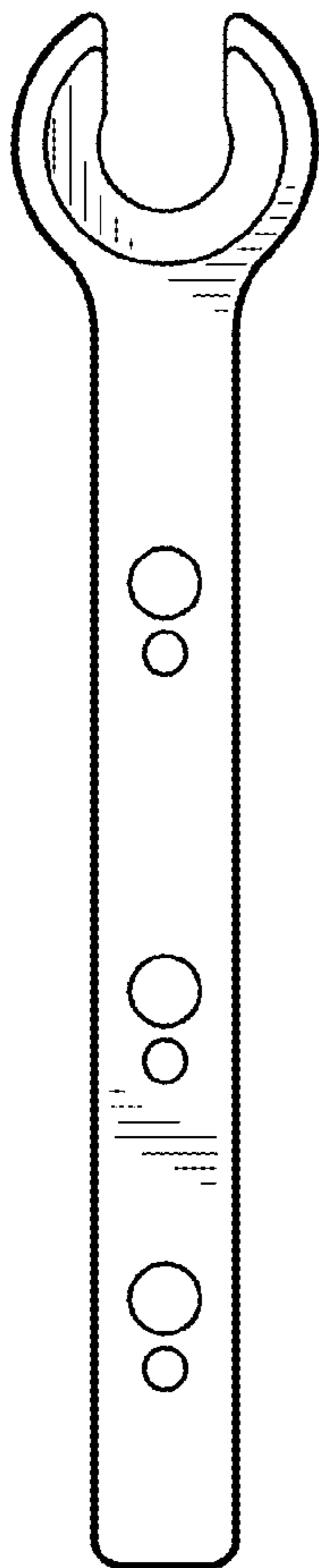
*Fig. 1*




*Fig. 2*



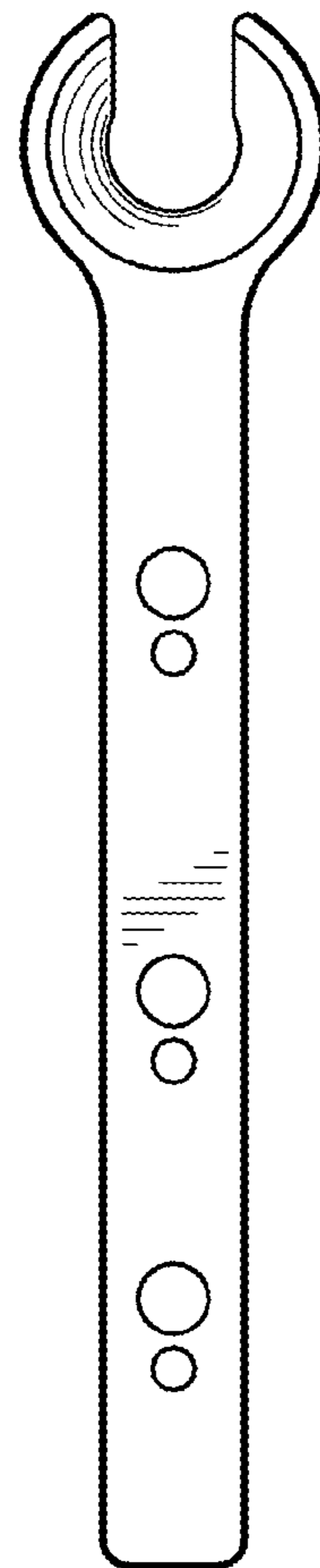
*Fig. 3*



*Fig. 4*



*Fig. 5*



*Fig. 6*