



US00D749719S

(12) **United States Design Patent**
Sanders et al.

(10) **Patent No.:** **US D749,719 S**
(45) **Date of Patent:** **** Feb. 16, 2016**

(54) **INJECTION DEVICE**

(71) Applicants: **David Sanders**, Warwick (GB); **Houda Mihad**, Frankfurt am Main (DE);
Michael Schabbach, Frankfurt am Main (DE); **Timothy Claughton**, Congleton (GB)

(72) Inventors: **David Sanders**, Warwick (GB); **Houda Mihad**, Frankfurt am Main (DE);
Michael Schabbach, Frankfurt am Main (DE); **Timothy Claughton**, Congleton (GB)

(73) Assignee: **Sanofi-Aventis Deutschland GMBH**, Frankfurt am Main (DE)

(**) Term: **14 Years**

(21) Appl. No.: **29/441,434**

(22) Filed: **Jan. 4, 2013**

(30) **Foreign Application Priority Data**

Jul. 5, 2012 (EP) 002068791

(51) **LOC (10) Cl.** **24-02**

(52) **U.S. Cl.**
USPC **D24/114**

(58) **Field of Classification Search**
USPC D24/119, 114, 112, 113, 186, 130, 127;
D9/729; 604/310, 181, 232, 208, 189,
604/132, 136; 606/181, 185; 222/39;
401/265, 261, 11
CPC B65D 35/36; B65D 47/42; A61D 7/00;
A61F 2007/029; A45D 34/042; A61M 35/006
See application file for complete search history.

(56) **References Cited**

U.S. PATENT DOCUMENTS

D619,702	S	*	7/2010	Galbraith	D24/114
D621,500	S	*	8/2010	Sanders et al.	D24/113
D680,643	S	*	4/2013	Schneider et al.	D24/114
D703,809	S	*	4/2014	Sanders	D24/113
D707,351	S	*	6/2014	Kunze	D24/112
D715,422	S	*	10/2014	Hall et al.	D24/112
8,864,722	B2	*	10/2014	Helmer	604/232
2012/0283645	A1	*	11/2012	Veasey et al.	604/189
2012/0296285	A1	*	11/2012	MacDonald et al.	604/208

* cited by examiner

Primary Examiner — Sheryl Lane

Assistant Examiner — Nicole Shiflet

(74) *Attorney, Agent, or Firm* — Scully, Scott, Murphy & Presser P.C.

(57) **CLAIM**

The ornamental design for an injection device, as shown and described.

DESCRIPTION

The patent or application file contains at least one drawing executed in color. Copies of this patent or patent application publication with color drawing(s) will be provided by the Office upon request and payment of the necessary fee.

FIG. 1 is a perspective view of an injection device, showing our new design;

FIG. 2 is a front view of FIG. 1;

FIG. 3 is a rear view of FIG. 1;

FIG. 4 is a side view of FIG. 1;

FIG. 5 is an opposite side view of FIG. 1;

FIG. 6 is a top view of FIG. 1; and,

FIG. 7 is a bottom view of FIG. 1.

1 Claim, 7 Drawing Sheets
(7 of 7 Drawing Sheet(s) Filed in Color)





FIG. 1




FIG. 2




FIG. 3




FIG. 4




FIG. 5




FIG. 6




FIG. 7