



US00D749717S

(12) **United States Design Patent**
Kobida et al.

(10) **Patent No.:** **US D749,717 S**
(45) **Date of Patent:** **** Feb. 16, 2016**

- (54) **SUCTION HANDLE**
- (71) Applicant: **Medline Industries, Inc.**, Mundelein, IL (US)
- (72) Inventors: **Michael Kobida**, Barrington, IL (US);
Michael Turturro, Chicago, IL (US)
- (73) Assignee: **Medline Industries, Inc.**, Mundelein, IL (US)
- (**) Term: **14 Years**
- (21) Appl. No.: **29/492,396**
- (22) Filed: **May 30, 2014**
- (51) **LOC (10) Cl.** **24-01**
- (52) **U.S. Cl.**
USPC **D24/108**
- (58) **Field of Classification Search**
USPC D24/107, 108, 111, 113, 127
CPC A61M 1/0039; A61M 1/0064; A61M 1/0041; A61M 1/0058; A61C 17/0202; A61C 17/0211; A61C 17/04; A61C 17/0208
See application file for complete search history.

128/205.19

D387,862 S * 12/1997 Mainiero D24/127
5,984,907 A 11/1999 McGee
6,129,547 A 10/2000 Cise
6,500,142 B1 12/2002 Harreld
6,588,427 B1 7/2003 Carlsen
D498,846 S 11/2004 Hayamizu

(Continued)

FOREIGN PATENT DOCUMENTS

WO 20081075241 A2 6/2008

OTHER PUBLICATIONS

Kimberly-Clark“KimVent” Oral Care q4 Kit & Individual Componets/Packs, Kimberly Clark, 2008, 6 pages.
(Continued)

Primary Examiner — Sheryl Lane
Assistant Examiner — Lilyana Bekic
(74) *Attorney, Agent, or Firm* — Fitch, Even, Tabin & Flannery LLP

(57) **CLAIM**
We claim the ornamental design for a suction handle, as shown and described.

(56) **References Cited**

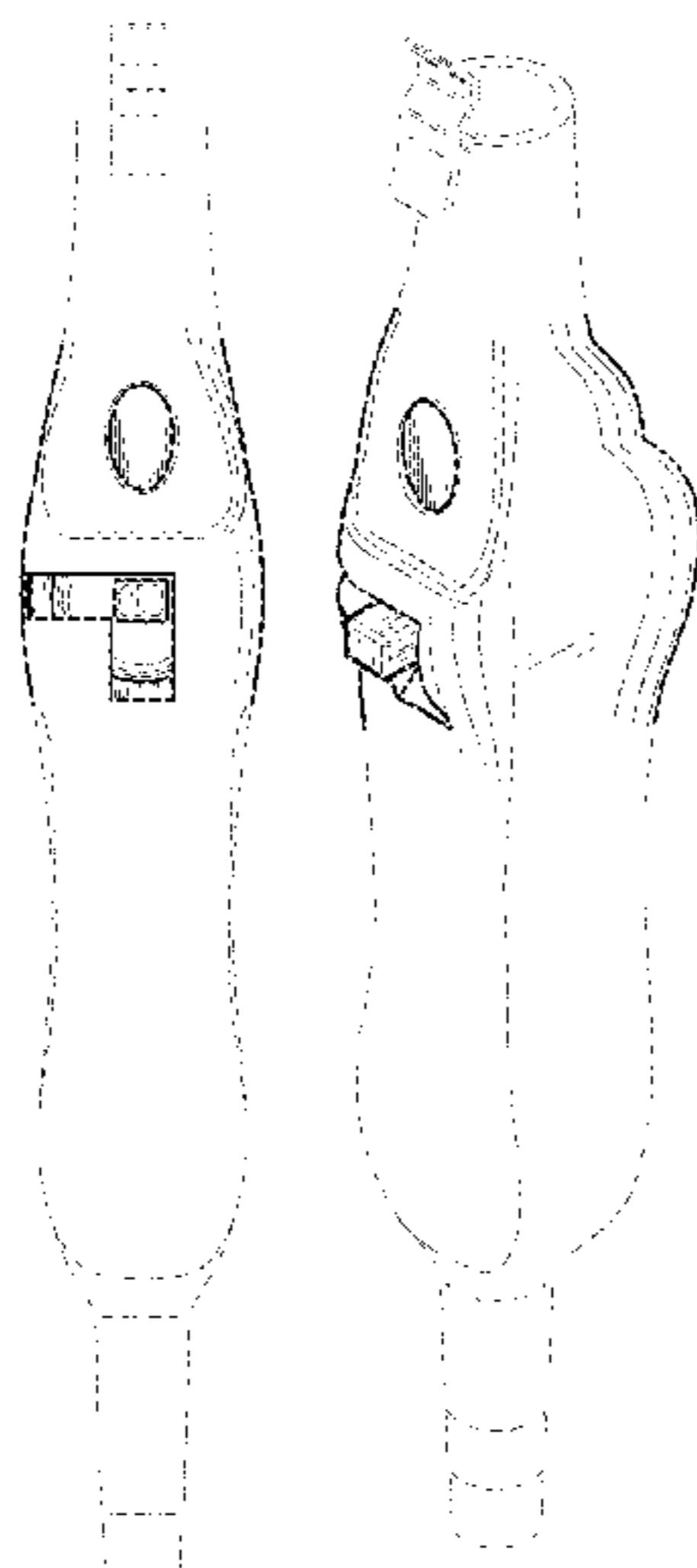
U.S. PATENT DOCUMENTS

- 3,749,090 A * 7/1973 Stewart A61M 1/0064 604/33
- D273,705 S * 5/1984 Spetzler D24/113
- 4,487,600 A * 12/1984 Brownlie A61M 1/0008 433/95
- D279,924 S * 7/1985 Osgood D23/226
- D279,925 S * 7/1985 Wise D24/129
- D304,076 S * 10/1989 Primiano D24/113
- 4,878,900 A * 11/1989 Sundt A61M 1/0039 285/921
- D326,714 S 6/1992 Funakoshi
- D350,194 S * 8/1994 Marino D24/108
- D351,652 S 10/1994 Thompson
- D357,064 S 4/1995 Barlett
- D359,118 S * 6/1995 Nates D24/108
- 5,488,949 A * 2/1996 Kreifels A61M 1/0039

DESCRIPTION

FIG. 1 is a front elevational view showing a suction handle in accordance with our new design;
FIG. 2 is a rear elevational view thereof;
FIG. 3 is a left side elevational view thereof;
FIG. 4 is a right side elevational view thereof;
FIG. 5 is a bottom plan view thereof;
FIG. 6 is a top plan view thereof;
FIG. 7 is a top, front, and right side perspective view thereof;
and,
FIG. 8 is a bottom, front, and right side perspective view thereof.
The broken lines in the drawings illustrate portions of the suction handle which form no part of the claimed design.

1 Claim, 5 Drawing Sheets



(56)

References Cited

U.S. PATENT DOCUMENTS

D512,147 S 11/2005 Barker
 D518,175 S 3/2006 Hardin, Jr.
 D518,573 S 4/2006 French
 D545,439 S 6/2007 Draudt
 D564,093 S 3/2008 Marchand
 D571,458 S * 6/2008 Kataoka D24/108
 D576,725 S 9/2008 Shumer
 D581,052 S 11/2008 Root
 D585,993 S 2/2009 Kousuge
 7,625,207 B2 12/2009 Hershey
 D622,842 S 8/2010 Benoist
 D630,728 S * 1/2011 Dombrowski D24/108
 7,866,477 B2 1/2011 Sturm
 7,867,190 B2 1/2011 Ponsi
 D632,783 S 2/2011 Maesarapu
 D653,329 S 1/2012 Lee-Sepsick
 D678,512 S * 3/2013 Bow D24/112
 D698,441 S 1/2014 Meguro
 D709,184 S 7/2014 Lee-Sepsick
 8,834,407 B2 9/2014 Greeson, Jr.
 D715,429 S 10/2014 Yu
 D718,437 S 11/2014 Osypka
 D718,445 S 11/2014 Yoshida
 2002/0103419 A1 8/2002 Christopher

2004/0006380 A1 1/2004 Buck
 2007/0203449 A1 * 8/2007 Yarger A61M 1/0086
 604/35
 2008/0132760 A1 6/2008 Takeuchi
 2010/0240956 A1 9/2010 Secrest
 2011/0098644 A1 4/2011 Ponsi
 2011/0112515 A1 * 5/2011 Stiehl A61M 1/0084
 604/540
 2012/0289941 A1 * 11/2012 Salehi A61M 1/008
 604/540
 2013/0052610 A1 * 2/2013 Dombrowski A61M 1/0047
 433/95
 2013/0078597 A1 * 3/2013 Thorp A61C 17/0202
 433/80
 2013/0123721 A1 * 5/2013 Stiehl A61M 1/008
 604/319
 2013/0245613 A1 * 9/2013 Salehi A61C 17/043
 604/540
 2014/0207056 A1 * 7/2014 Bono A61M 3/0283
 604/34

OTHER PUBLICATIONS

Suzanne M. Pear, 'VAP Prevention: Critical Techniques and Tools.'
 Healthcare Purchasing News, May 2008, pp. 40-41.

* cited by examiner

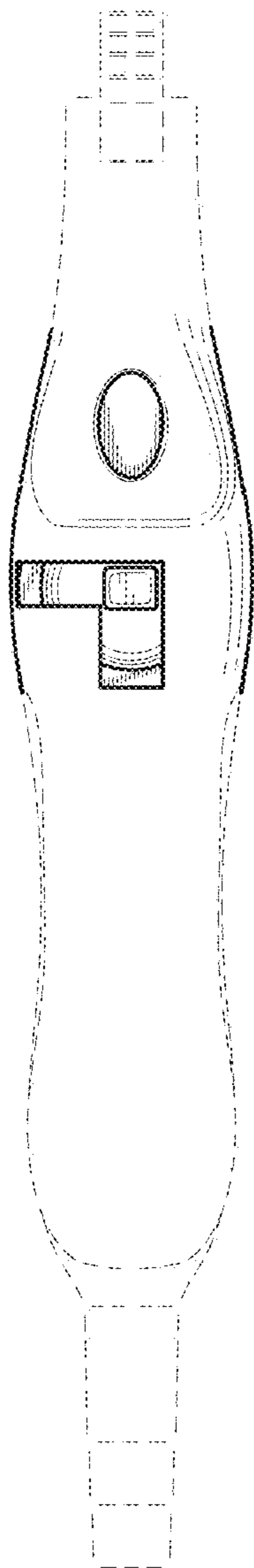


FIG. 1

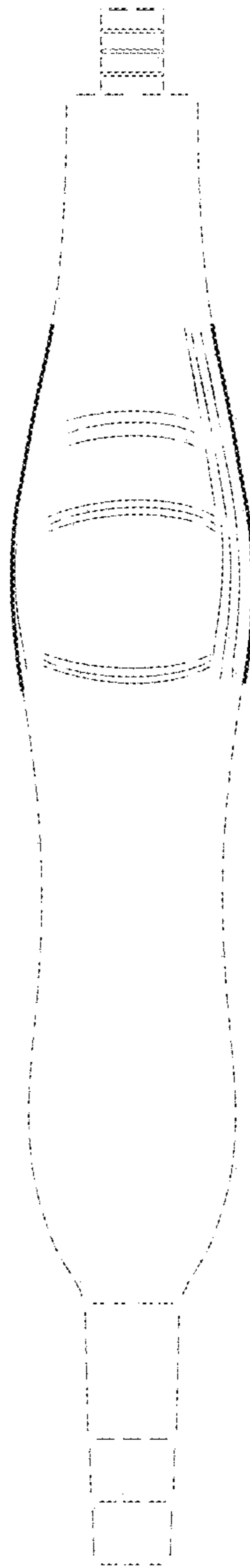


FIG. 2

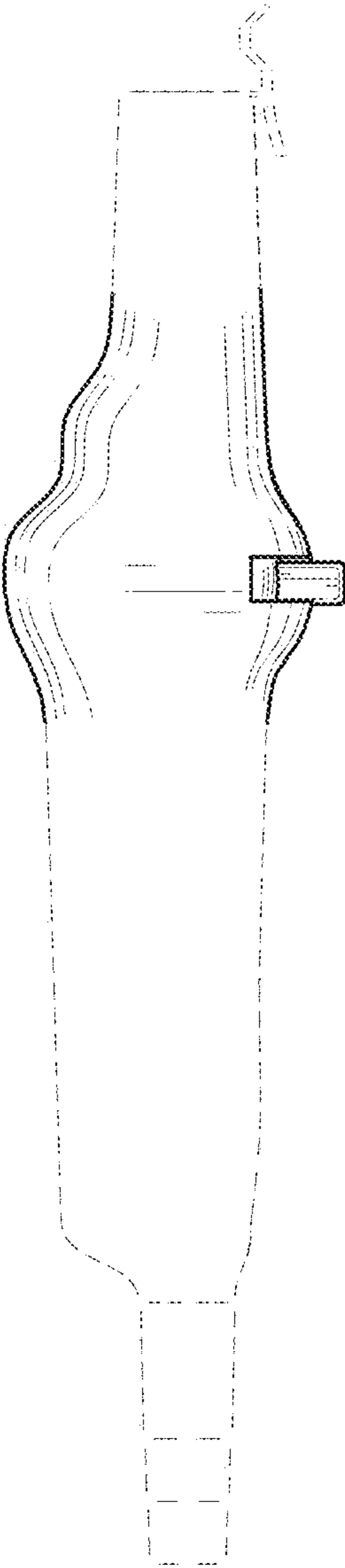


FIG. 3

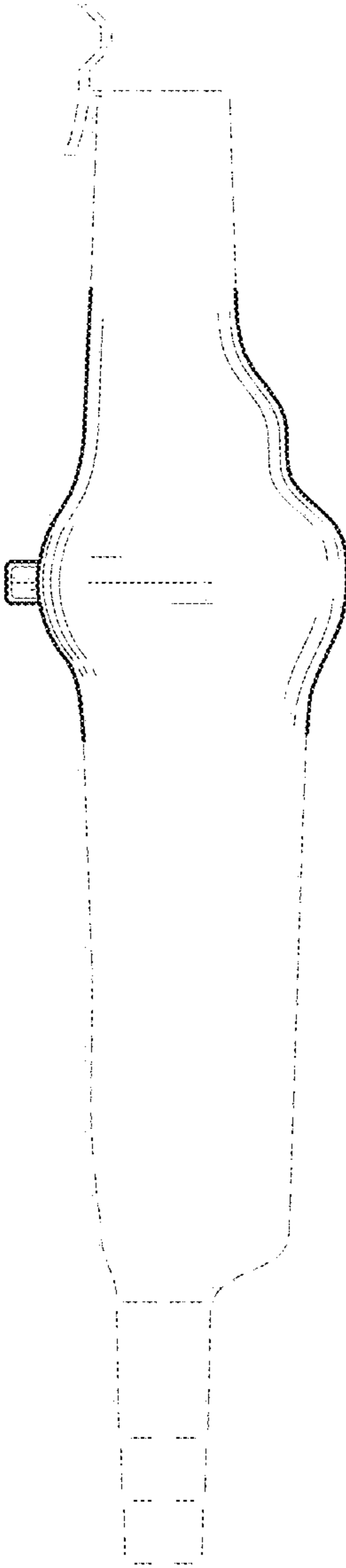


FIG. 4

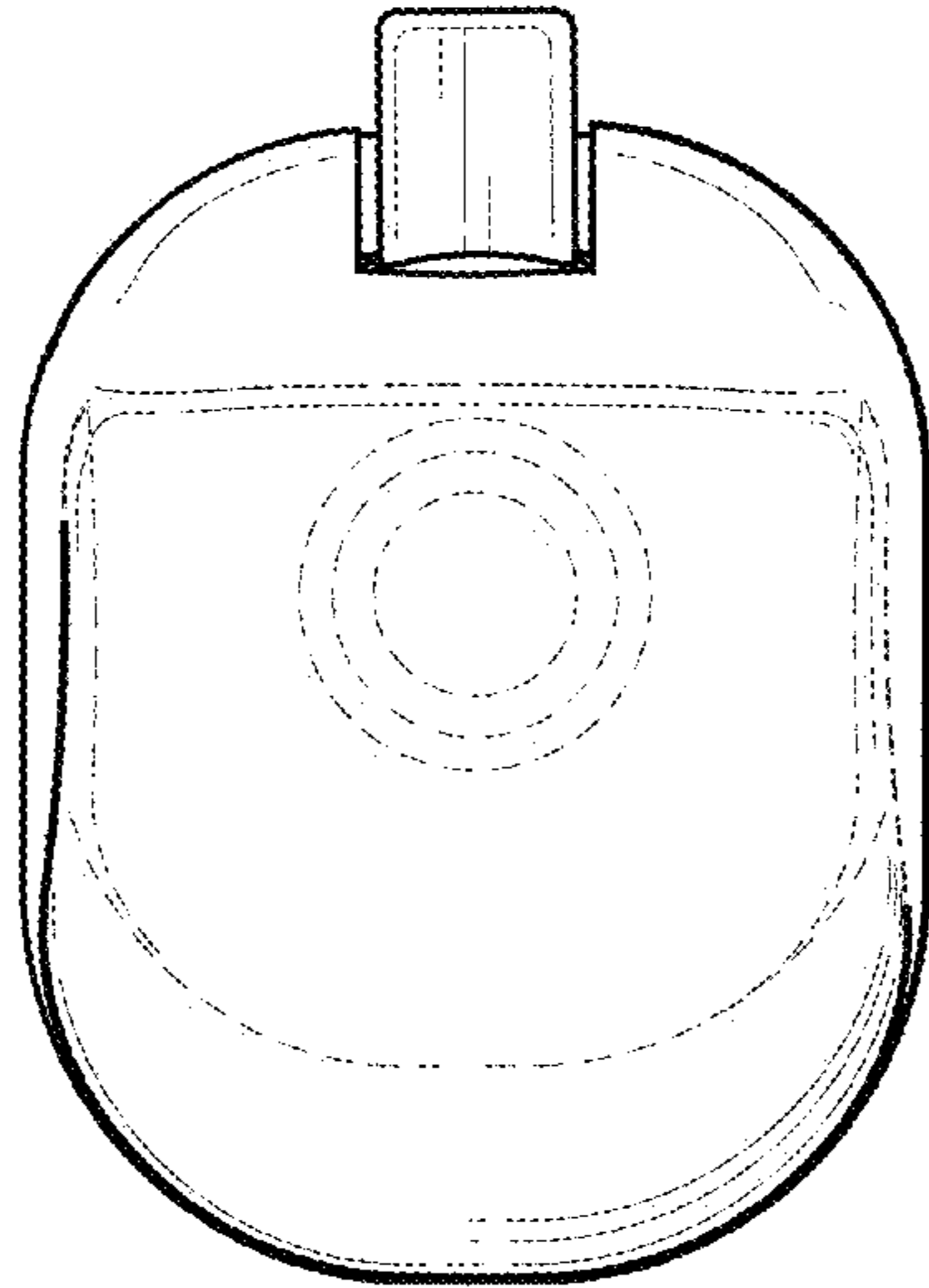


FIG. 5

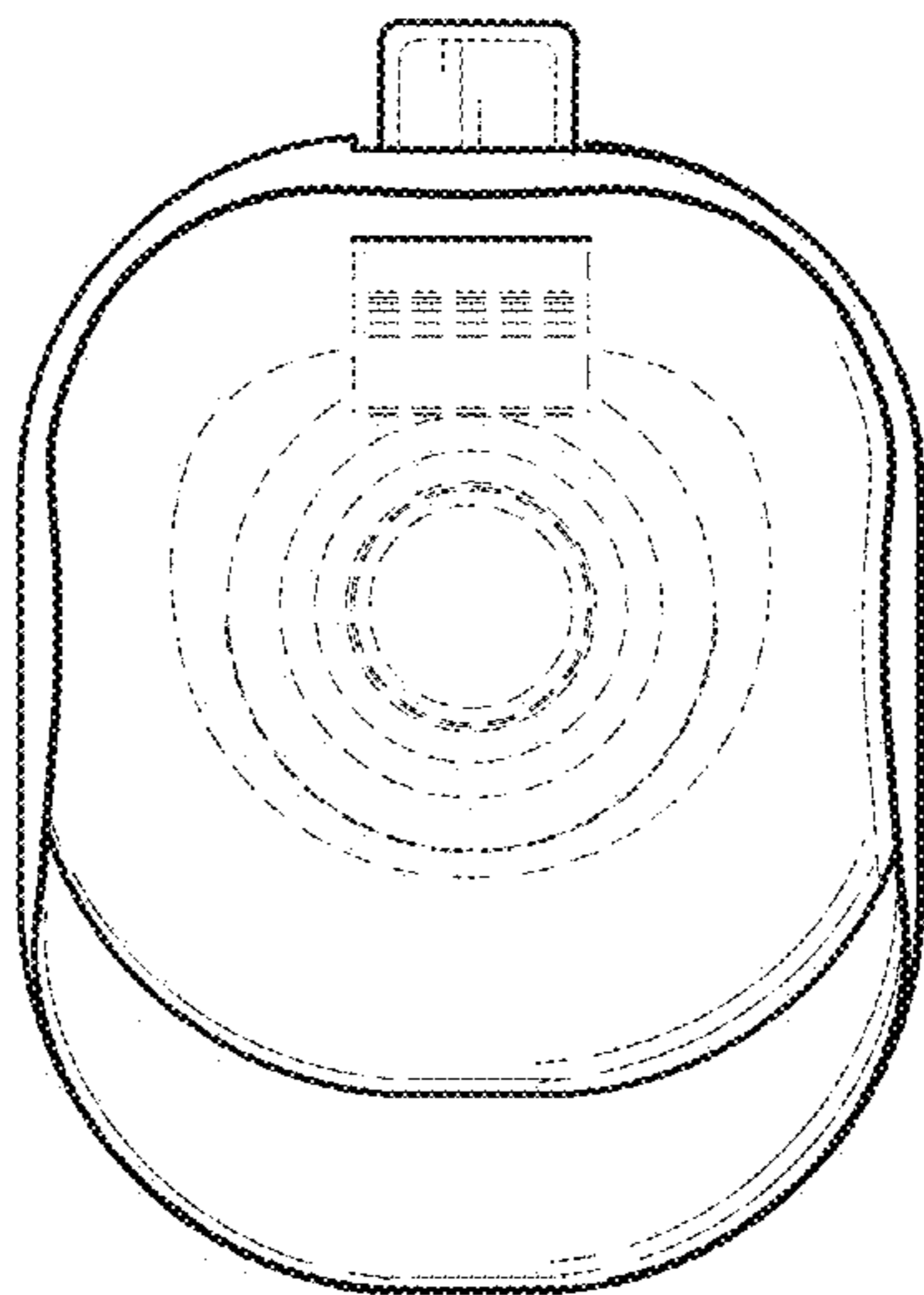


FIG. 6

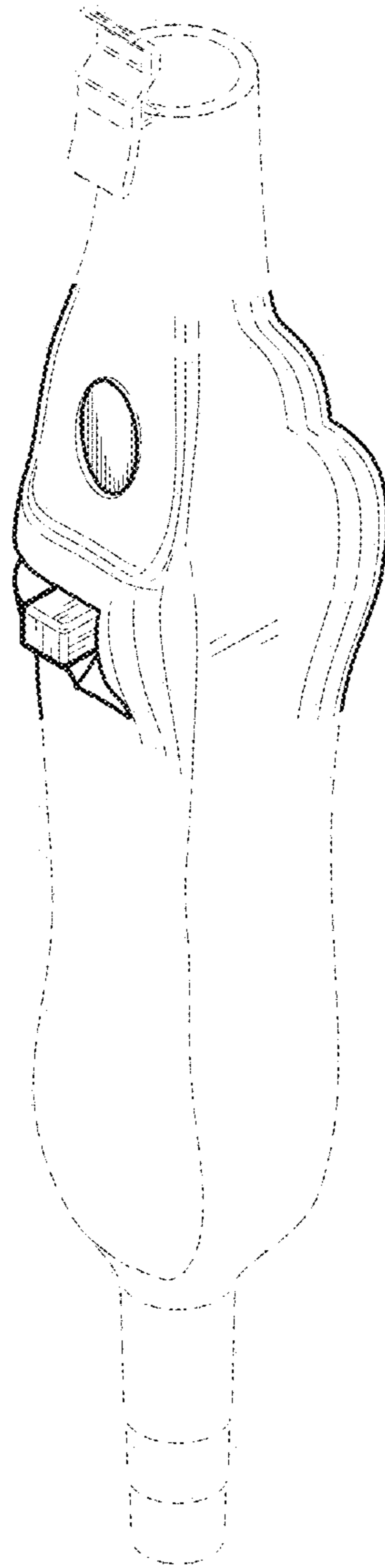


FIG. 7

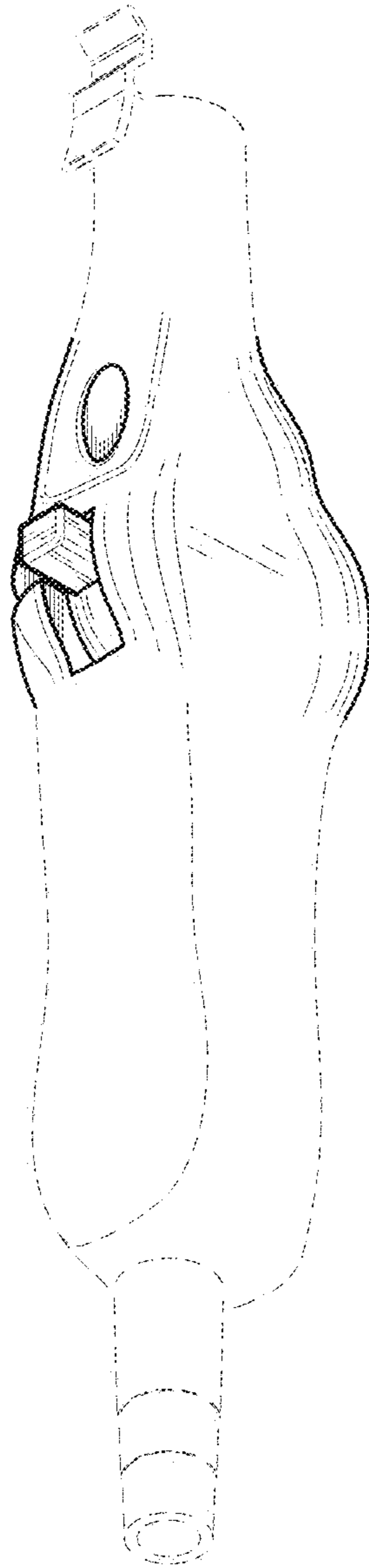


FIG. 8