



US00D749691S

(12) **United States Design Patent**
Gibson et al.

(10) **Patent No.:** **US D749,691 S**
(45) **Date of Patent:** **** Feb. 16, 2016**

(54) **COVER FOR A JIG HEAD OF A FISHING LURE**

(71) Applicant: **Normark Innovations, Inc.**,
Minnetonka, MN (US)

(72) Inventors: **Stephen Gibson**, Columbia, SC (US);
Mark Fisher, Nowthen, MN (US)

(73) Assignee: **Normark Innovations, Inc.**,
Minnetonka, MN (US)

(**) Term: **14 Years**

(21) Appl. No.: **29/501,837**

(22) Filed: **Sep. 9, 2014**

(51) **LOC (10) Cl.** **22-05**

(52) **U.S. Cl.**
USPC **D22/144**

(58) **Field of Classification Search**
USPC D22/144, 126-133; 43/42.25, 42.26,
43/42.4, 42.42, 42.1, 42.24, 42.28, 42.39,
43/42.35, 42.32, 42.81, 42.09
See application file for complete search history.

(56) **References Cited**

U.S. PATENT DOCUMENTS

4,887,378 A * 12/1989 Sheehan A01K 85/00
43/42.25
6,061,948 A * 5/2000 Boucek A01K 85/00
43/42.09

D488,206 S * 4/2004 Becker D22/126
D544,068 S * 6/2007 Becker D22/144
D586,723 S * 2/2009 Heinen D12/517
D649,219 S * 11/2011 Huntoon D22/144
D667,921 S * 9/2012 Erbeck D22/144
9,003,689 B1 * 4/2015 Rye A01K 85/00
43/42.09
2012/0079757 A1 * 4/2012 Rye A01K 85/01
43/42.09

* cited by examiner

Primary Examiner — Catheri Oliver-Garcia


(57) **CLAIM**


The ornamental design for a cover for the jig head of a fishing lure, as shown and described.

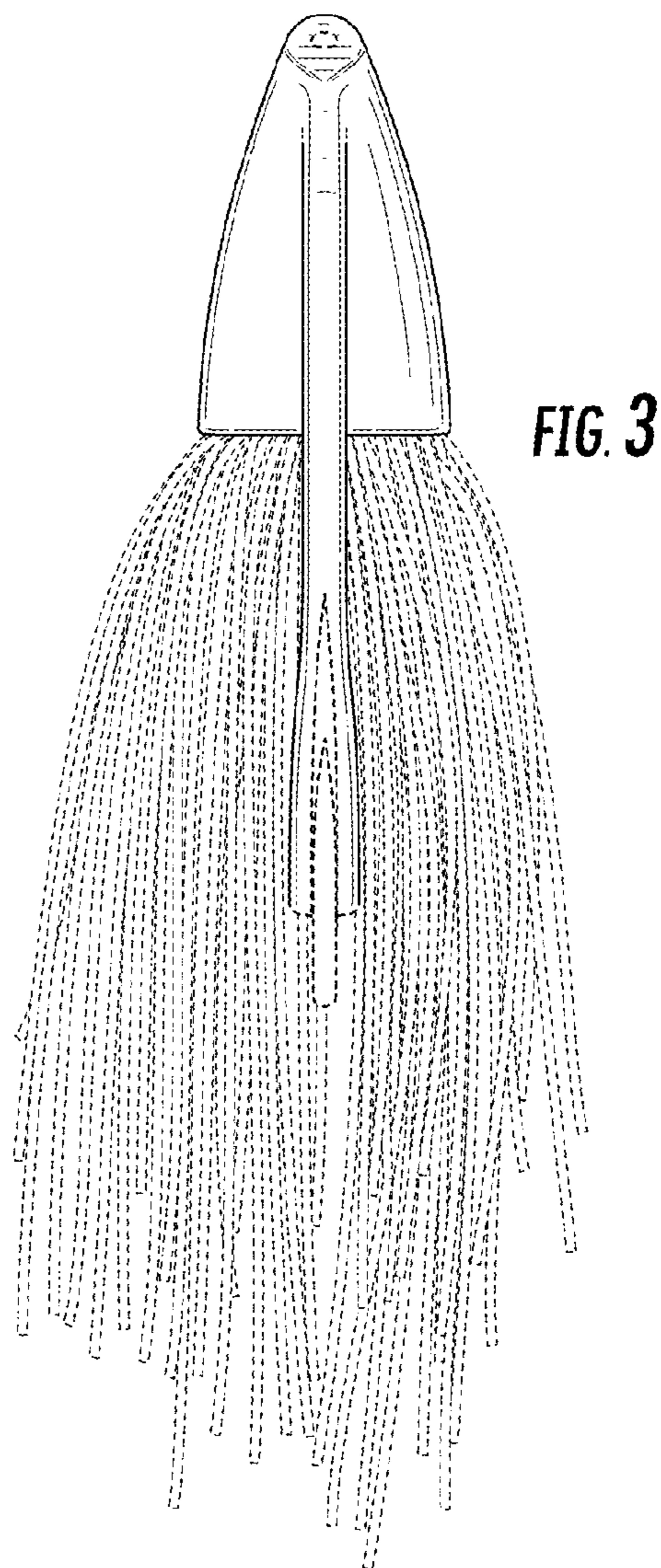
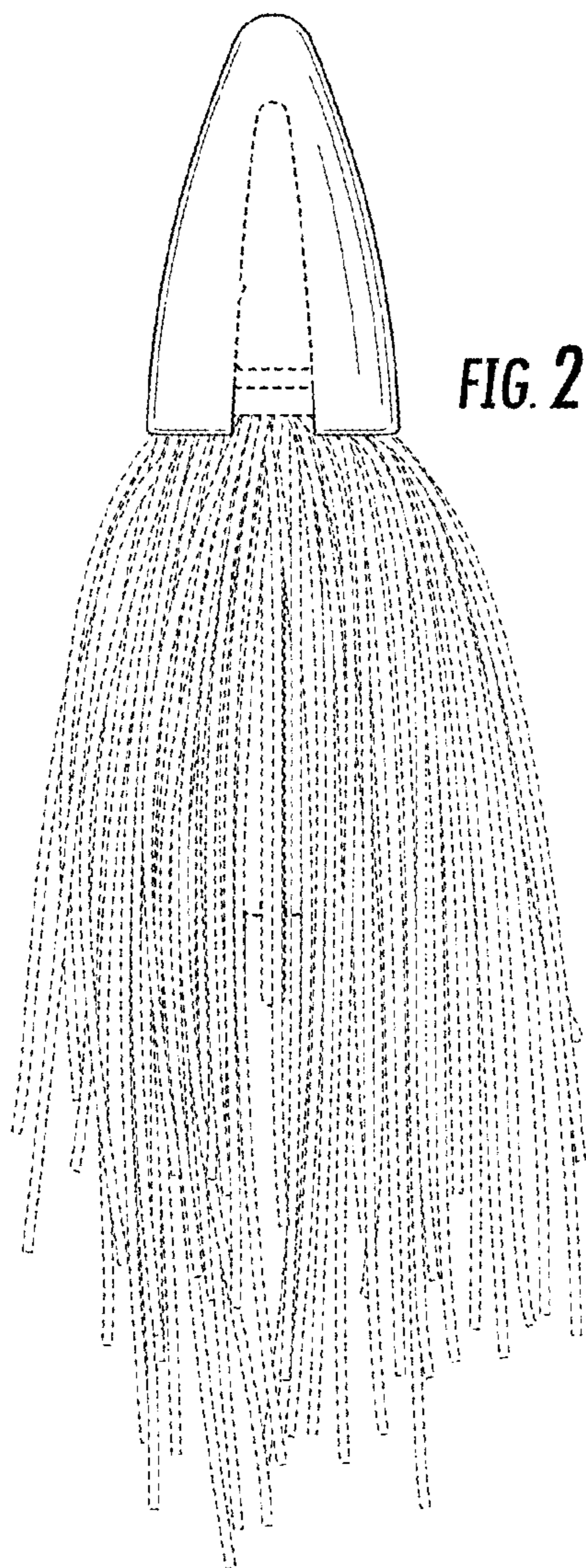
DESCRIPTION

FIG. 1 is a perspective view of the cover for the jig head of a fishing lure head according to the present invention.
FIG. 2 is a front view of the cover for the jig head of a fishing lure of FIG. 1.
FIG. 3 is a rear view of the cover for the jig head of a fishing lure of FIG. 1.
FIG. 4 is a side view of the cover for the jig head of a fishing lure of FIG. 1.
FIG. 5 is another side view of the cover for the jig head of a fishing lure of FIG. 1.
FIG. 6 is a top view of the cover for the jig head of a fishing lure of FIG. 1; and,
FIG. 7 is a bottom view of the cover for the jig head of a fishing lure of FIG. 1.
The surface shading and broken lines shown in FIGS. 1-7 represent portions of the cover for the jig head of a fishing lure that form no part of the claimed design.

1 Claim, 4 Drawing Sheets







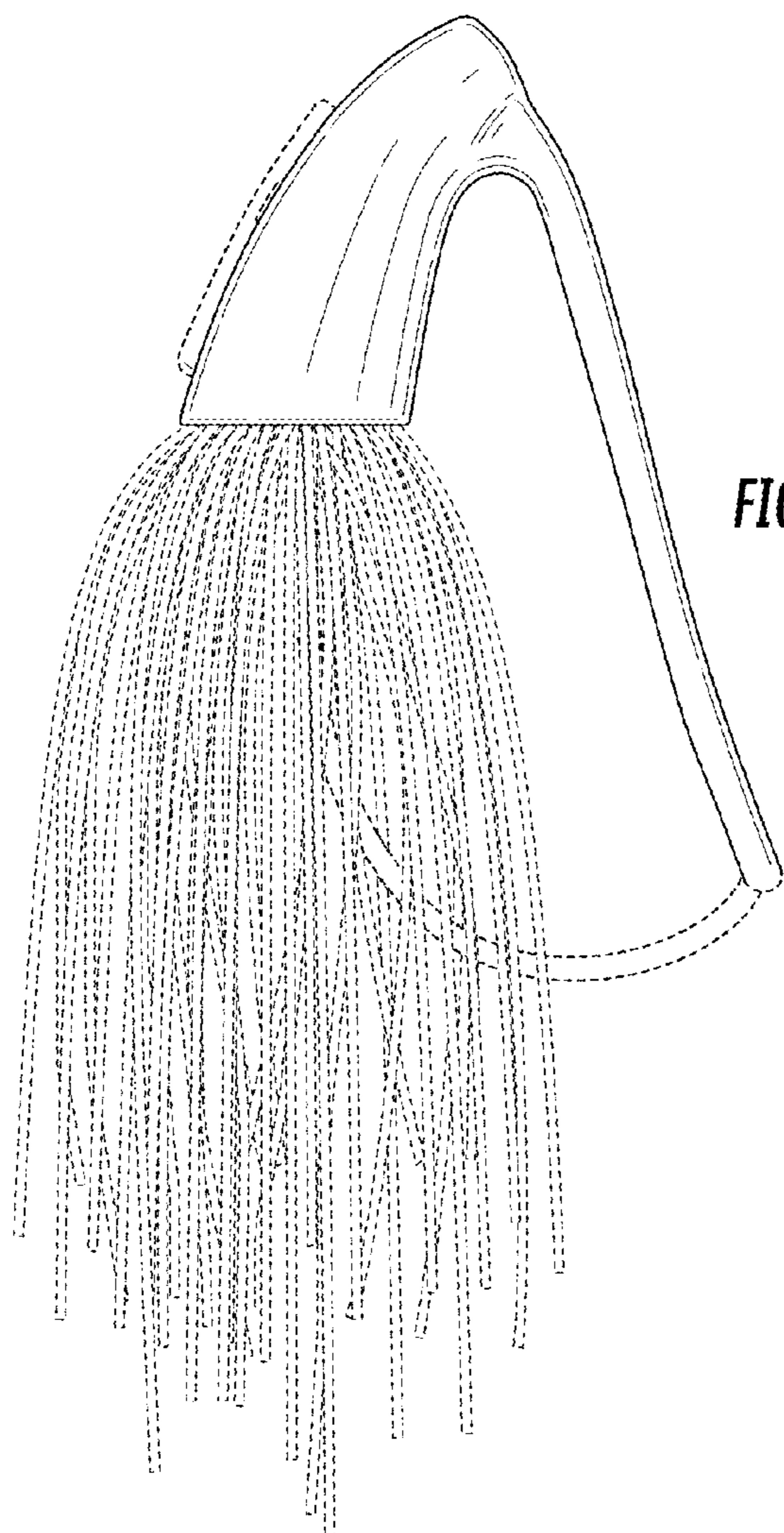


FIG. 4

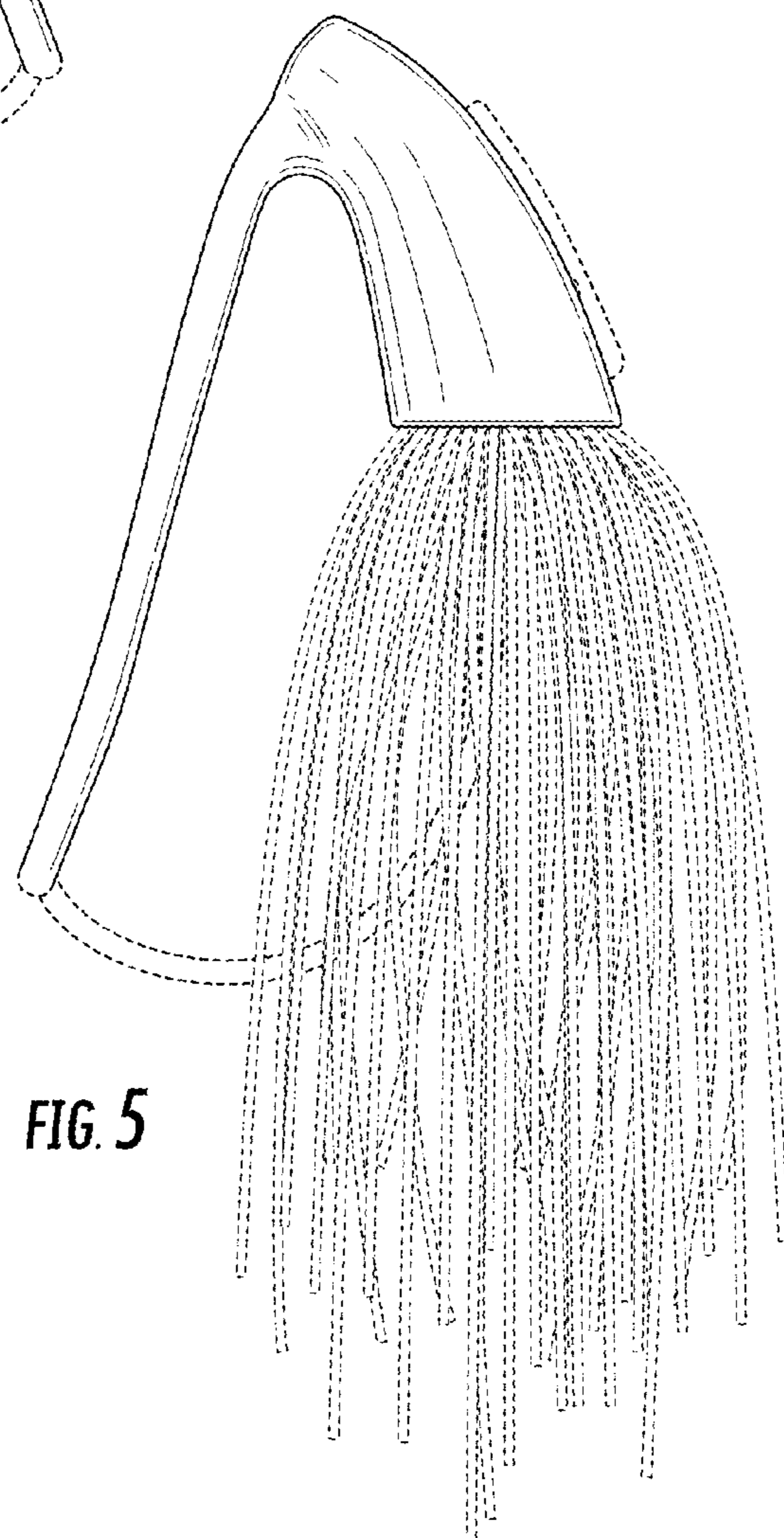


FIG. 5

