



US00D749672S

(12) **United States Design Patent**
Chung et al.

(10) **Patent No.:** **US D749,672 S**
(45) **Date of Patent:** **** Feb. 16, 2016**

- (54) **MULTIFUNCTION PRINTER**
- (71) Applicant: **Samsung Electronics Co., Ltd.**,
Suwon-si (KR)
- (72) Inventors: **Won-Suk Chung**, Seoul (KR);
Jonathan Grossman, North Hills, CA
(US); **Kristiaan A Brauer**, Cincinnati,
OH (US); **Mark J. Grote**, Cincinnati,
OH (US); **Patricia Howes**, Beverly, MA
(US); **Soo-Shin Choi**, Cincinnati, OH
(US)
- (73) Assignee: **SAMSUNG ELECTRONICS CO.,
LTD.** (KR)
- (**) Term: **14 Years**
- (21) Appl. No.: **29/481,992**
- (22) Filed: **Feb. 12, 2014**
- (51) **LOC (10) Cl.** **18-02**
- (52) **U.S. Cl.**
USPC **D18/53**
- (58) **Field of Classification Search**
USPC D18/53, 50, 54, 56, 59, 36, 38, 39, 40,
D18/41, 45, 34.4, 34.5, 34.6; D14/301, 307;
399/16, 75, 81, 131, 151, 361, 365,
399/367, 381-385, 388; D7/605
CPC ... G06K 15/12; G06K 15/14; H04N 1/00204;
H04N 1/00249; H04N 1/00278; B41J 3/00;
B41J 3/28; B41J 3/445; B41J 3/46
See application file for complete search history.

- D256,126 S * 7/1980 Hemperly, Jr. D15/146
- D258,896 S * 4/1981 Cox D18/53
- D260,999 S * 9/1981 Schwartz D18/39
- D437,736 S * 2/2001 Moffett, III D7/605
- D714,862 S * 10/2014 Kim D18/50
- D735,267 S * 7/2015 Chung D18/50
- 2013/0256981 A1* 10/2013 Takahata B65H 5/26
271/225

FOREIGN PATENT DOCUMENTS

CN 300754943 * 3/2008

OTHER PUBLICATIONS

Kotula's. <URL: <http://www.kotulas.com/deals/80quart-rolling-retro-cocacola-cooler>>. Visited Aug. 19, 2015. Covered cooler with top openings and legs.*

* cited by examiner

Primary Examiner — Bridget L Eland

Assistant Examiner — Lauren McVey

(74) *Attorney, Agent, or Firm* — Cantor Colburn LLP

(57) **CLAIM**

We claim, the ornamental design for a multifunction printer, as shown and described.

DESCRIPTION

FIG. 1 is a front perspective view of a multifunction printer, showing our new design;
FIG. 2 is a front view thereof;
FIG. 3 is a rear view thereof;
FIG. 4 is a side view thereof;
FIG. 5 is another side view thereof;
FIG. 6 is a top view thereof; and,
FIG. 7 is a bottom view thereof.

The broken lines immediately adjacent to the shaded areas, encompassing unshaded regions, represent unclaimed boundaries of the claimed design while all other broken lines are directed to environment and are for illustrative purposes only; the broken lines form no part of the claimed design.

1 Claim, 6 Drawing Sheets

(56) **References Cited**
U.S. PATENT DOCUMENTS

- D106,469 S * 10/1937 Nigra D18/53
- D120,582 S * 5/1940 Tammen D18/59
- 3,215,055 A * 11/1965 Campbell G03B 27/12
226/110
- D209,875 S * 1/1968 Bennett et al. D18/53
- D210,985 S * 5/1968 Bennett et al. D18/53
- D243,575 S * 3/1977 Knox D14/472

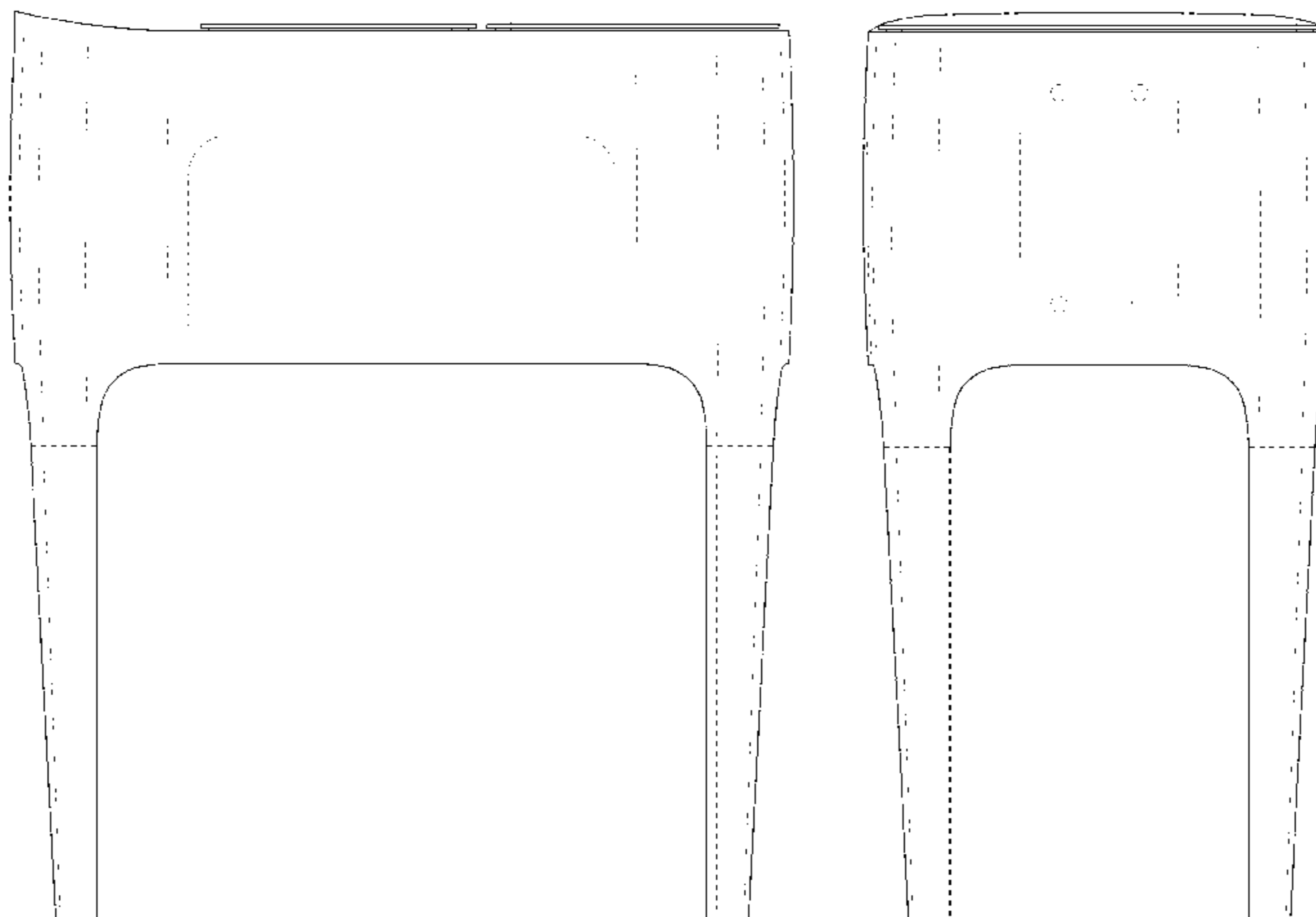


FIG.1

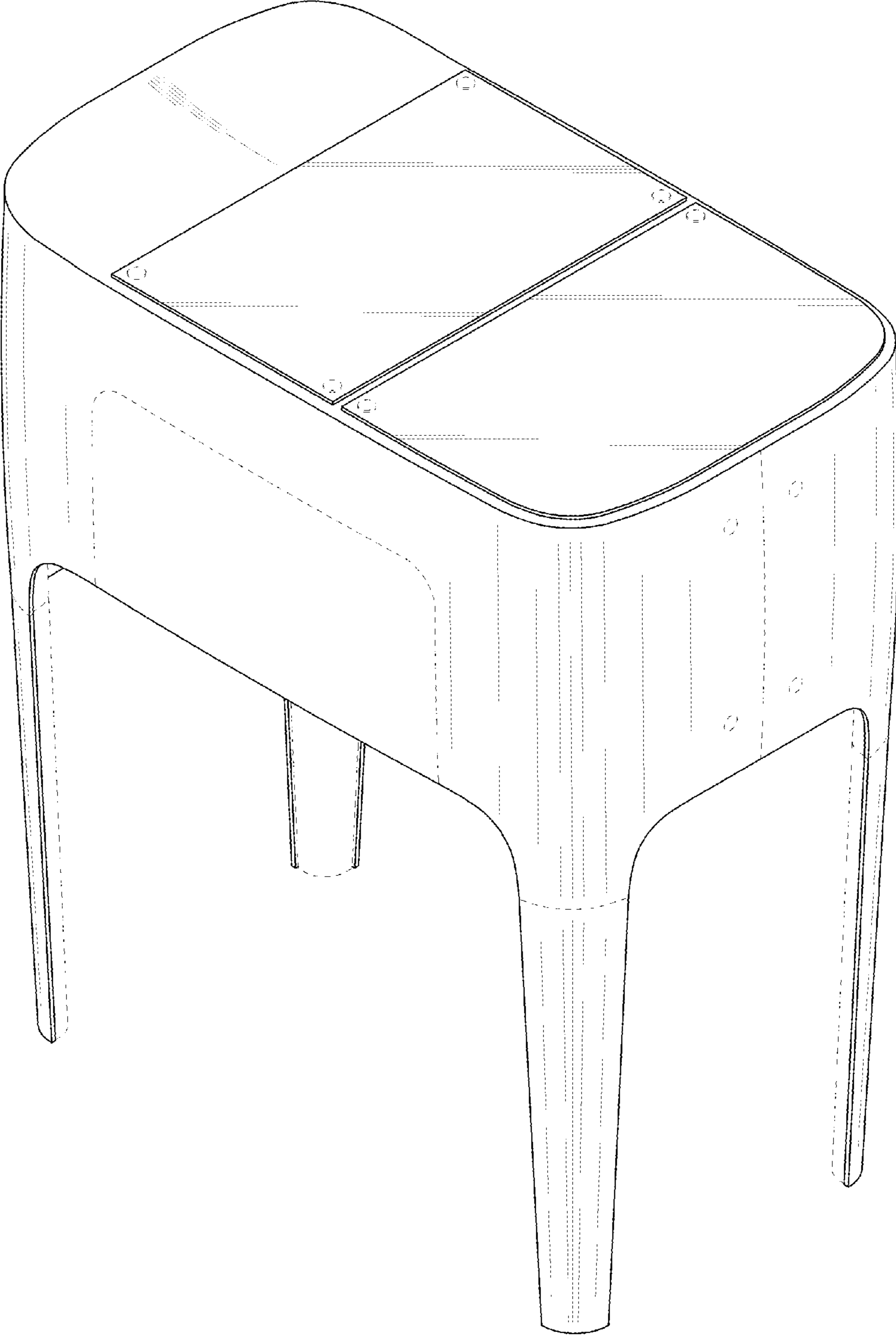


FIG.2

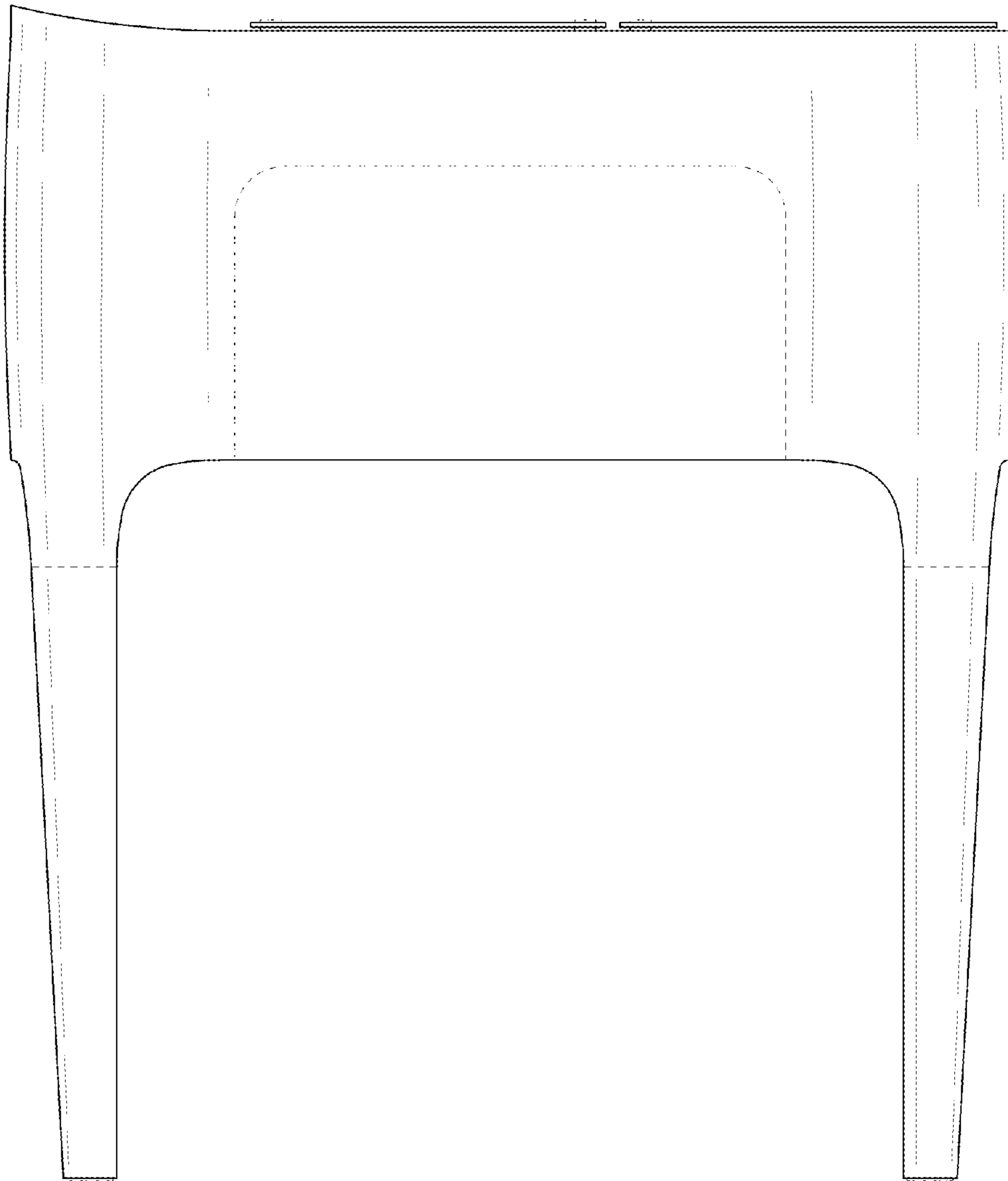


FIG.3

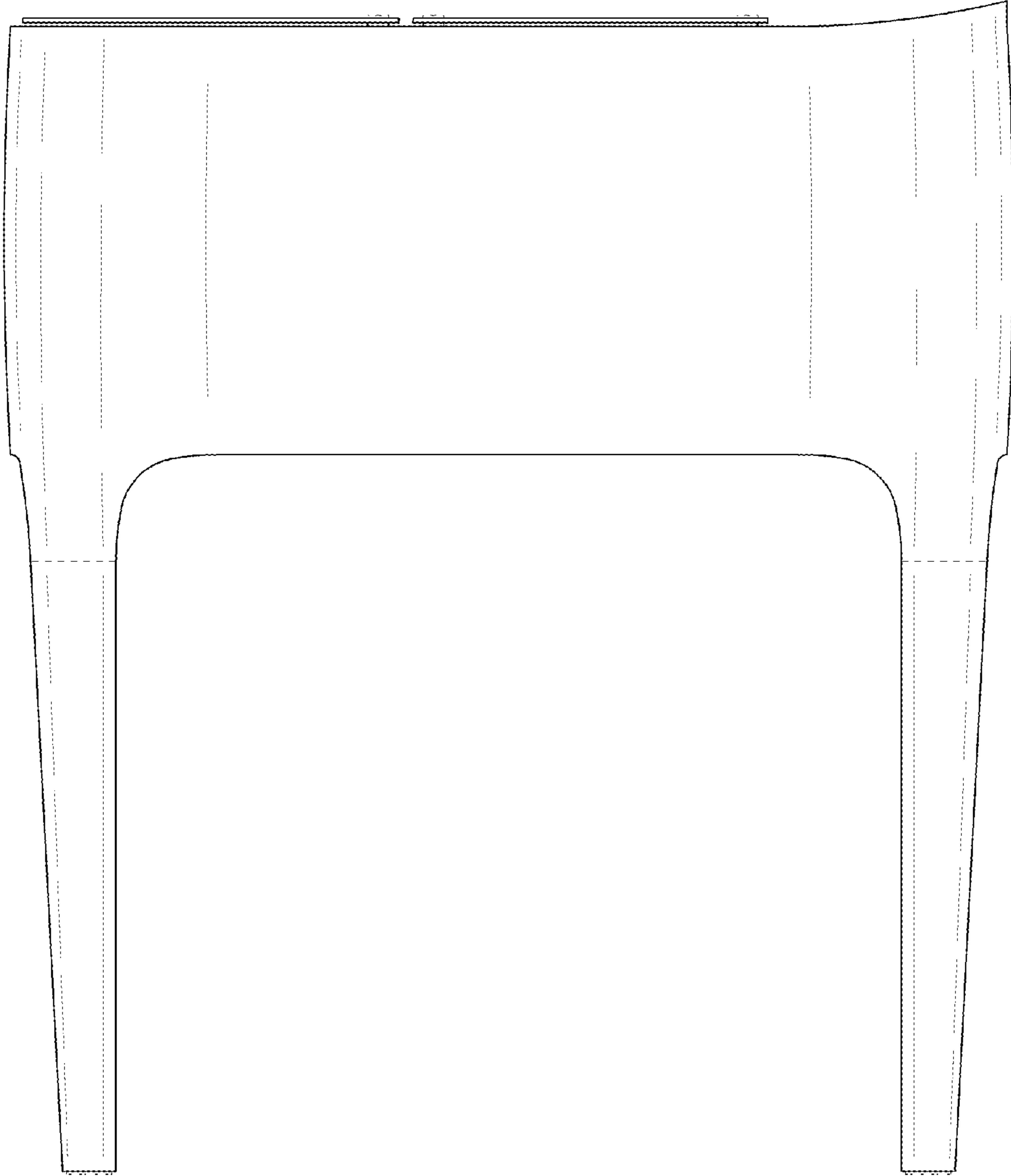


FIG.4

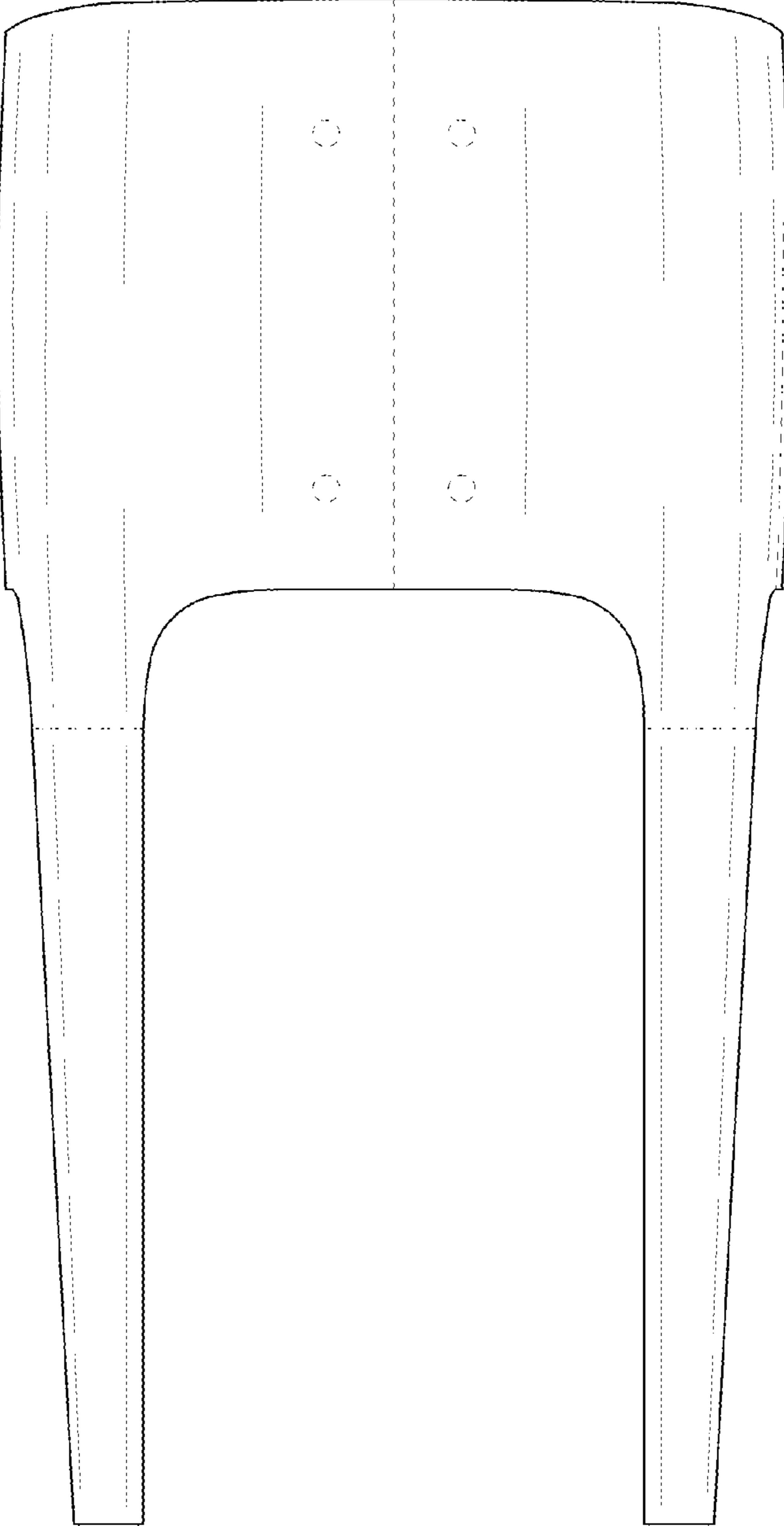


FIG.5

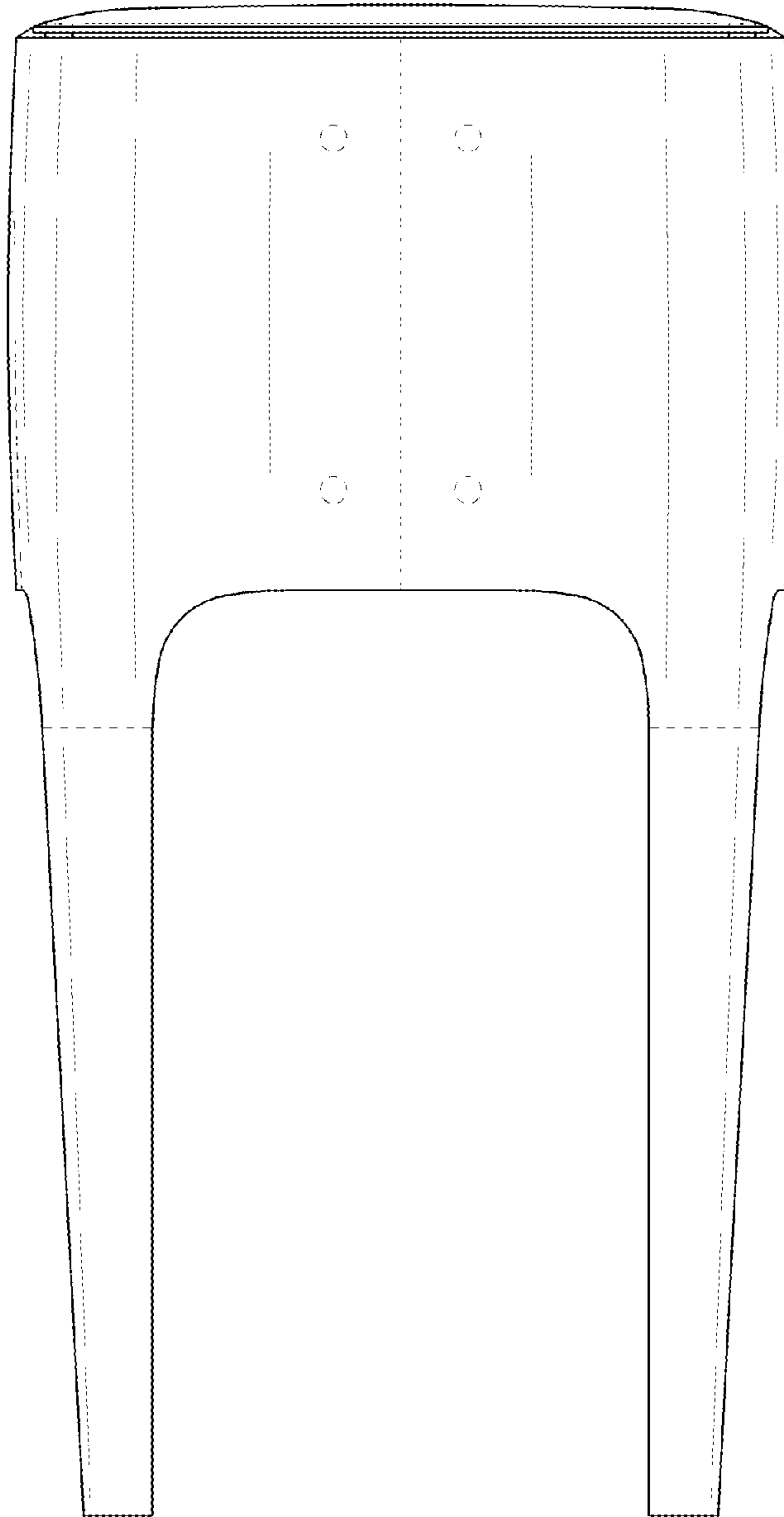


FIG.6




FIG.7

