



US00D749671S

(12) **United States Design Patent**
Chung et al.

(10) **Patent No.:** **US D749,671 S**
(45) **Date of Patent:** **** Feb. 16, 2016**

- (54) **MULTIFUNCTION PRINTER**
- (71) Applicant: **Samsung Electronics Co., Ltd.**,
Suwon-si, Gyeonggi-do (KR)
- (72) Inventors: **Won-Suk Chung**, Seoul (KR); **Matthew James Baer**, Cincinnati, OH (US);
Nadezda Lindsay Bryson, Nashville,
TN (US); **Nicolas Roger**, Brooklyn, NY
(US); **Rance Kyndall Pritchard**, Fort
Collins, CO (US); **Soo-Shin Choi**,
Cincinnati, OH (US)
- (73) Assignee: **SAMSUNG ELECTRONICS CO., LTD.** (KR)
- (**) Term: **14 Years**
- (21) Appl. No.: **29/481,919**
- (22) Filed: **Feb. 12, 2014**
- (51) **LOC (10) Cl.** **18-02**
- (52) **U.S. Cl.**
USPC **D18/53**
- (58) **Field of Classification Search**
USPC D18/53, 56, 59, 36, 38, 39, 40, 41, 45,
D18/50, 54, 34.5, 34.6; D14/301, 307, 129,
D14/130; 399/16, 75, 81, 131, 151, 361,
399/365, 367, 381–385, 388; D99/28;
D20/10, 1; D34/5–9
CPC ... G06K 15/12; G06K 15/14; H04N 1/00204;
H04N 1/00249; H04N 1/00278; B41J 3/00;
B41J 3/28; B41J 3/445; B41J 3/46
See application file for complete search history.

- D287,594 S * 1/1987 Perissinotto D14/387
- 4,893,137 A * 1/1990 Ebinuma B41J 2/1652
346/134
- D306,719 S * 3/1990 Austin D18/4.6
- D328,469 S * 8/1992 Stilley D18/14
- D339,167 S * 9/1993 Pearlson D18/53
- D341,013 S * 11/1993 Milliken D99/28
- D401,973 S * 12/1998 Isshiki D20/10

(Continued)

FOREIGN PATENT DOCUMENTS

- CN 3175847 * 2/2001
- CN 303019746 * 12/2014

(Continued)

OTHER PUBLICATIONS

AliExpress. <URL: <http://www.aliexpress.com/w/wholesale-free-standing-podium.html>>. Visited Aug. 20, 2015. Hourglass podium.*

Primary Examiner — Bridget L Eland
Assistant Examiner — Lauren McVey
(74) *Attorney, Agent, or Firm* — Cantor Colburn LLP

(57) **CLAIM**

We claim, the ornamental design for a multifunction printer, as shown and described.

DESCRIPTION

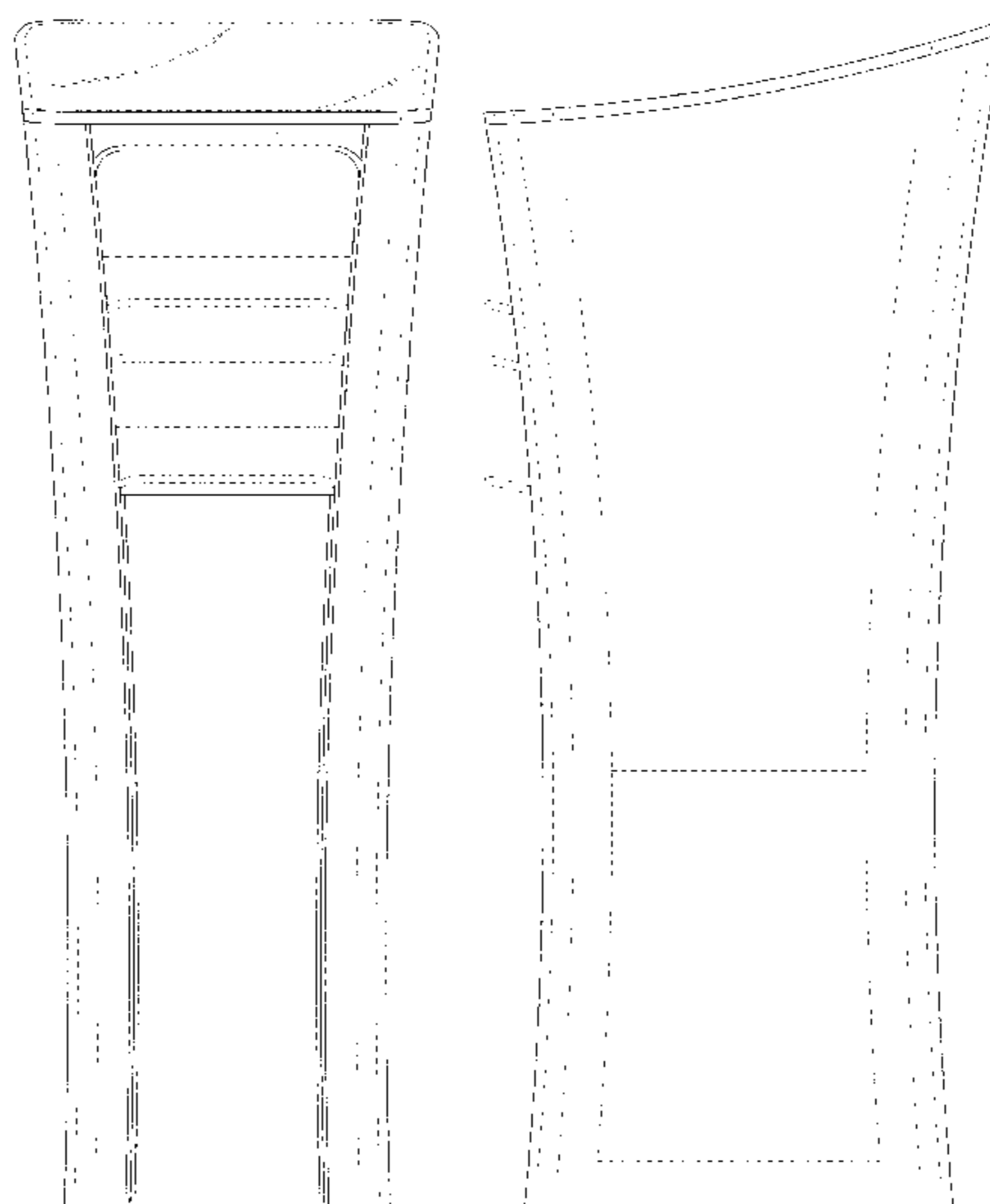
FIG. 1 is a front perspective view of a multifunction printer, showing our new design;
FIG. 2 is a front view thereof;
FIG. 3 is a rear view thereof;
FIG. 4 is a side view thereof;
FIG. 5 is another side view thereof;
FIG. 6 is a top view thereof; and,
FIG. 7 is a bottom view thereof.
The broken lines illustrating portions of the multifunction printer are for environmental purposes only and form no part of the claimed design.

1 Claim, 6 Drawing Sheets

(56) **References Cited**

U.S. PATENT DOCUMENTS

- D179,235 S * 11/1956 Anderson D6/700
- D254,998 S * 5/1980 Espeseth D6/700
- D256,089 S * 7/1980 Adamson D34/8
- D268,150 S * 3/1983 Hauser D6/675.4



(56)

References Cited

2015/0064298 A1* 3/2015 Syao B29C 67/0062
425/169

U.S. PATENT DOCUMENTS

D405,108 S * 2/1999 Karafuji D18/53
D412,525 S * 8/1999 Tachibana D18/53
D545,374 S * 6/2007 Gollob D20/6
D550,760 S * 9/2007 Beno D18/34.5
D561,971 S * 2/2008 Lin D34/9
D611,530 S * 3/2010 Bundschuh D18/53
D647,954 S * 11/2011 Sued D18/34.5
D652,872 S * 1/2012 Mougín D20/1
D660,346 S * 5/2012 Kim D18/34.5
D679,748 S * 4/2013 Sued D18/34.5
D686,852 S * 7/2013 Lalo D6/675.4
2008/0000112 A1* 1/2008 Schenk B02C 23/10
37/443

FOREIGN PATENT DOCUMENTS

DE 40009184-0001 * 10/2001
EM 000129416-0001 * 5/2004
GB 2070012 * 3/1998
KR 300295252.0000 * 4/2002
KR 300350873.0000 * 5/2004
KR 300486744.0000 * 10/2009
RU 00057765 * 9/2005
RU 00072589 * 10/2009
SI 9450085-0002 * 4/1995

* cited by examiner

FIG. 1

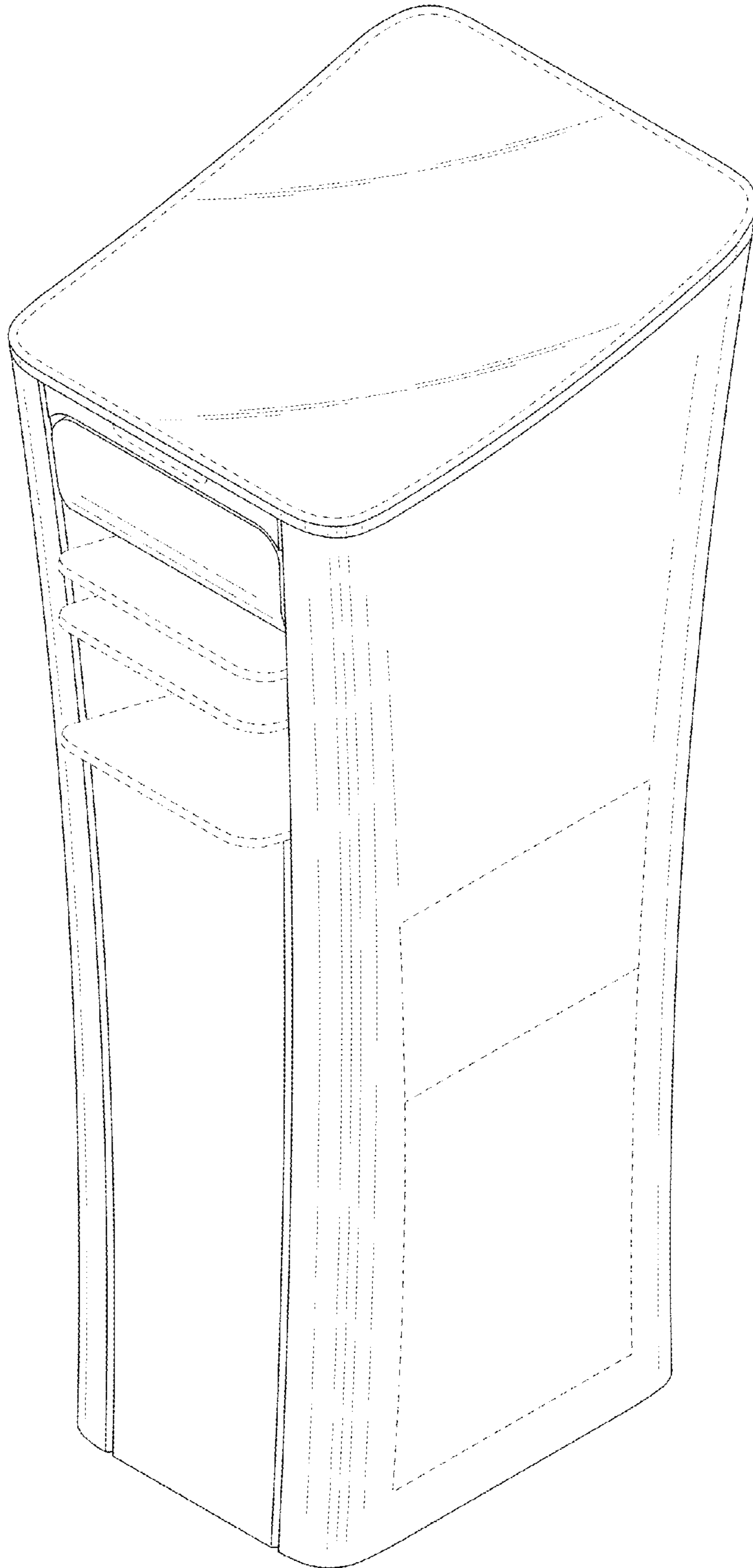


FIG.2

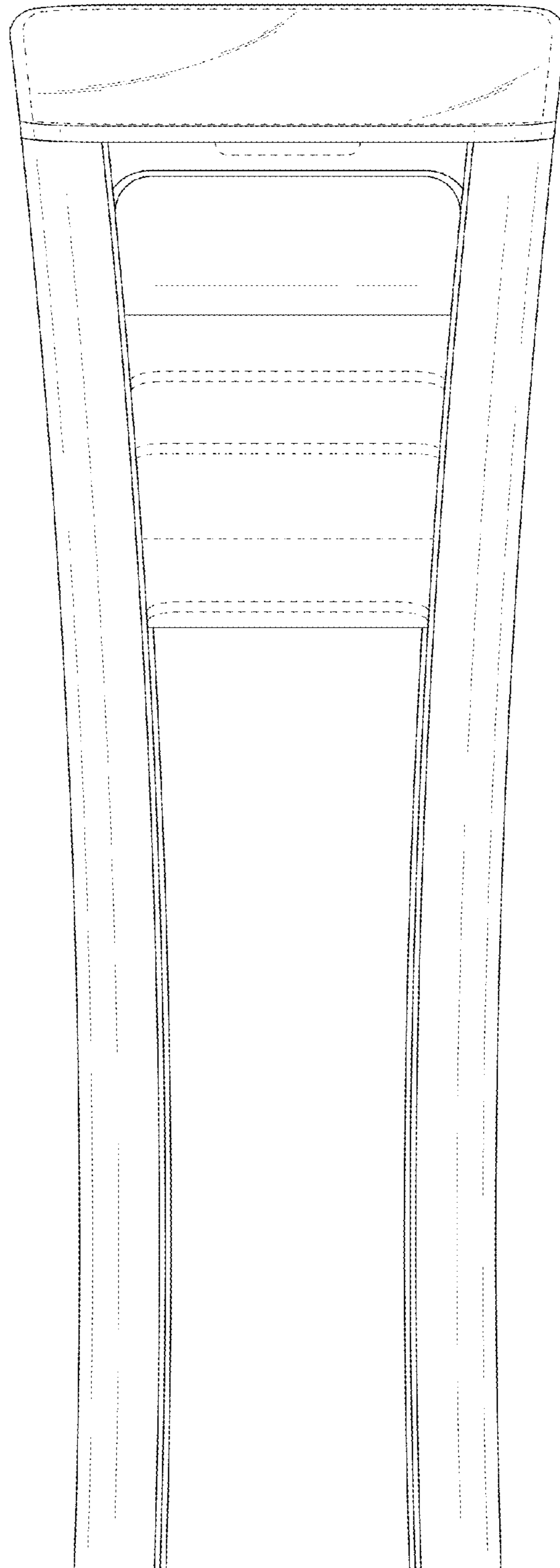


FIG.3

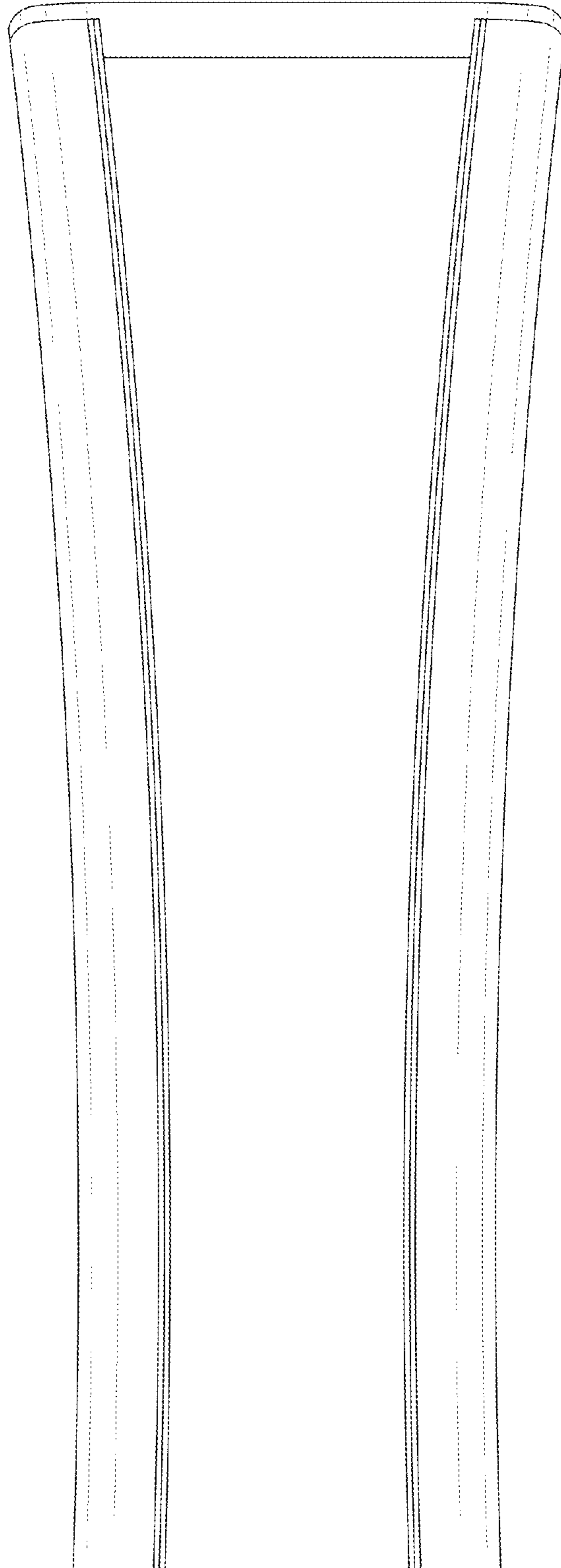


FIG.4




FIG.5

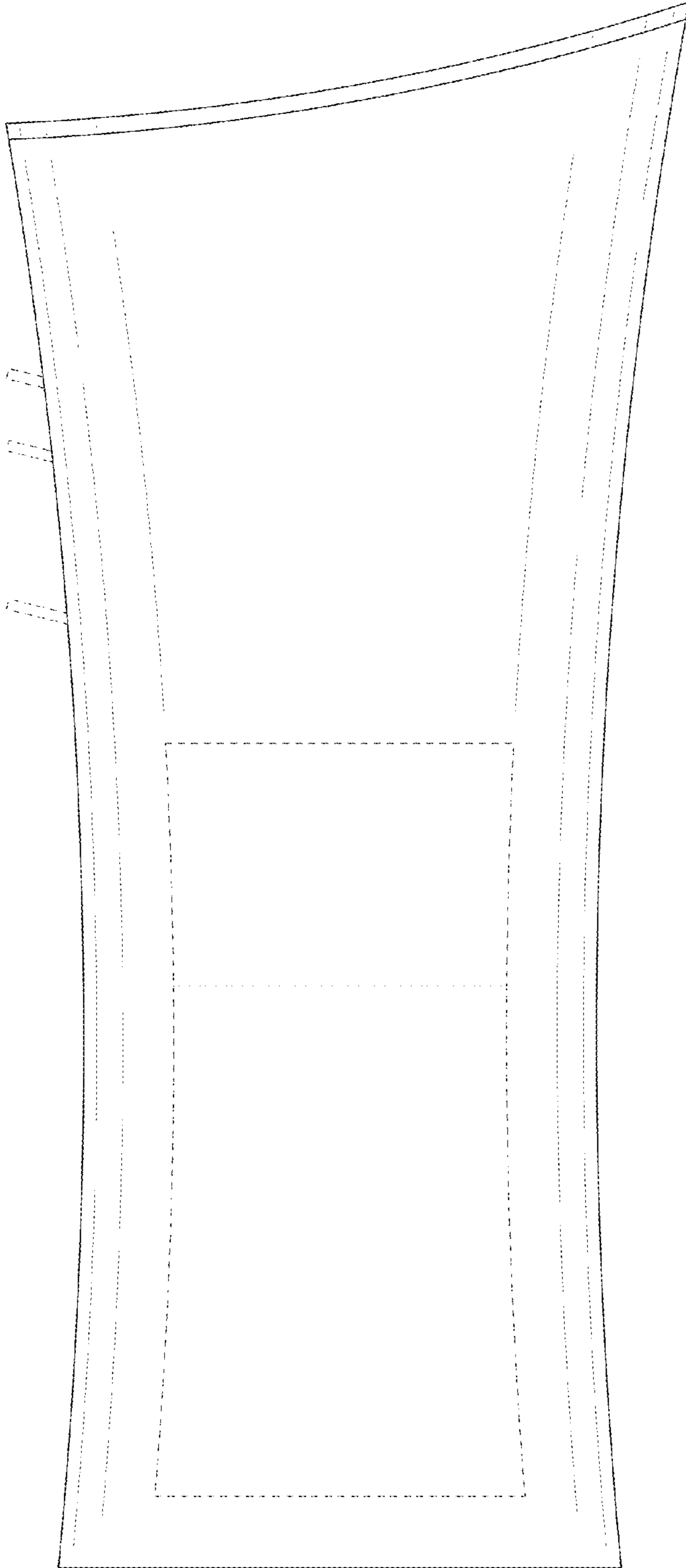


FIG.6




FIG.7

