



US00D749668S

(12) **United States Design Patent**  
**Moss**

(10) **Patent No.:** **US D749,668 S**

(45) **Date of Patent:** **\*\* Feb. 16, 2016**

(54) **SUNGLASSES LENS COVER**

(71) Applicant: **J Moss**, Roswell, GA (US)

(72) Inventor: **J Moss**, Roswell, GA (US)

(\*\*) Term: **14 Years**

(21) Appl. No.: **29/499,956**

(22) Filed: **Aug. 20, 2014**

**Related U.S. Application Data**

(63) Continuation-in-part of application No. 29/433,234, filed on Sep. 27, 2012, now Pat. No. Des. 712,958.

(51) **LOC (10) Cl.** ..... **16-06**

(52) **U.S. Cl.**  
USPC ..... **D16/330**; D16/101

(58) **Field of Classification Search**  
USPC ..... D16/101, 300-342, 900; D29/109-110;  
351/41, 44, 51-52, 62, 158, 92,  
351/103-123, 140-153, 63, 59, 45-48;  
2/426-432, 447-449, 441, 434-437,  
2/440, 442, 13, 15; D21/483, 659-661;  
D14/372

CPC ..... G02C 2200/08; G02C 1/06; G02C 5/14;  
G02C 11/02; G02C 11/04; G01C 5/16;  
A61M 2021/0044; A63B 33/002

See application file for complete search history.

(56) **References Cited**

**U.S. PATENT DOCUMENTS**

5,502,516	A *	3/1996	Elterman	.....	351/47
5,764,333	A *	6/1998	Somsel	.....	351/47
6,113,233	A *	9/2000	Miller	.....	351/46
6,557,995	B1 *	5/2003	Edwards	.....	351/47
D556,228	S	11/2007	Lam		

D653,273	S *	1/2012	Tomford	.....	D16/101
8,702,230	B2 *	4/2014	Yi et al.	.....	351/45
D712,958	S	9/2014	Moss		
D728,650	S *	5/2015	Moss	.....	D16/101
D728,651	S *	5/2015	Moss	.....	D16/101
2001/0035936	A1	11/2001	Maisnik		
2008/0143951	A1 *	6/2008	Won	.....	351/57
2010/0177395	A1 *	7/2010	Nishimoto et al.	.....	359/601

**OTHER PUBLICATIONS**

Notice of Allowance including Notice of References Cited dated Jun. 17, 2014 for Design U.S. Appl. No. 29/433,234.

\* cited by examiner

*Primary Examiner* — Raphael Barkai

(74) *Attorney, Agent, or Firm* — Mathew L. Grell; Balsler & Grell IP Law

(57) **CLAIM**

The ornamental design for a sunglasses lens cover, as shown and described.

**DESCRIPTION**

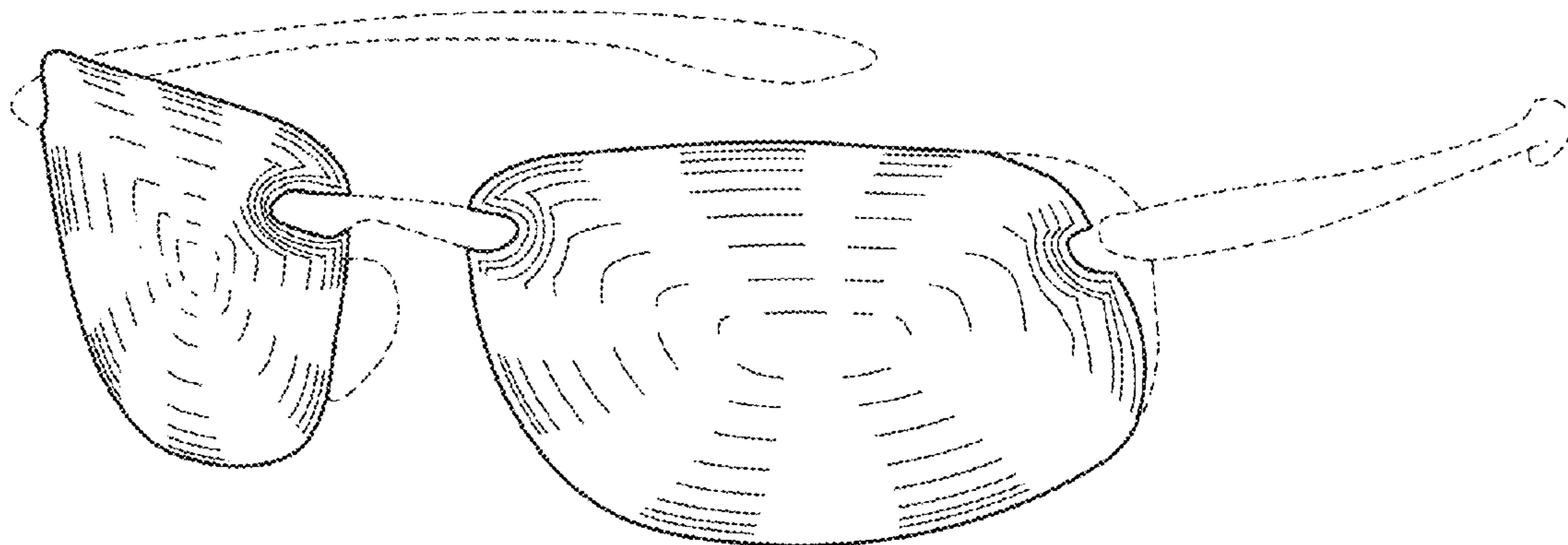
FIG. 1 is a perspective view of a sunglasses lens cover showing my new design being applied on pillow design shaped sunglasses;

FIG. 2 is a front view of the sunglasses lens cover of FIG. 1; FIG. 3 is a top view of the sunglasses lens cover of FIG. 1; FIG. 4 is a bottom view of the sunglasses lens cover of FIG. 1; FIG. 5 is a left side view of the sunglasses lens cover of FIG. 1; and,

FIG. 6 is a right side view of the sunglasses lens cover of FIG. 1.

The broken lines shown in FIGS. 1-6 represent the portions of the design which form no part of the claim.

**1 Claim, 3 Drawing Sheets**



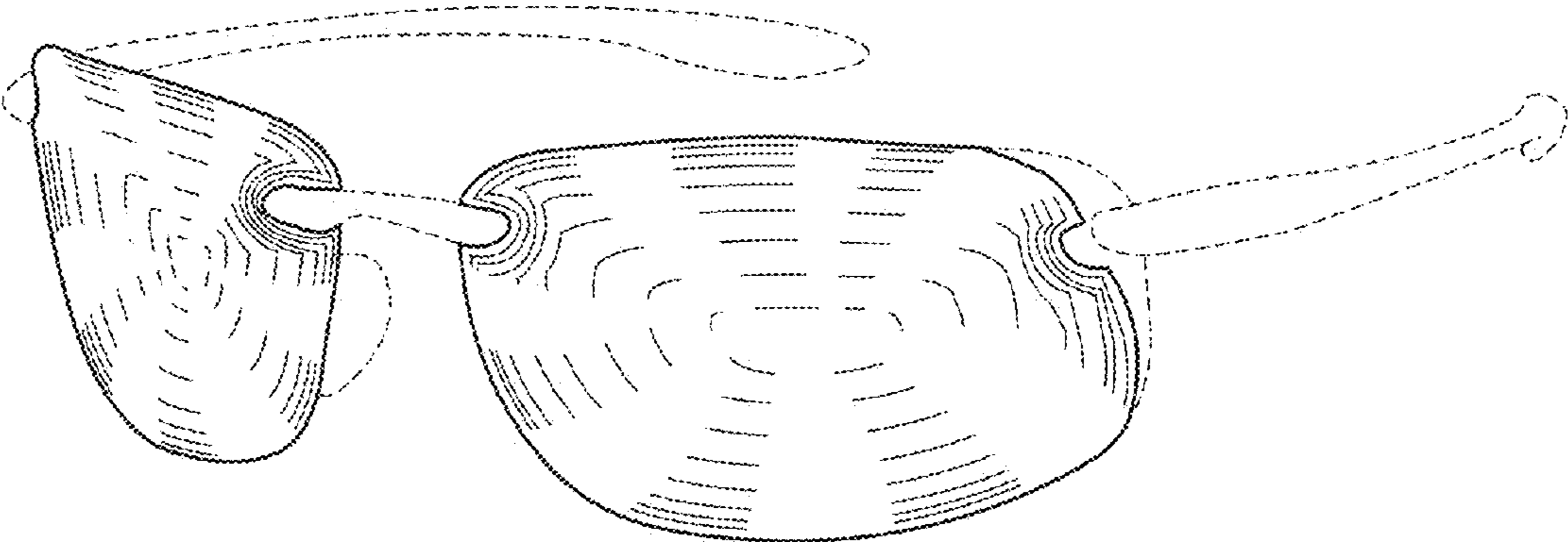


FIG. 1

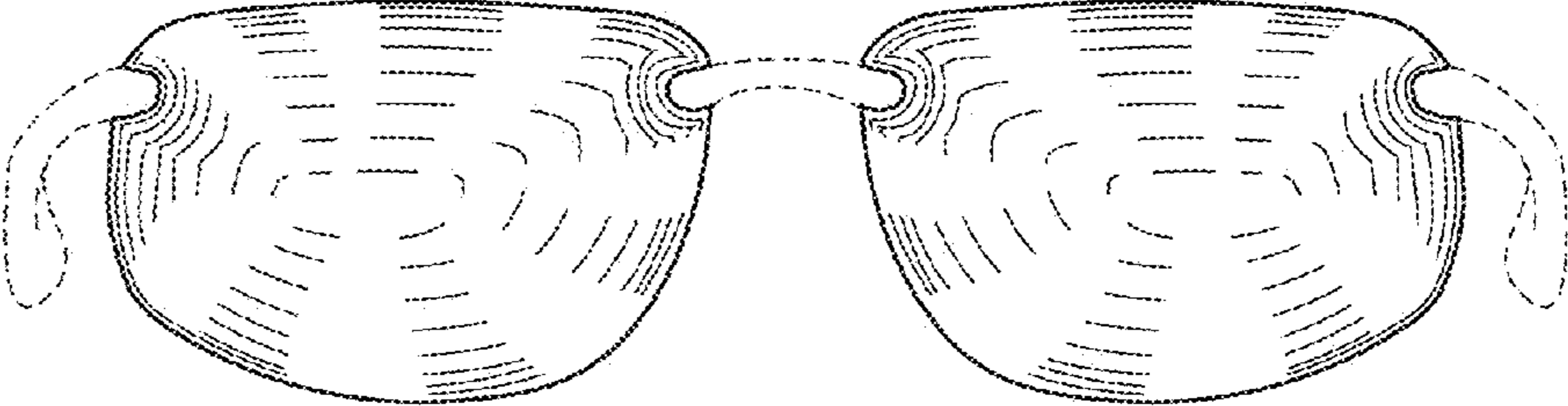


FIG. 2

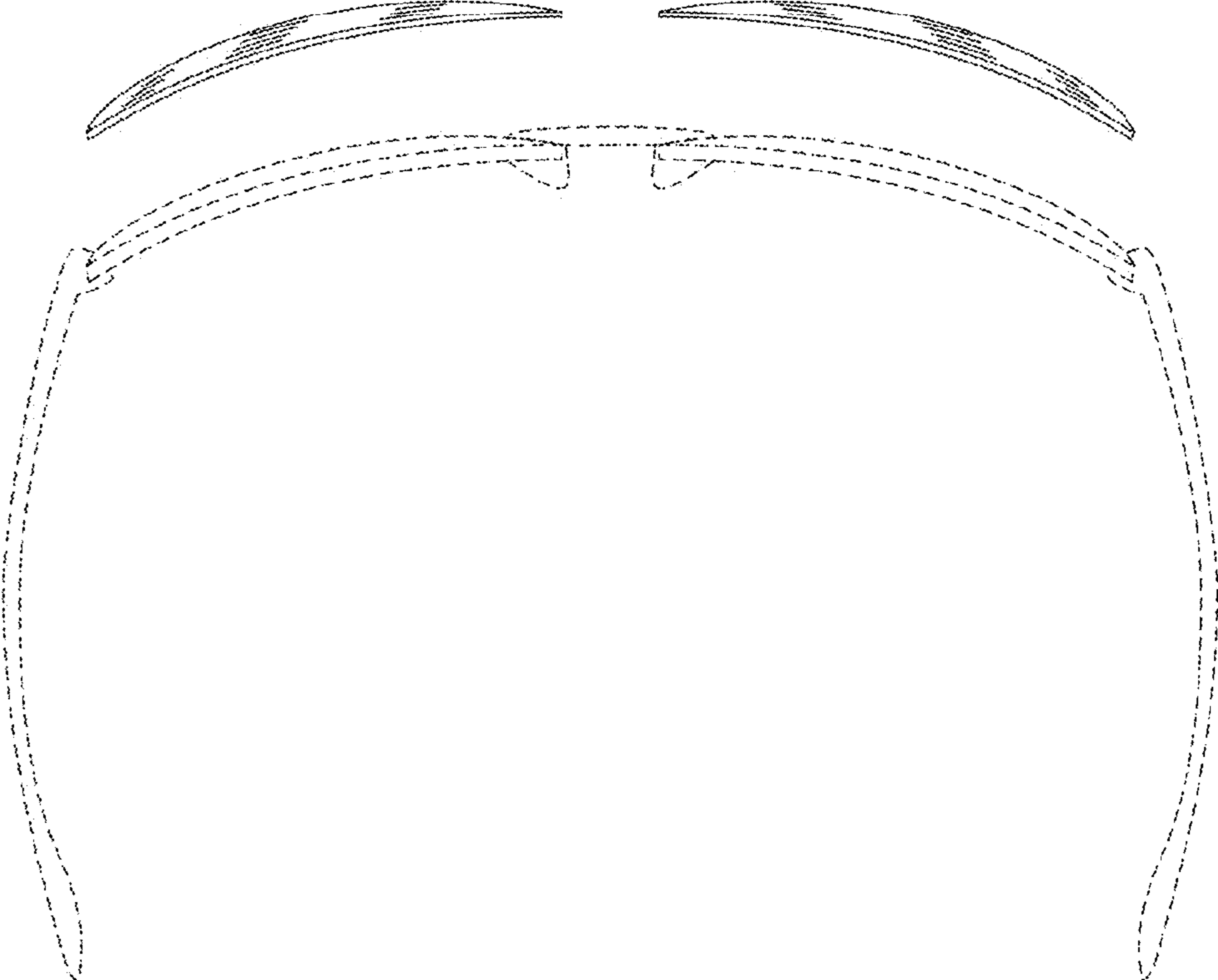


FIG. 3




FIG. 4



FIG. 5



FIG. 6