



US00D749590S

(12) **United States Design Patent**
Dinh et al.

(10) **Patent No.:** **US D749,590 S**

(45) **Date of Patent:** **** *Feb. 16, 2016**

(54) **HOUSING PLATE**

(71) Applicant: **Apple Inc.**, Cupertino, CA (US)

(72) Inventors: **Richard Hung Minh Dinh**, San Jose, CA (US); **Richard P. Howarth**, San Francisco, CA (US); **Scott A. Myers**, San Francisco, CA (US); **David A. Pakula**, San Francisco, CA (US); **Tang Yew Tan**, San Francisco, CA (US)

(73) Assignee: **Apple Inc.**, Cupertino, CA (US)

(*) Notice: This patent is subject to a terminal disclaimer.

(**) Term: **14 Years**

(21) Appl. No.: **29/503,544**

(22) Filed: **Sep. 26, 2014**

Related U.S. Application Data

(60) Continuation of application No. 29/429,885, filed on Aug. 17, 2012, now Pat. No. Des. 714,294, which is a continuation of application No. 29/363,173, filed on Jun. 5, 2010, now Pat. No. Des. 666,202, application No. 29/503,544, which is a continuation of application No. 13/561,567, filed on Jul. 3, 2012, which is a division of application No. 12/794,467, filed on Jun. 4, 2010, now Pat. No. 8,264,837.

(51) **LOC (10) Cl.** **14-02**

(52) **U.S. Cl.**
USPC **D14/439**

(58) **Field of Classification Search**
USPC D14/341-347, 424, 425, 432-453, 464, D14/468, 469, 471, 496, 511, 138 AA, D14/138 AD, 138 C, 138 G, 203.1-203.8, D14/217, 238.1, 248, 250, 257, 299

CPC ... G06F 1/1626; G06F 1/1656; G06F 1/1637; G06F 1/1635; G06F 1/1633; H04M 1/0262; H04M 1/0266; H04M 1/0204; H04M 1/0277; H04M 1/0249; H04M 1/0252; H04M 1/026
See application file for complete search history.

(56) **References Cited**

U.S. PATENT DOCUMENTS

6,900,388 B2 5/2005 Wang et al.
D513,617 S 1/2006 Tierney

(Continued)

FOREIGN PATENT DOCUMENTS

TW D136926 9/2010
TW D137773 11/2010

Primary Examiner — Deanna L Pratt

(74) *Attorney, Agent, or Firm* — Sterne, Kessler, Goldstein & Fox P.L.L.C.

(57) **CLAIM**

The ornamental design for a housing plate, as shown and described.

DESCRIPTION

FIG. 1 is a bottom rear perspective view of a housing plate showing our new design;

FIG. 2 is a top rear perspective view thereof;

FIG. 3 is a bottom front perspective view thereof;

FIG. 4 is a top front perspective view thereof;

FIG. 5 is a rear view thereof;

FIG. 6 is a front view thereof;

FIG. 7 is a bottom view thereof;

FIG. 8 is top view thereof;

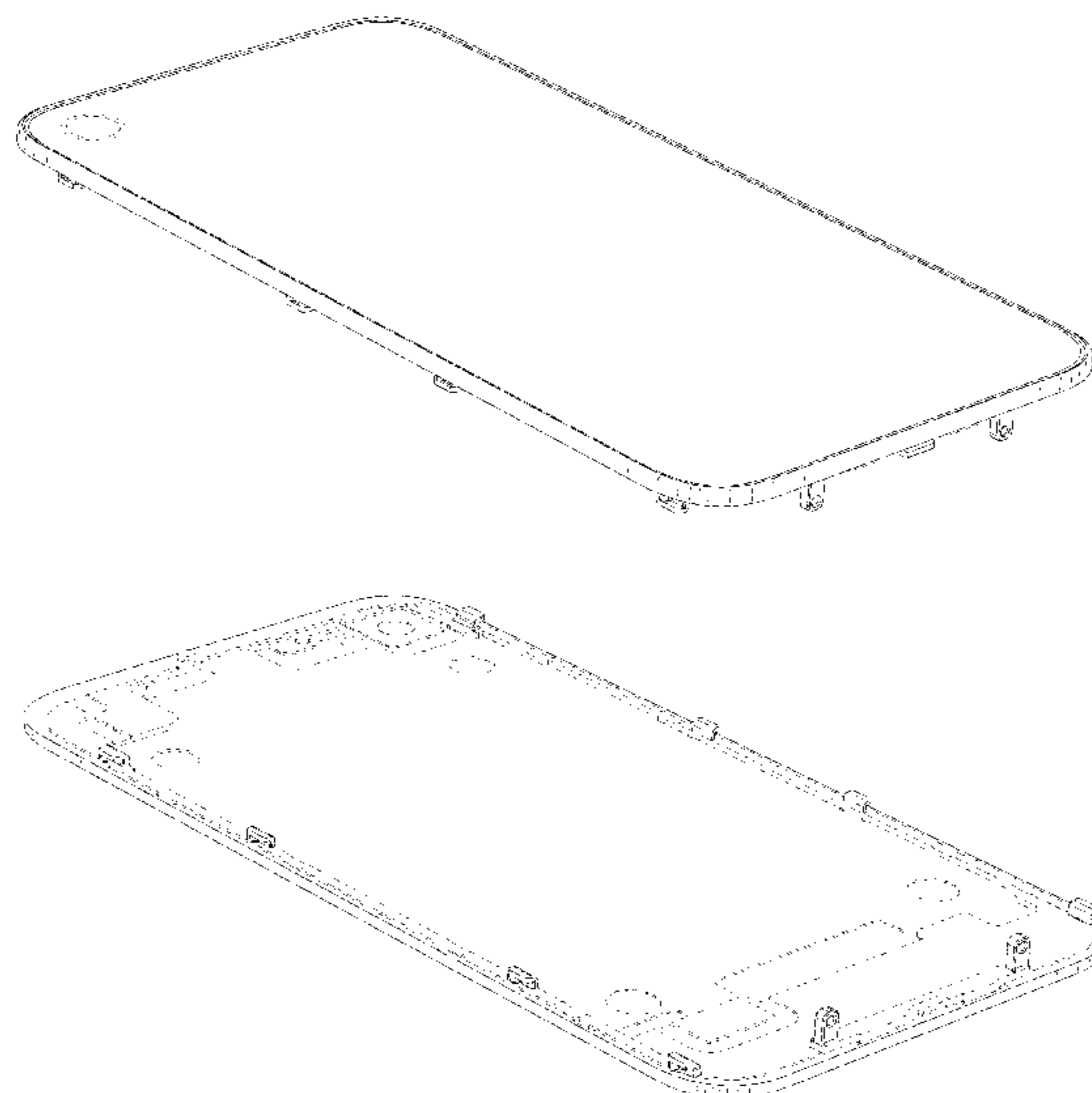
FIG. 9 is a left side view thereof; and,

FIG. 10 is a right side view thereof.

The shade lines in the Figures show contour and not surface ornamentation.

The broken lines in the figures show portions of the housing plate that form no part of the claimed design.

1 Claim, 8 Drawing Sheets



(56)

References Cited

U.S. PATENT DOCUMENTS

D557,239 S	12/2007	Lee	D633,493 S	3/2011	Akana et al.
7,303,424 B2	12/2007	Tu et al.	D634,742 S	3/2011	Andre et al.
D558,756 S	1/2008	Andre et al.	D636,390 S	4/2011	Andre et al.
D558,758 S	1/2008	Andre et al.	D636,392 S	4/2011	Akana et al.
D561,153 S	2/2008	Hong et al.	D638,835 S	5/2011	Akana et al.
D569,830 S	5/2008	Kwak	D639,805 S	6/2011	Song et al.
D570,346 S	6/2008	Suk et al.	D640,646 S	6/2011	Wu et al.
D574,819 S	8/2008	Andre et al.	8,014,135 B2	9/2011	Yu
D575,259 S	8/2008	Kim et al.	D647,519 S	10/2011	Rothbaum et al.
D580,387 S	11/2008	Andre et al.	D649,539 S	11/2011	Hong
D592,211 S	5/2009	Ichise et al.	D652,015 S	1/2012	Han
D592,212 S	5/2009	Hamada et al.	8,102,319 B2	1/2012	Schlub et al.
D594,863 S	6/2009	Ichise et al.	D653,640 S	2/2012	Kwon et al.
D599,342 S	9/2009	Andre et al.	D666,202 S	8/2012	Dinh et al.
D602,014 S	10/2009	Andre et al.	8,264,837 B2 *	9/2012	Pakula et al. 361/679.58
D602,015 S	10/2009	Andre et al.	D677,666 S	3/2013	Akana et al.
D602,017 S	10/2009	Andre et al.	8,684,613 B2 *	4/2014	Weber 396/448
D602,486 S	10/2009	Andre et al.	D714,294 S	9/2014	Dinh et al.
7,660,560 B2	2/2010	Zuo et al.	2006/0139856 A1	6/2006	Liu et al.
D617,792 S	6/2010	Andre et al.	2006/0281501 A1	12/2006	Zuo et al.
D619,361 S	7/2010	Andre et al.	2007/0082718 A1	4/2007	Yoon et al.
D622,270 S	8/2010	Andre et al.	2008/0316121 A1	12/2008	Hobson et al.
D622,718 S	8/2010	Andre et al.	2009/0067141 A1	3/2009	Dabov et al.
D622,719 S	8/2010	Andre et al.	2009/0245565 A1	10/2009	Mittleman et al.
D624,304 S	9/2010	Danze et al.	2009/0247244 A1	10/2009	Mittleman et al.
D624,536 S	9/2010	Andre et al.	2010/0105452 A1	4/2010	Shin et al.
D627,778 S	11/2010	Akana et al.	2011/0151945 A1	6/2011	Jiang et al.
D629,387 S	12/2010	Lee	2011/0188179 A1	8/2011	Myers et al.
D629,787 S	12/2010	Lee	2011/0255218 A1 *	10/2011	Pakula et al. 361/679.01
D629,788 S	12/2010	Lee	2012/0002352 A1	1/2012	Hsiung
D630,630 S	1/2011	Andre et al.	2012/0009974 A1	1/2012	Sunderland
7,869,206 B2	1/2011	Dabov et al.	2012/0073115 A1	3/2012	Filson et al.
			2012/0086648 A1	4/2012	Leung
			2012/0087066 A1	4/2012	Leggett

* cited by examiner

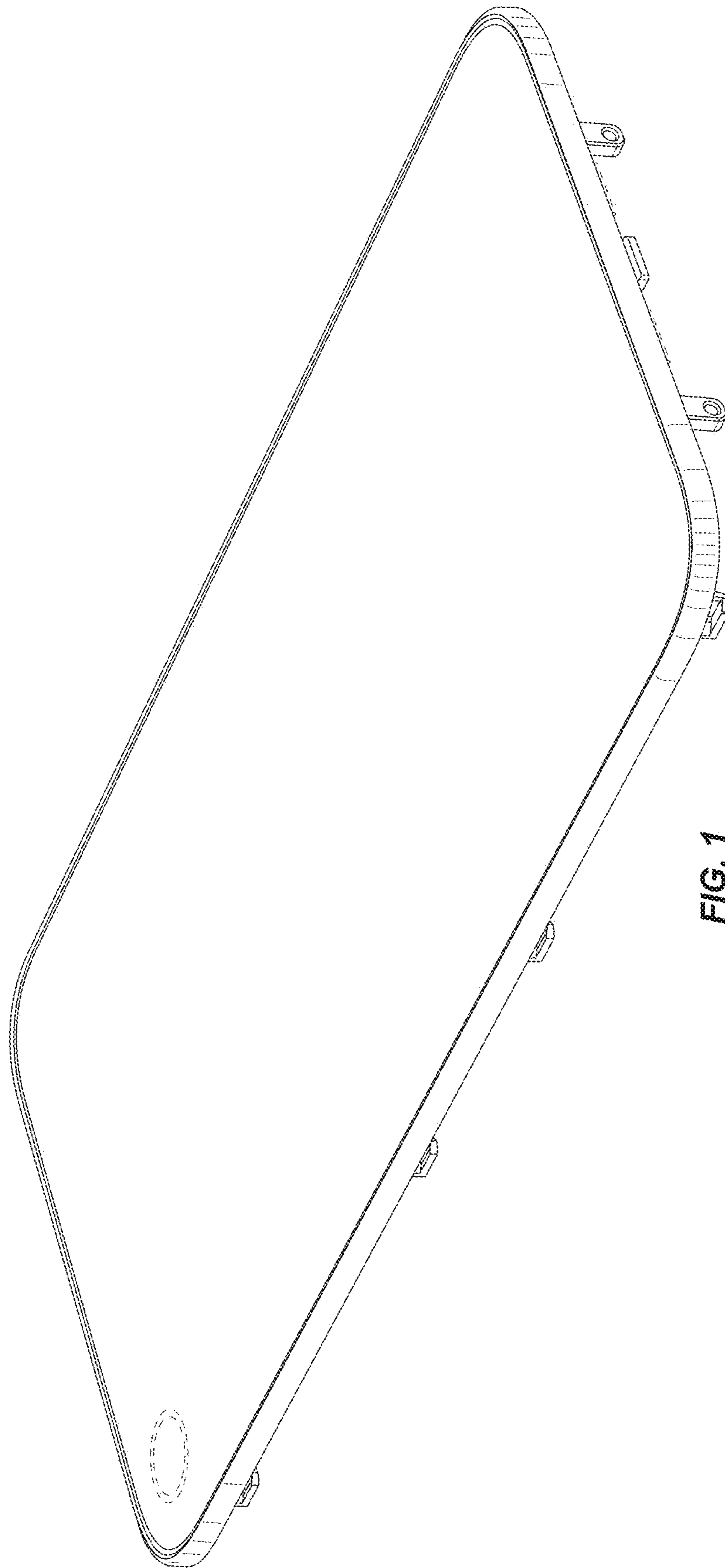


FIG. 1

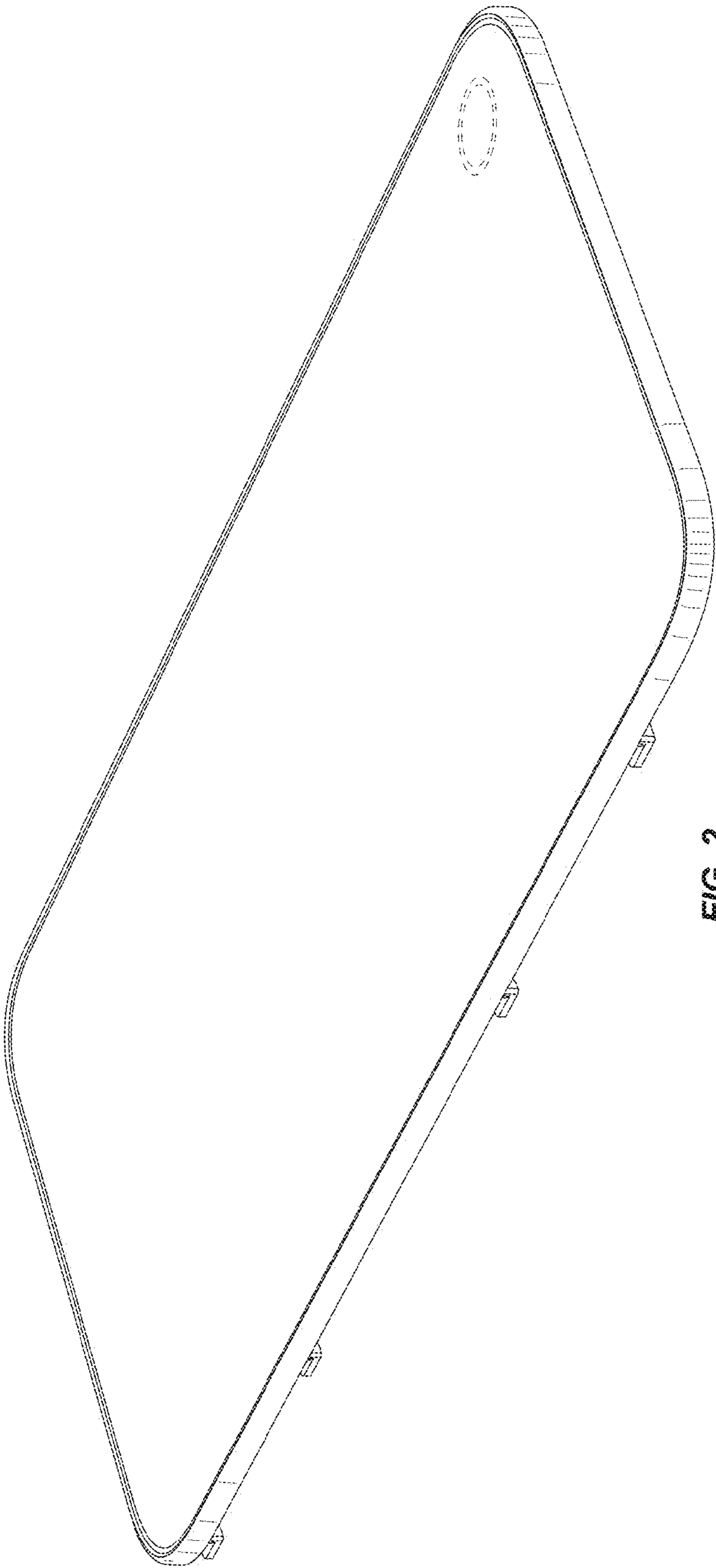


FIG. 2

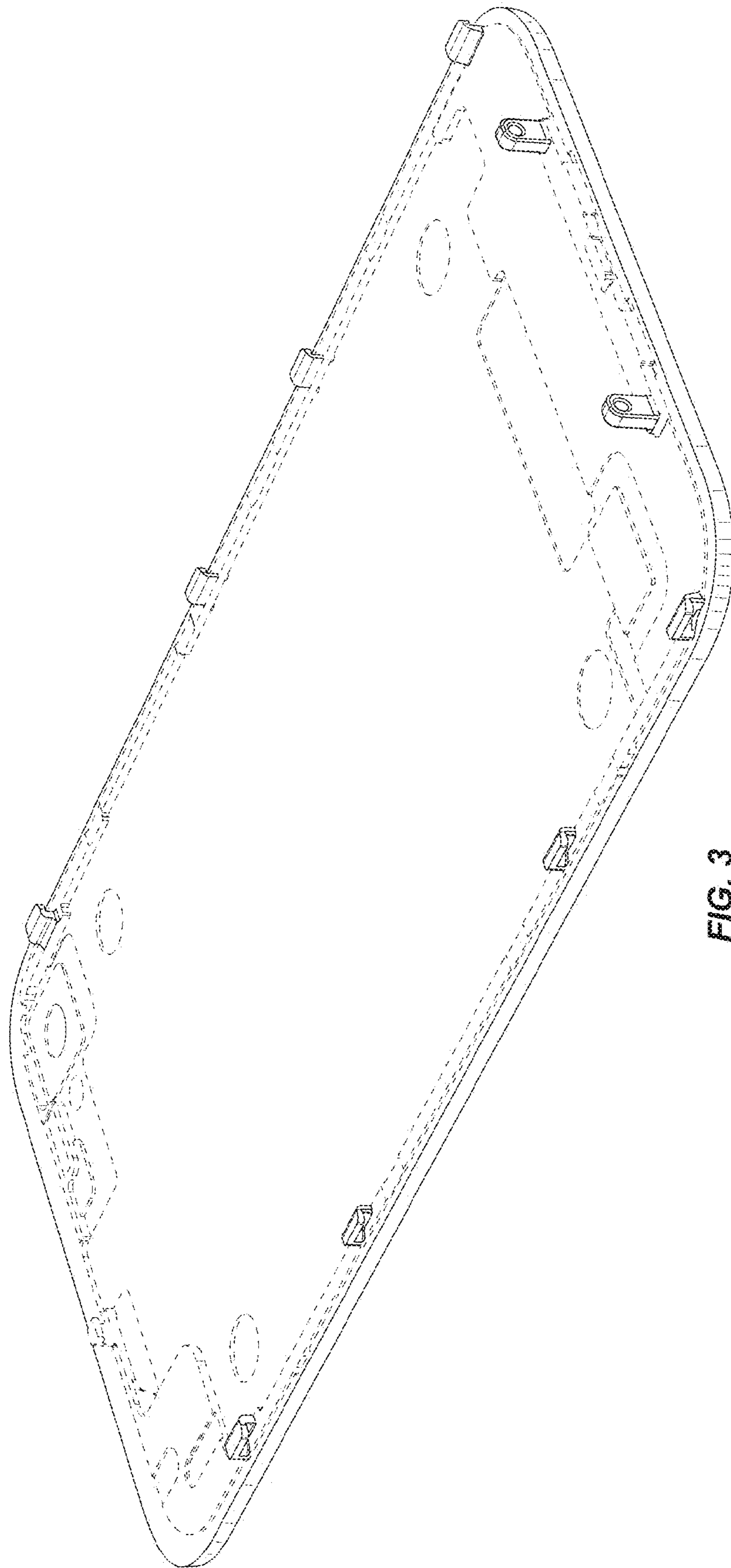


FIG. 3

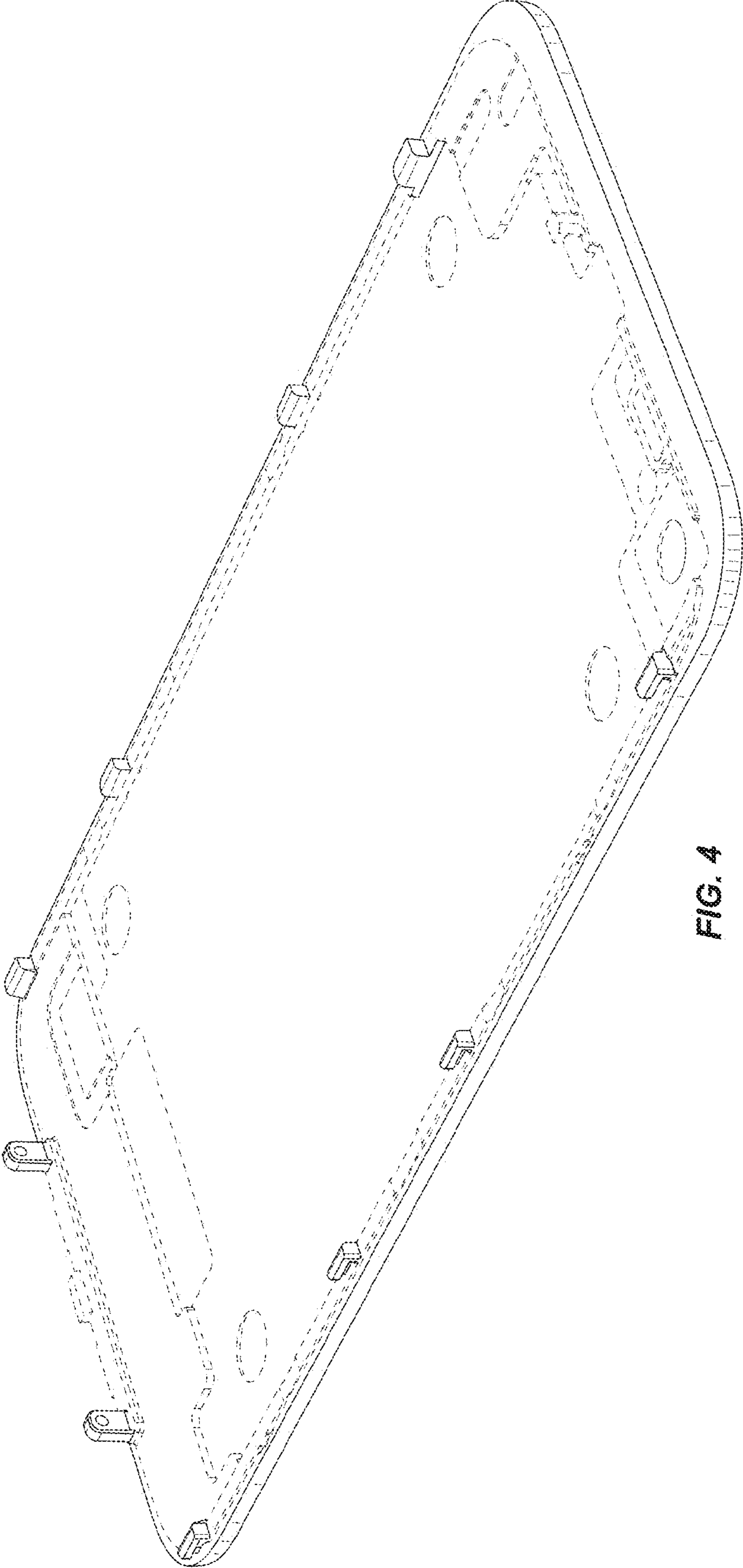


FIG. 4




FIG. 5




FIG. 6




FIG. 7

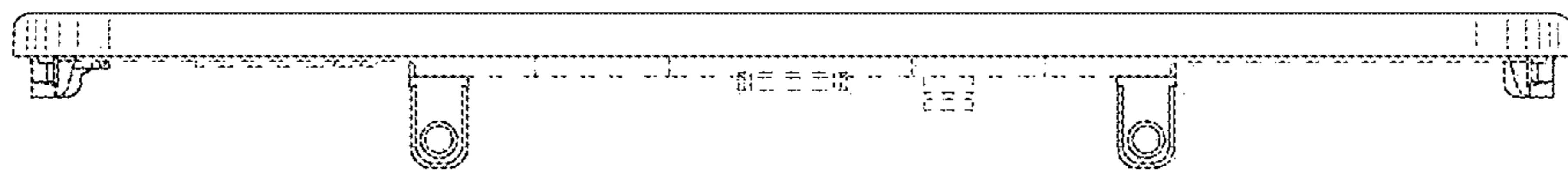


FIG. 8




FIG. 9




FIG. 10