



US00D749587S

(12) **United States Design Patent**
Lee et al.

(10) **Patent No.:** **US D749,587 S**
(45) **Date of Patent:** **** Feb. 16, 2016**

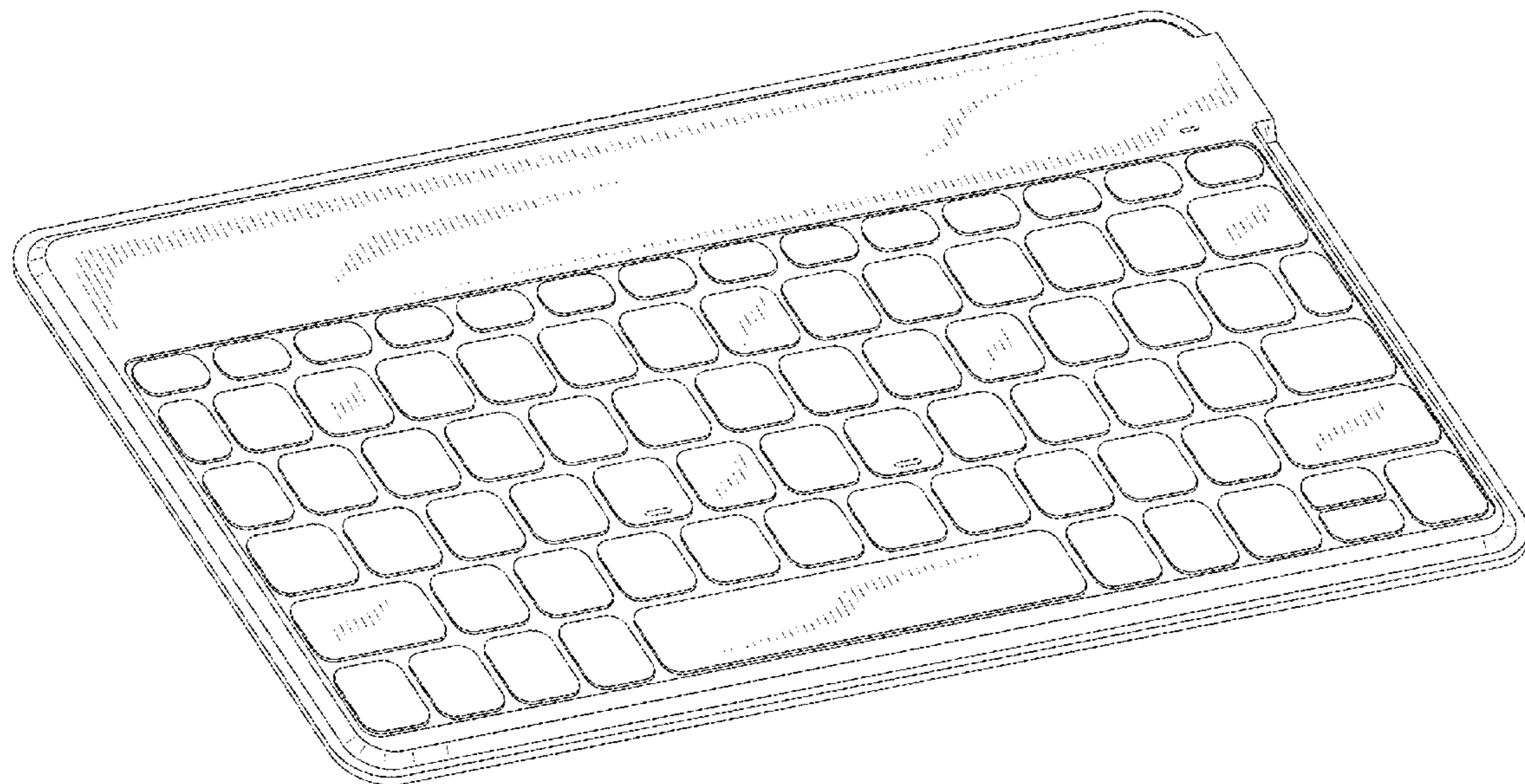
- (54) **WIRELESS INPUT DEVICE**
- (71) Applicant: **Logitech Europe S.A.**, Lausanne (CH)
- (72) Inventors: **Chia Feng Lee**, Taichung (TW);
Pai-Cheng Chu, Changhua County (TW); **Malachy Spollen**, Lausanne (CH); **Kim Gygax**, Lausanne (CH)
- (73) Assignee: **Logitech Europe S.A.**, Lausanne (CH)
- (**) Term: **14 Years**
- (21) Appl. No.: **29/507,400**
- (22) Filed: **Oct. 27, 2014**
- (51) **LOC (10) Cl.** **14-02**
- (52) **U.S. Cl.**
USPC **D14/392**
- (58) **Field of Classification Search**
USPC D14/138, 247, 341–346, 391–399, 455, D14/456; D18/1, 2, 7, 11, 4.1–4.6, 24–28; 178/17 A, 17 C; 200/5 A, 5 R, 6 A, 6 R, 200/341; 235/145 A, 145 R; 341/22, 23; 345/160, 168, 169; 361/679.08, 361/679.09, 679.11, 679.12; 400/484–489, 400/492, 682; 455/418, 550.1, 556.2, 455/575.1, 575.3, 575.4
CPC H03M 11/00; H01H 13/14; B41J 5/00; B41J 5/12; H03K 17/94
See application file for complete search history.

- (56) **References Cited**
U.S. PATENT DOCUMENTS
D351,831 S * 10/1994 Kuzumoto D14/392
D485,271 S * 1/2004 Kamegi D14/392
D643,037 S * 8/2011 Liang D14/391
D653,665 S * 2/2012 Maruyama D14/392
D692,014 S * 10/2013 Gengler D14/455
* cited by examiner
Primary Examiner — Freda S Nunn
(74) *Attorney, Agent, or Firm* — Kilpatrick Townsend & Stockton LLP

(57) **CLAIM**
The ornamental design for a wireless input device, as shown and described.

DESCRIPTION
FIG. 1 is a perspective view of a wireless input device showing our new design;
FIG. 2 is a top plan view thereof;
FIG. 3 is a bottom plan view thereof;
FIG. 4 is a left elevational view thereof;
FIG. 5 is a right elevational view thereof;
FIG. 6 is a front elevational view thereof; and,
FIG. 7 is a back side elevational view thereof.
The perspective view is not drawn to scale. Broken lines shown in the drawings form no part of the claimed design.

1 Claim, 5 Drawing Sheets



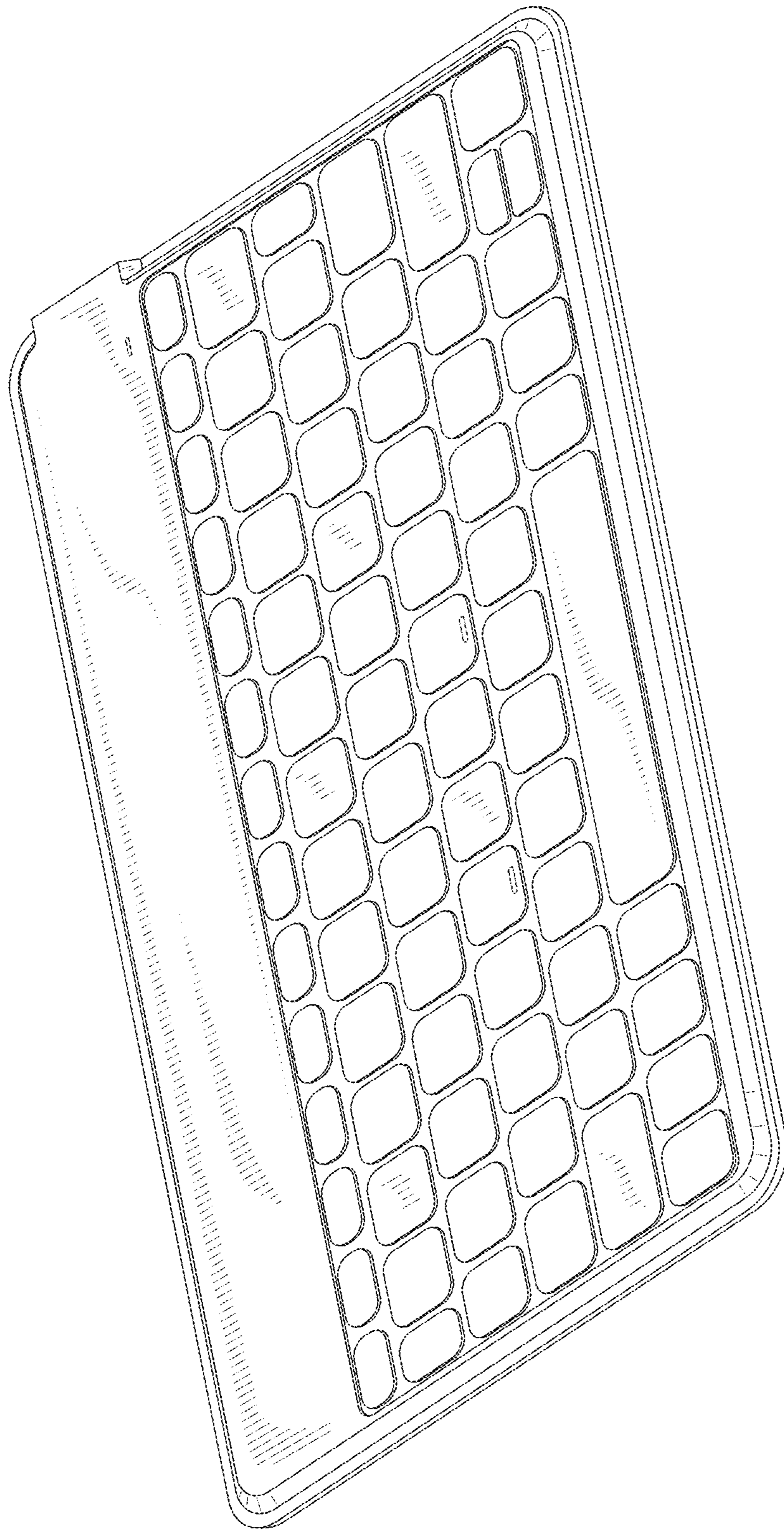


FIG. 1

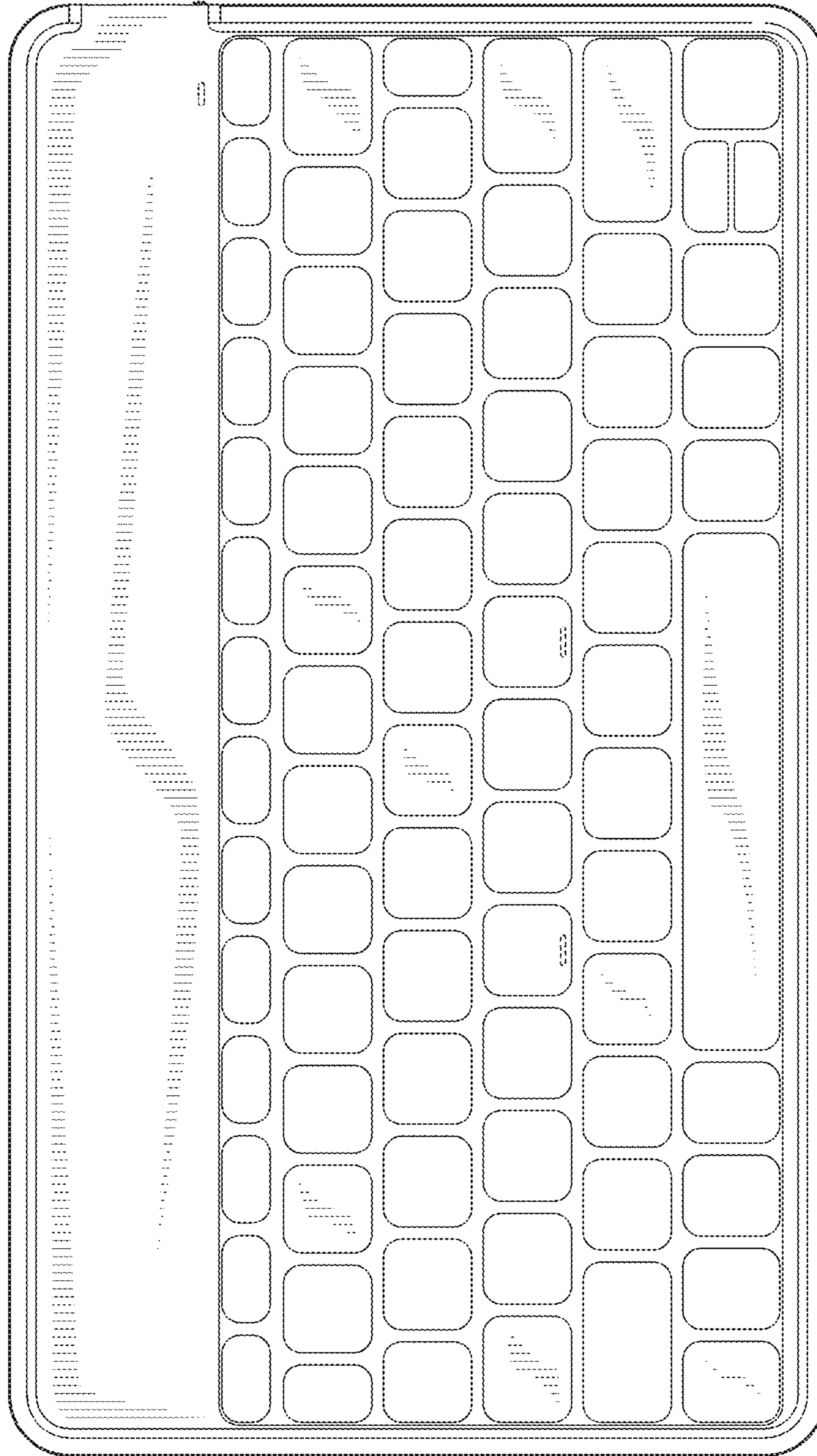


FIG. 2




FIG. 3




FIG. 5




FIG. 4



FIG. 6



FIG. 7