



US00D749561S

(12) **United States Design Patent**  
**Okuley et al.**

(10) **Patent No.:** **US D749,561 S**

(45) **Date of Patent:** **\*\* Feb. 16, 2016**

(54) **ELECTRONIC DEVICE**

(71) Applicant: **Intel Corporation**, Santa Clara, CA (US)

(72) Inventors: **James Okuley**, Portland, OR (US);  
**Markus Wierzoch**, Seattle, WA (US);  
**Tim B. Hulford**, Portland, OR (US);  
**Ben Collette**, Seattle, WA (US)

(73) Assignee: **Intel Corporation**, Santa Clara, CA (US)

(\*\*) Term: **14 Years**

(21) Appl. No.: **29/473,872**

(22) Filed: **Nov. 26, 2013**

(51) **LOC (10) Cl.** ..... **14-02**

(52) **U.S. Cl.**  
USPC ..... **D14/315**

(58) **Field of Classification Search**  
USPC ..... D14/315-327; D18/1, 2, 7, 11;  
235/145 A, 145 R; 341/22, 23; 345/104,  
345/156, 168, 169, 173; 361/679.08,  
361/679.09, 679.11, 679.26, 679.27  
CPC ..... G06F 1/16; H01R 35/02  
See application file for complete search history.

(56) **References Cited**

U.S. PATENT DOCUMENTS

6,067,224 A *	5/2000	Nobuchi	361/679.27
6,519,139 B2 *	2/2003	Kambayashi	361/679.09
D488,807 S *	4/2004	Ogasawara	D14/318
D516,552 S *	3/2006	Iseki	D14/318
D591,283 S *	4/2009	Luminosu et al.	D14/318

\* cited by examiner

*Primary Examiner* — Freda S Nunn

(74) *Attorney, Agent, or Firm* — Patent Capital Group

(57) **CLAIM**


The ornamental design for an electronic device, as shown and described.

**DESCRIPTION**

FIG. 1 is a perspective view of an electronic device according to our new design;  
FIG. 2 is a front view of the electronic device design;  
FIG. 3 is a back view of the electronic device design;  
FIG. 4 is a side view of the electronic device design;  
FIG. 5 is a side view of the electronic device design;  
FIG. 6 is a top view of the electronic device design; and,  
FIG. 7 is a bottom view of the electronic device design from FIG. 1.

Broken lines shown in the drawings illustrate portions of the electronic device and form no part of the claimed design.

**1 Claim, 7 Drawing Sheets**



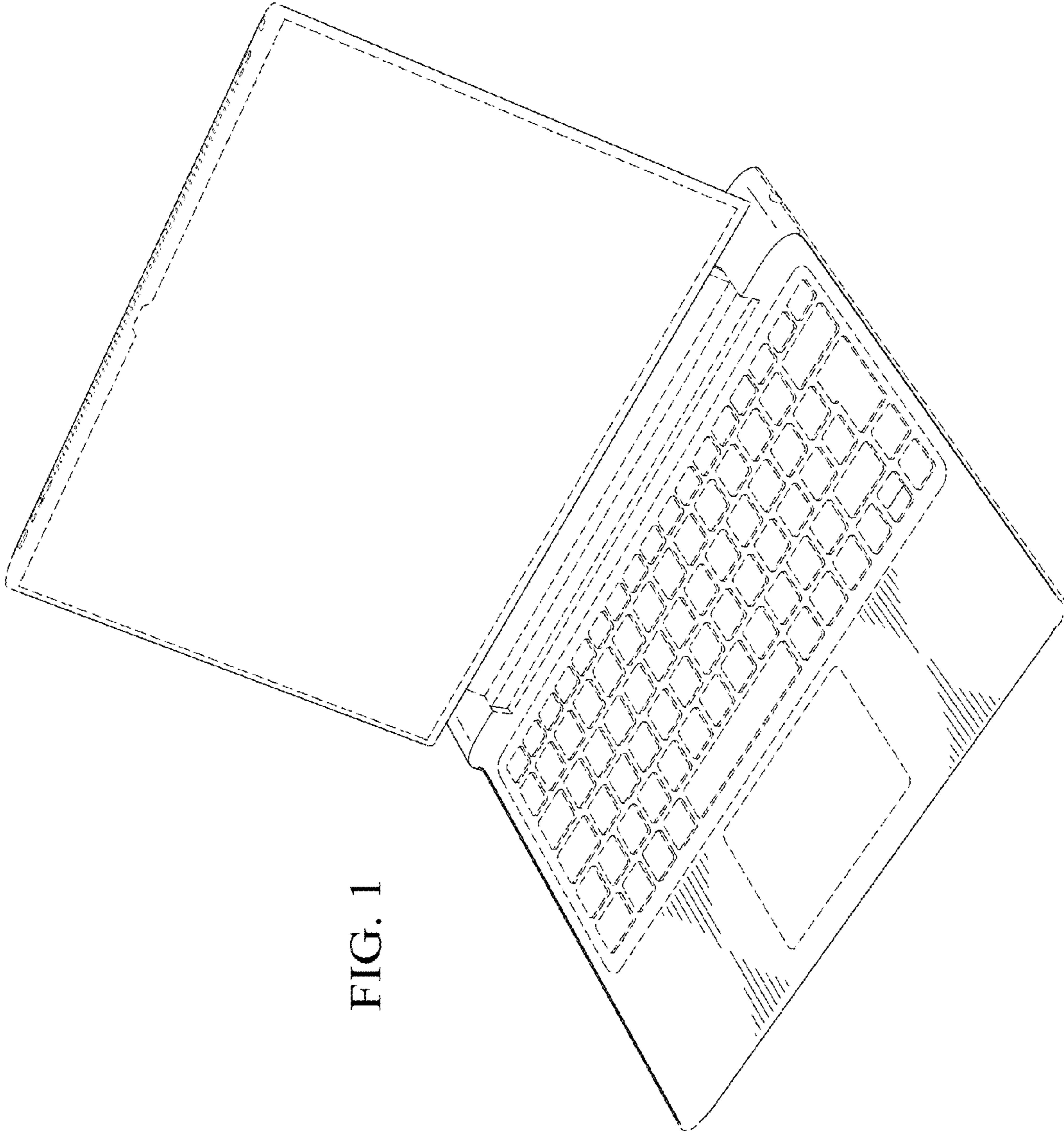


FIG. 1

FIG. 2


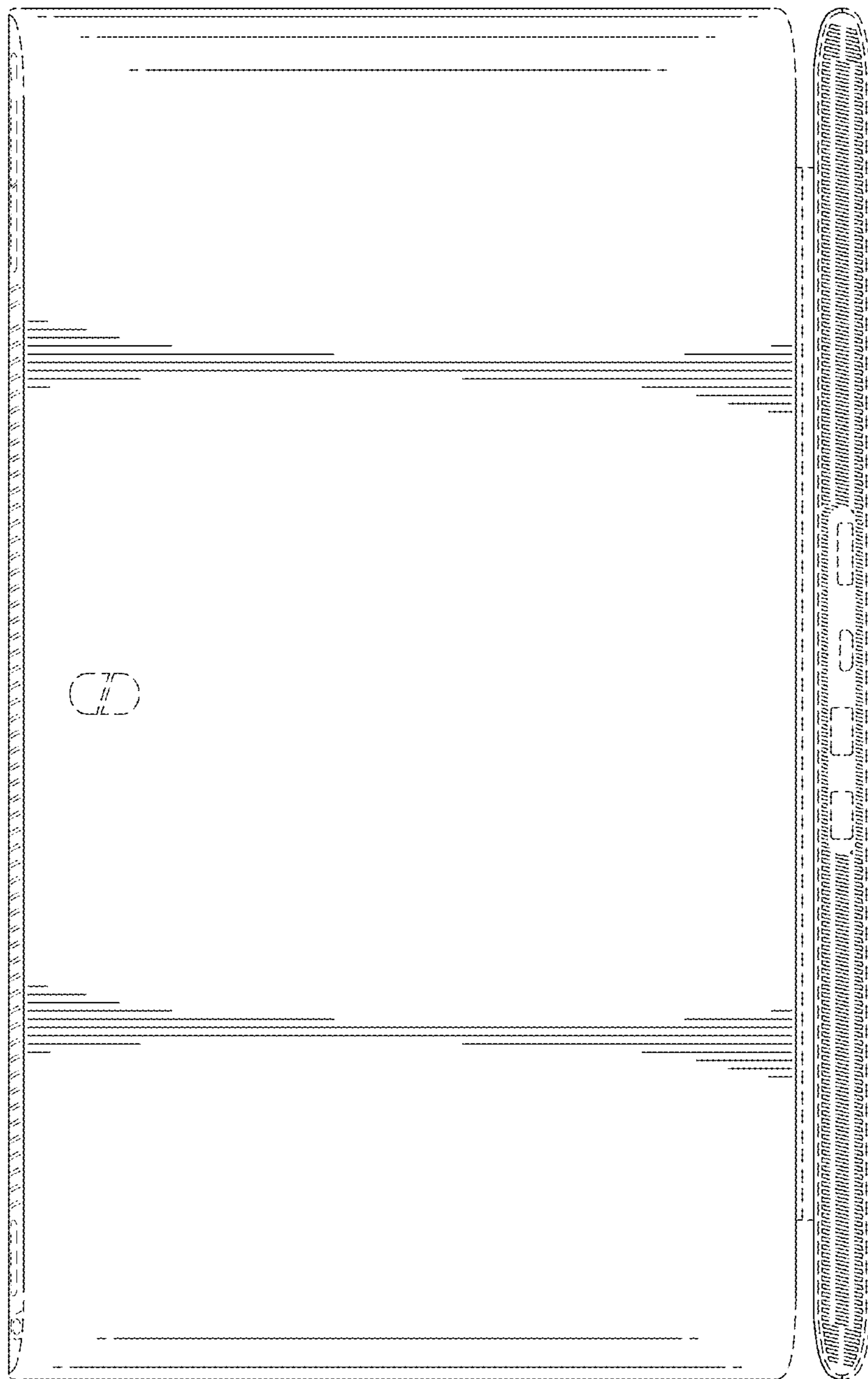


FIG. 3



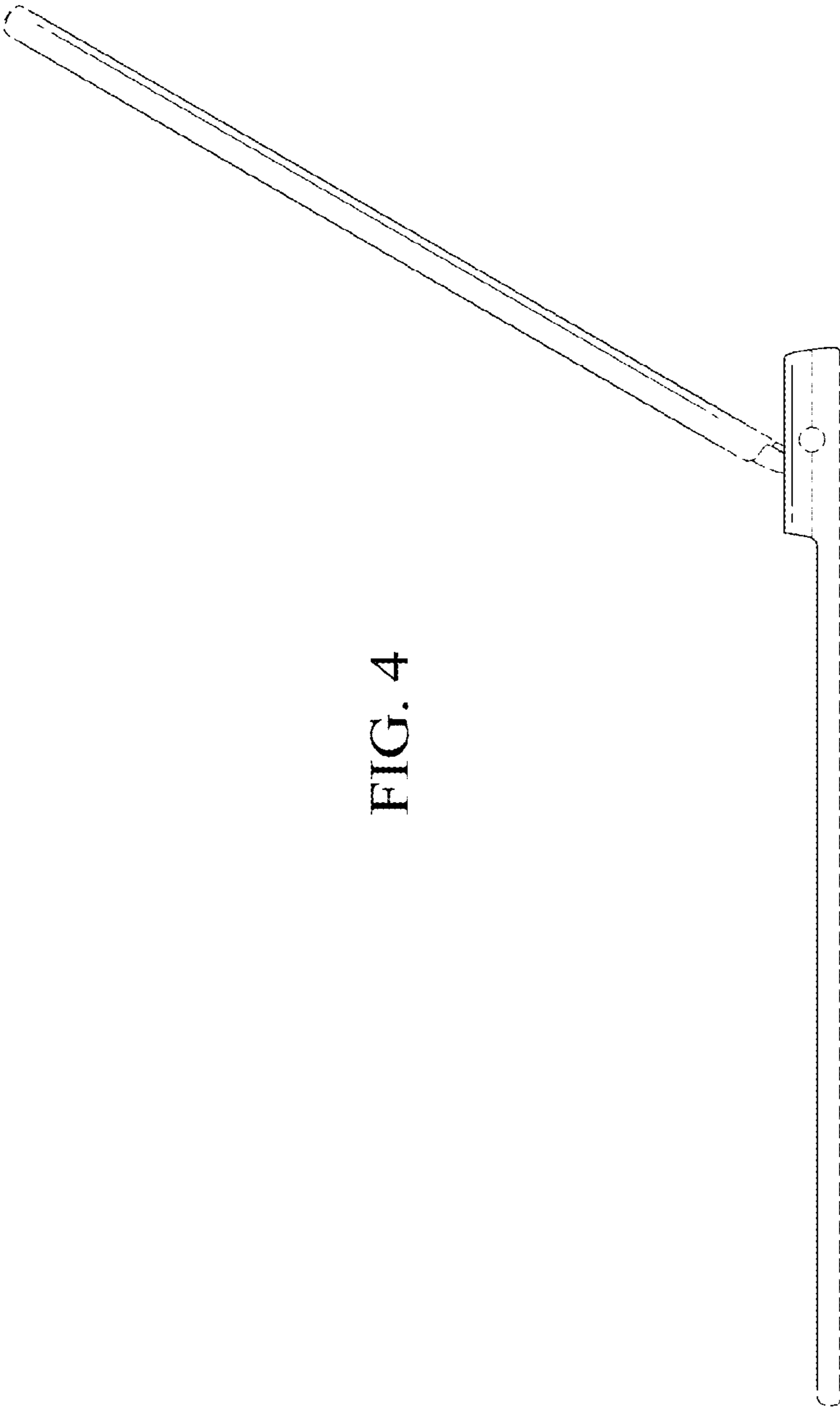


FIG. 4

FIG. 5

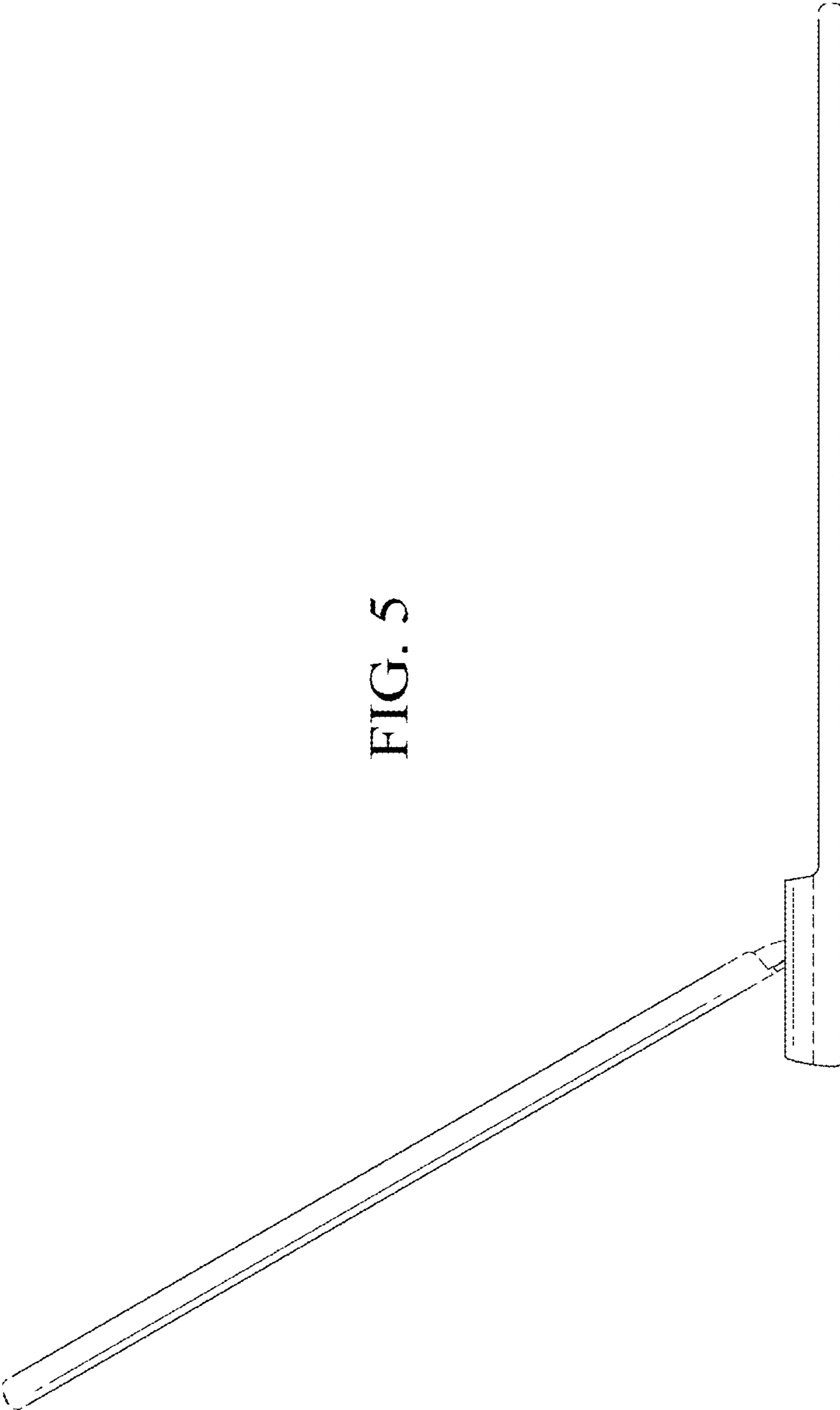


FIG. 6

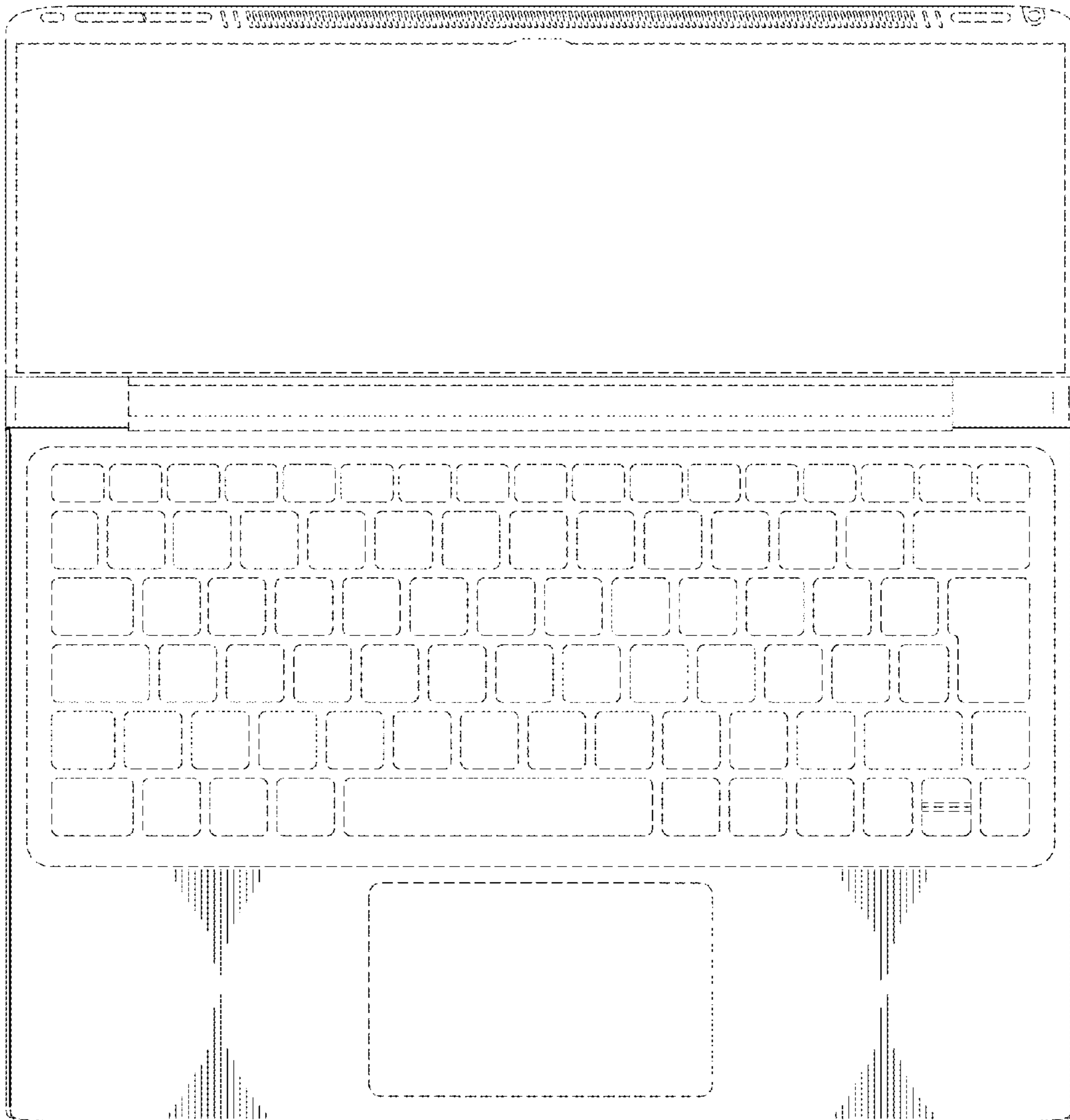


FIG. 7

