



US00D749533S

(12) **United States Design Patent**
Sakata et al.

(10) **Patent No.:** **US D749,533 S**
(45) **Date of Patent:** **** Feb. 16, 2016**

(54) **PORTABLE WIRELESS COMMUNICATION DEVICE**

(71) Applicant: **JVC Kenwood Corporation**, Kanagawa (JP)

(72) Inventors: **Yu Sakata**, Tokyo (JP); **Kosuke Ura**, Tokyo (JP); **Miki Oikawa**, Tokyo (JP)

(73) Assignee: **JVC KENWOOD CORPORATION**, Kanagawa (JP)

(**) Term: **14 Years**

(21) Appl. No.: **29/470,094**

(22) Filed: **Oct. 17, 2013**

(30) **Foreign Application Priority Data**

Jun. 19, 2013 (JP) 2013-013809

(51) **LOC (10) Cl.** **14-03**

(52) **U.S. Cl.**
USPC **D14/137**

(58) **Field of Classification Search**
USPC D14/137, 496, 135, 139, 157, 188, 191, D14/192, 194, 195, 197, 198, 257, 258, 155, D14/256, 147, 218, 341, 342, 343, 344, 345, D14/346, 347, 138 R, 225, 226, 228, 130, D14/159, 319, 203.3, 156, 498, 501, 506, D14/507, 509, 510; D21/516, 517, 329; D7/605, 326, 363; 361/814; 455/90.1, 455/90.2, 90.3

CPC H04B 1/00; H04B 1/38; H04B 1/3805; H04B 1/3816; H04B 1/3822; H04B 1/3827; H04B 1/3833

See application file for complete search history.

(56) **References Cited**

U.S. PATENT DOCUMENTS

D393,638 S * 4/1998 Page et al. D14/137
D408,811 S * 4/1999 Page et al. D14/137

6,373,430 B1 * 4/2002 Beason et al. 342/357.34
D526,993 S * 8/2006 Richards et al. D14/188
D540,290 S * 4/2007 Haase et al. D14/137
D540,764 S * 4/2007 Kaner et al. D14/137
D595,679 S * 7/2009 Devenish et al. D14/137
D616,845 S * 6/2010 Xia et al. D14/137
D651,997 S * 1/2012 Oikawa D14/137
D652,400 S * 1/2012 Oikawa D14/137
D653,225 S * 1/2012 Yong et al. D14/137
D653,637 S * 2/2012 Ismail et al. D14/137
D654,035 S * 2/2012 Ismail et al. D14/137
D663,277 S * 7/2012 Yong et al. D14/137

(Continued)

OTHER PUBLICATIONS

Nexedge: NX-240V/340U, kenwoodproducts.com, Available Aug. 29, 2013, kenwoodproducts.com, [online],[site visited May 22, 2015]. Available from Internet, <<http://pdfs.kenwoodproducts.com/54/NX-240V&340UBrochure.pdf>>.*

Primary Examiner — Rosemary K Tarcza

Assistant Examiner — Sanjeev Paul

(74) *Attorney, Agent, or Firm* — Osha Liang LLP

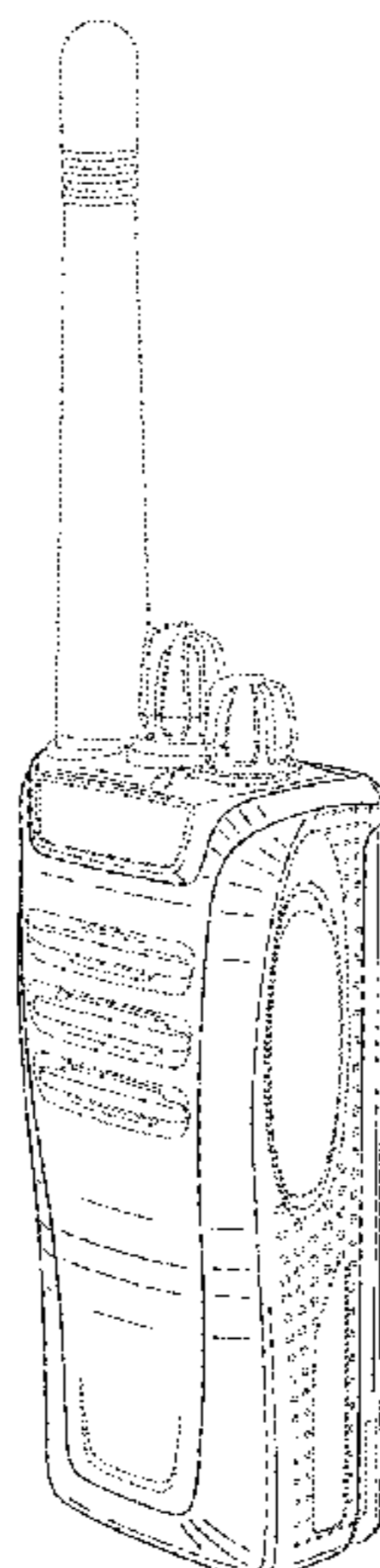
(57) **CLAIM**

The ornamental design for portable wireless communication device, as shown and described.

DESCRIPTION

FIG. 1 is a perspective view of front, right and top of portable wireless communication device showing our new design; FIG. 2 is a front view thereof; FIG. 3 is a rear view thereof; FIG. 4 is a left side view thereof; FIG. 5 is a right side view thereof; FIG. 6 is a top view thereof; and, FIG. 7 is a bottom view thereof. The broken lines shown are included for the purpose of illustrating the unclaimed portions of portable wireless communication device and form no part of the claimed design.

1 Claim, 4 Drawing Sheets



US D749,533 S

Page 2

(56)

References Cited

U.S. PATENT DOCUMENTS

D713,809 S *	9/2014	Sakata et al.	D14/137	
D717,258 S *	11/2014	Garra et al.	D14/137	
D717,259 S *	11/2014	Ooi et al.	D14/137	* cited by examiner
D718,746 S *	12/2014	Tran et al.	D14/226	
D721,050 S *	1/2015	Kaner et al.	D14/137	
2009/0197545 A1 *	8/2009	Gong et al.	455/90.2	

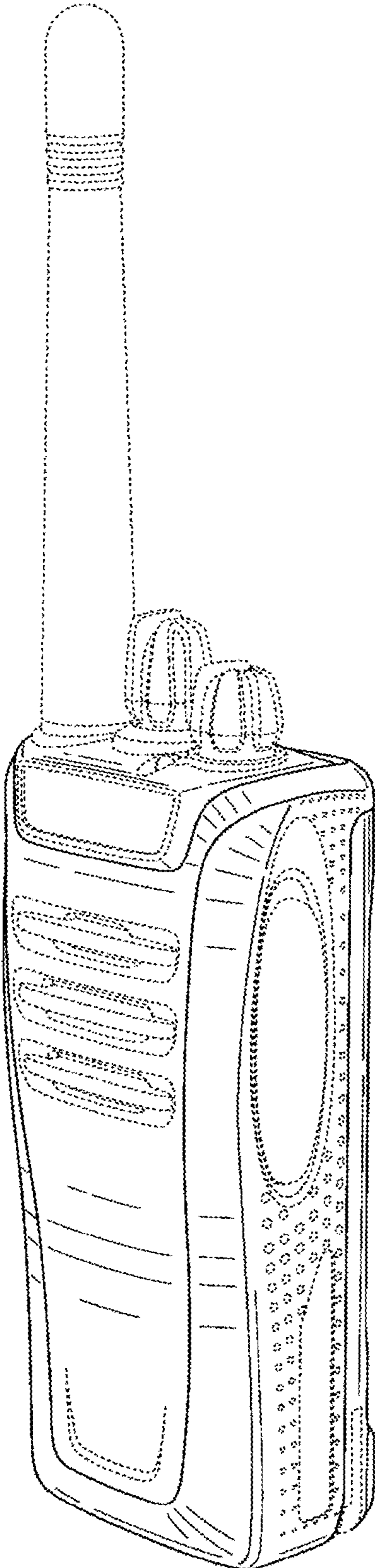


FIG. 1

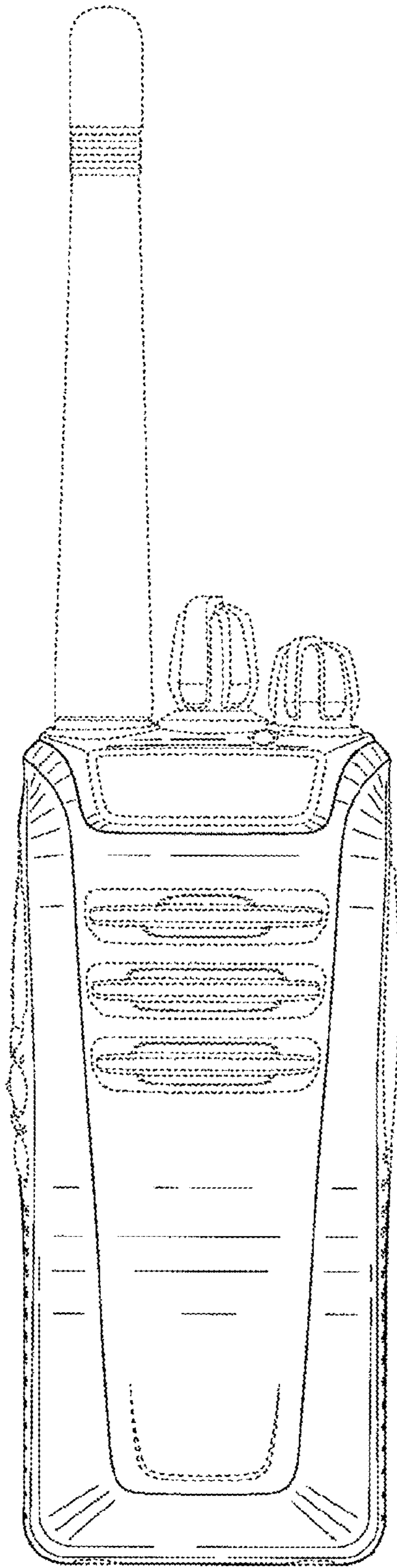


FIG. 2

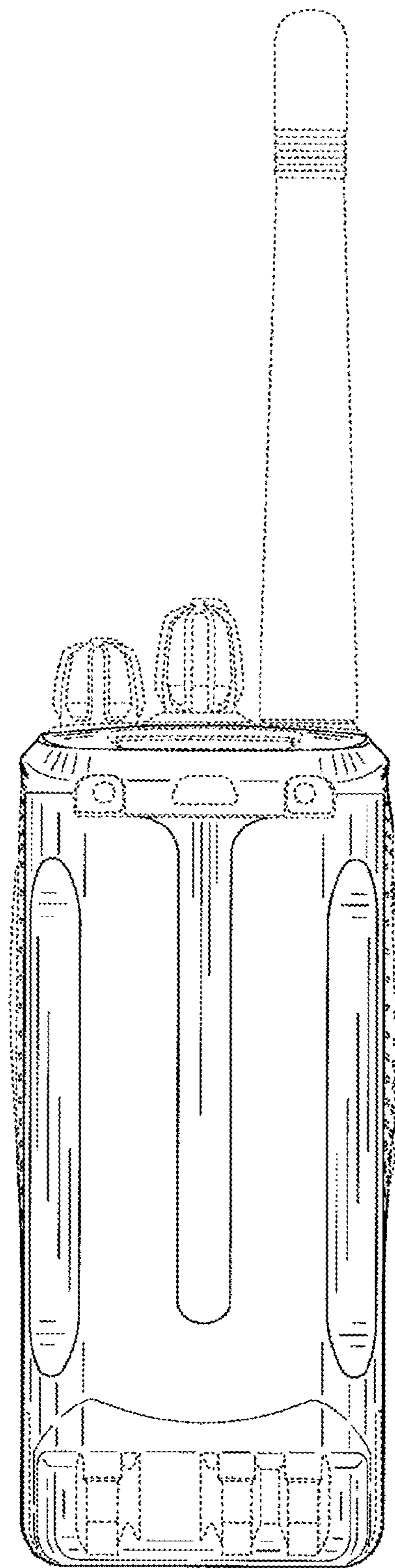


FIG. 3

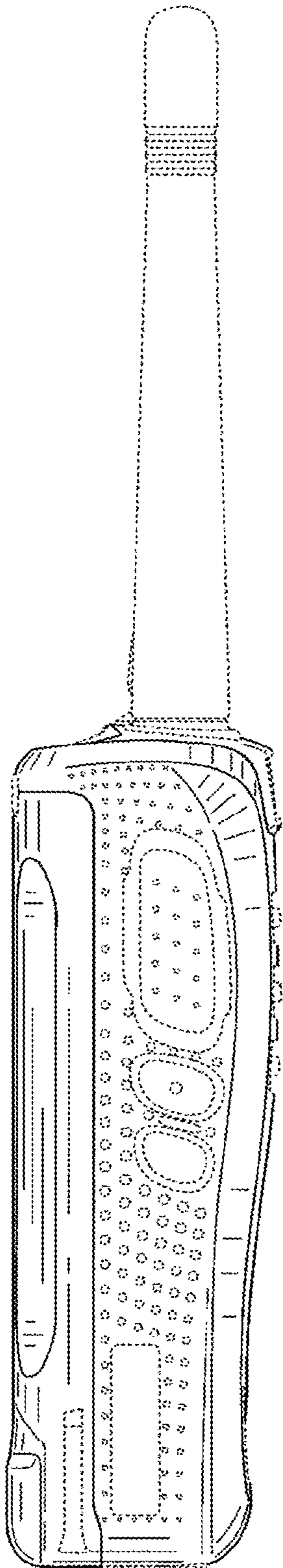


FIG. 4

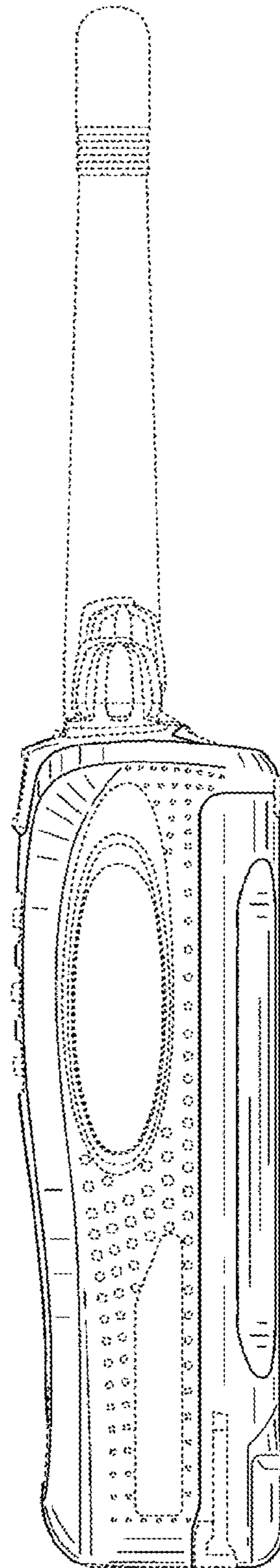


FIG. 5

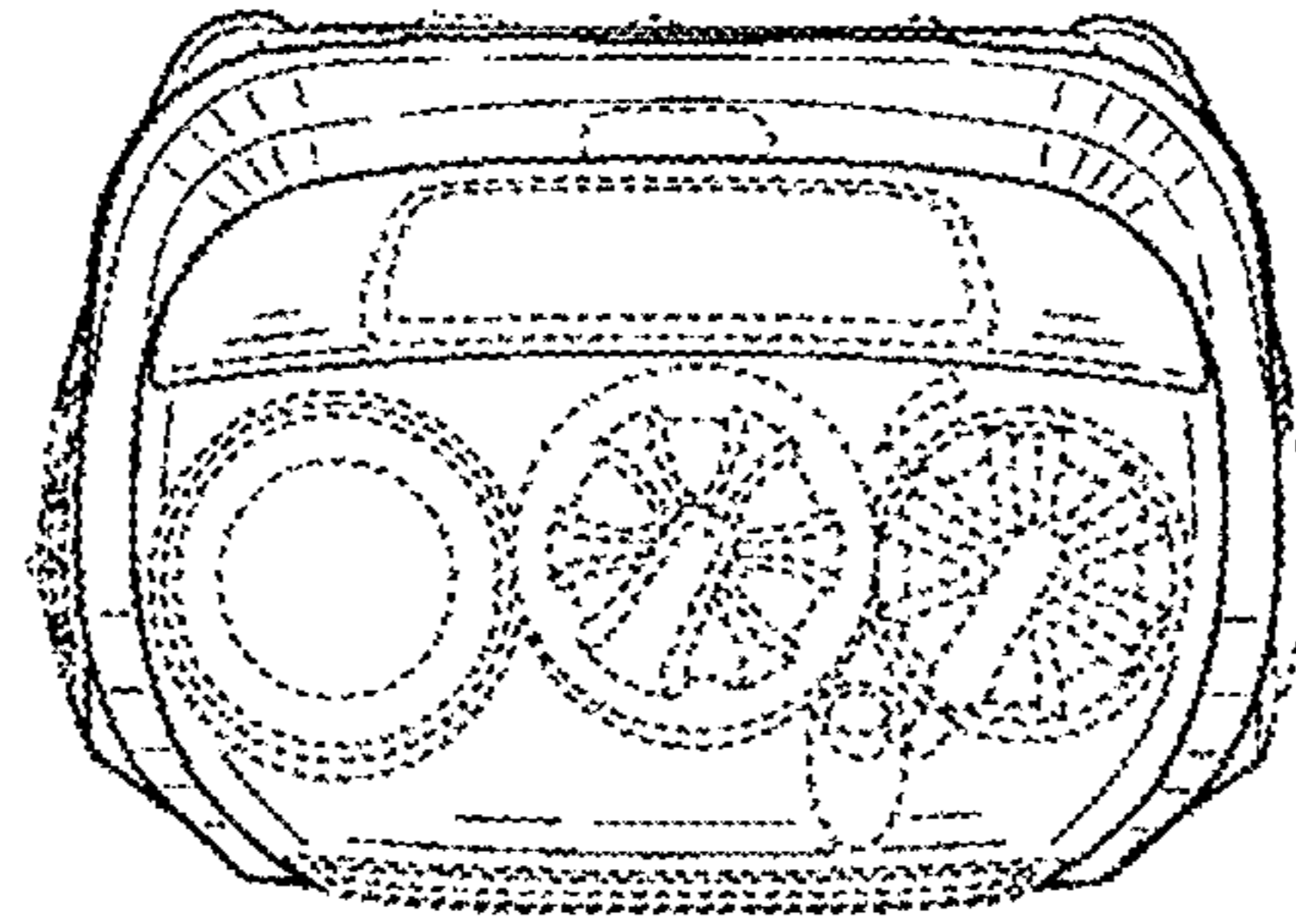


FIG. 6

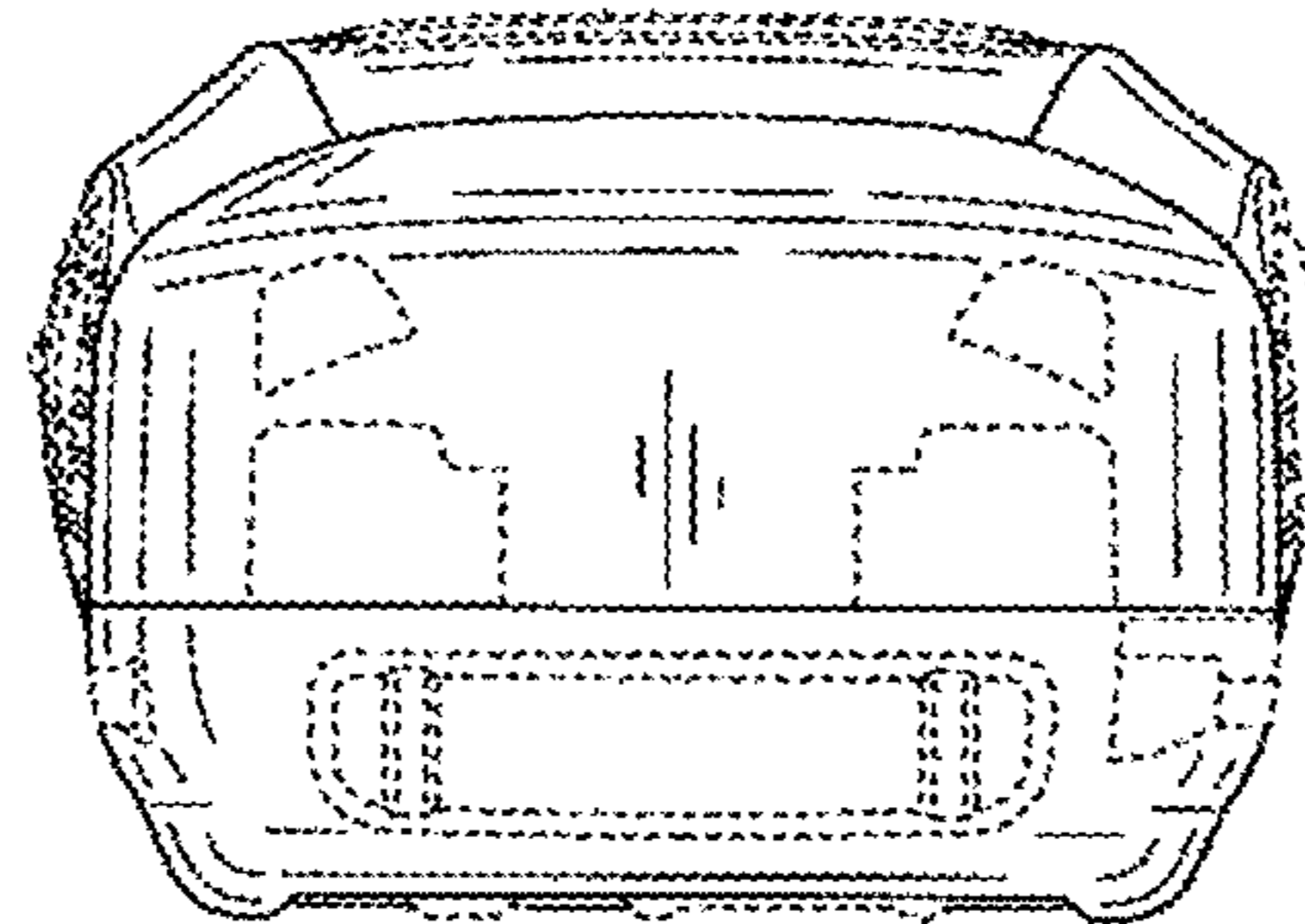


FIG. 7