



US00D749531S

(12) **United States Design Patent**
Lin et al.

(10) **Patent No.:** **US D749,531 S**
(45) **Date of Patent:** **** Feb. 16, 2016**

(54) **DIFFUSION ASSEMBLY FOR FRONT
OPENING UNIFIED POD**

(56) **References Cited**

U.S. PATENT DOCUMENTS

(71) Applicant: **GUDENG PRECISION
INDUSTRIAL CO., LTD.**, New Taipei
(TW)

D342,529	S	*	12/1993	Schumacher et al.	D3/306
5,452,795	A	*	9/1995	Gallagher et al.	206/711
5,844,683	A	*	12/1998	Pavloski et al.	356/399
5,960,959	A	*	10/1999	Wu et al.	206/710
6,981,594	B1	*	1/2006	Sarver	206/710
D589,474	S	*	3/2009	Ogasawara et al.	D13/182
7,500,564	B2	*	3/2009	Choi	206/711
D589,912	S	*	4/2009	Ogasawara et al.	D13/182
D594,424	S	*	6/2009	Lin et al.	D13/182
7,556,153	B2	*	7/2009	Chiu et al.	206/710
7,857,139	B2	*	12/2010	Contes	206/710
7,857,140	B2	*	12/2010	Shinjo et al.	206/711
D674,366	S	*	1/2013	Kajiwara	D13/182
D674,761	S	*	1/2013	Iida et al.	D13/182
8,544,651	B2	*	10/2013	Zhang et al.	206/710
8,783,463	B2	*	7/2014	Watson et al.	206/710
2003/0052039	A1	*	3/2003	Cu, Jr.	206/711
2008/0273959	A1	*	11/2008	Bunod et al.	414/801

(72) Inventors: **Chih-Ming Lin**, New Taipei (TW);
Ming-Chien Chiu, New Taipei (TW);
Jui-Ken Kao, New Taipei (TW);
Chen-Hao Chang, New Taipei (TW)

(73) Assignee: **Gudeng Precision Industrial Co., Ltd.**,
New Taipei (TW)

(**) Term: **14 Years**

(21) Appl. No.: **29/510,673**

(22) Filed: **Dec. 2, 2014**

(30) **Foreign Application Priority Data**

Jun. 9, 2014 (TW) 103303461

(51) **LOC (10) Cl.** **13-03**

(52) **U.S. Cl.**
USPC **D13/182**

(58) **Field of Classification Search**
USPC D13/182; 206/710, 711; 211/41.18;
414/217, 416.02, 941, 810
CPC H01L 21/67386; H01L 21/67369;
H01L 21/67379; H01L 21/67383; H01L
21/67326; H01L 21/67333; H01L 21/67309;
H01L 21/67313; H01L 21/6732; H01L
21/6734; H01L 21/6735; H01L 21/67353;
H01L 21/67356; H01L 21/67346

See application file for complete search history.

* cited by examiner

Primary Examiner — Elizabeth J Oswecki
(74) *Attorney, Agent, or Firm* — Rosenberg, Klein & Lee

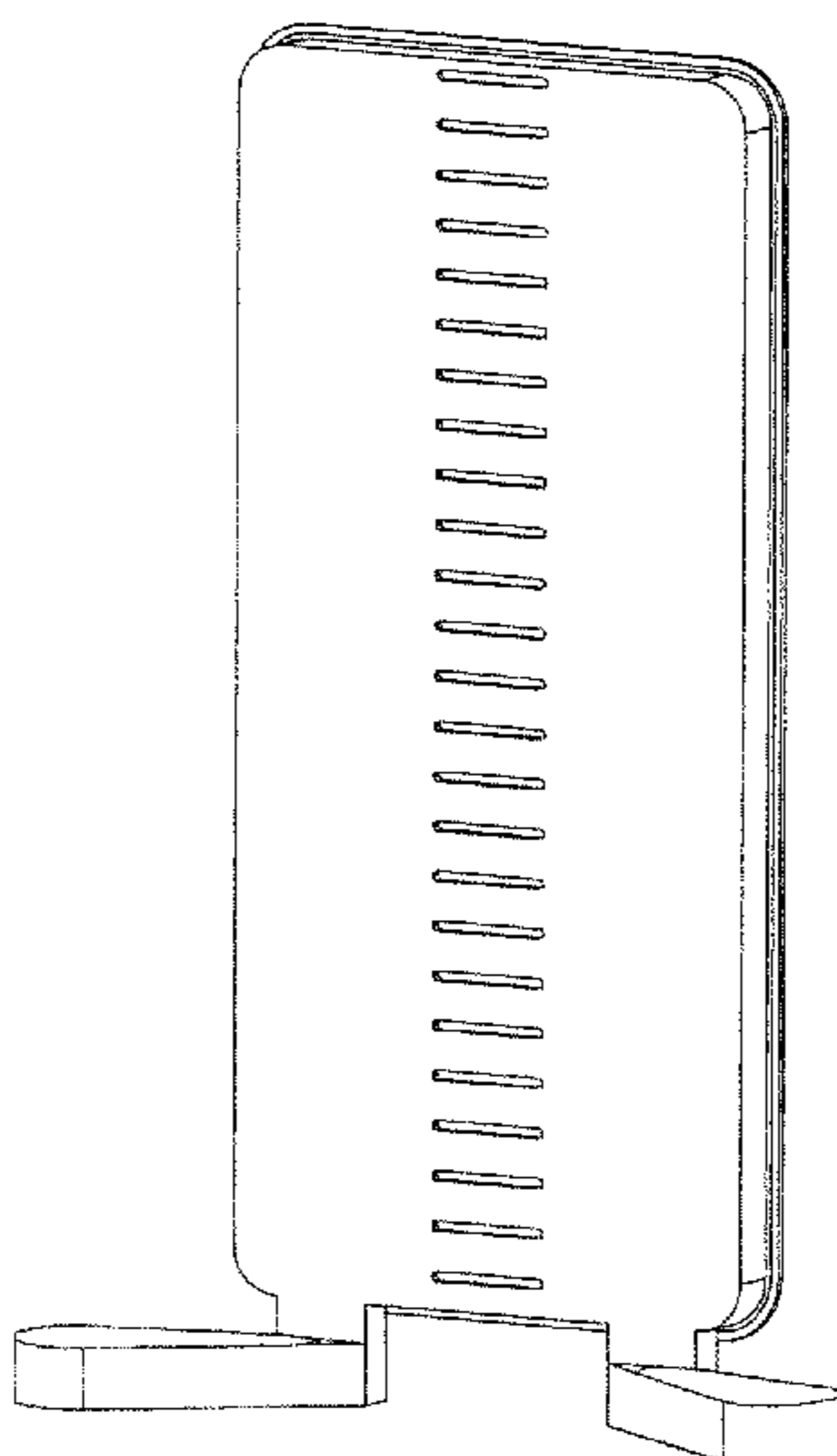
(57) **CLAIM**

The ornamental design for a diffusion assembly for front opening unified pod, as shown and described.

DESCRIPTION

FIG. 1 is a perspective view of a diffusion assembly for front opening unified pod showing our new design;
FIG. 2 is a front view thereof;
FIG. 3 is a cross sectional view taken along line 3-3 of FIG. 2;
FIG. 4 is a cross sectional view taken along line 4-4 of FIG. 2;
FIG. 5 is a rear view thereof;
FIG. 6 is a right side view thereof;
FIG. 7 is a cross sectional view taken along line 7-7 of FIG. 6;
FIG. 8 is a left side view thereof;
FIG. 9 is a top plan view thereof; and,
FIG. 10 is a bottom plan view thereof.
The broken lines in the drawings illustrate the portions of the design that form no part of the claim.

1 Claim, 6 Drawing Sheets



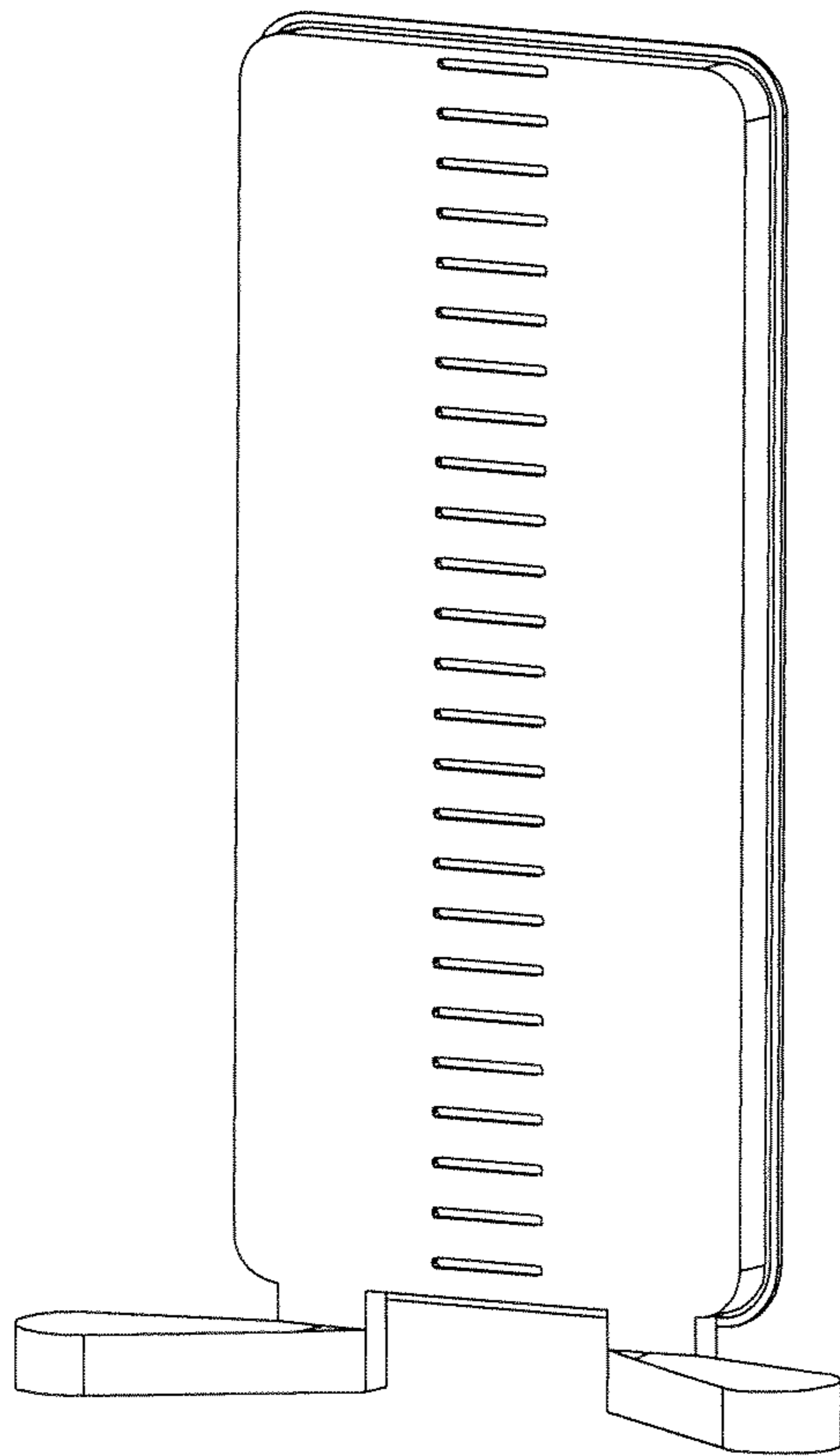


FIG. 1

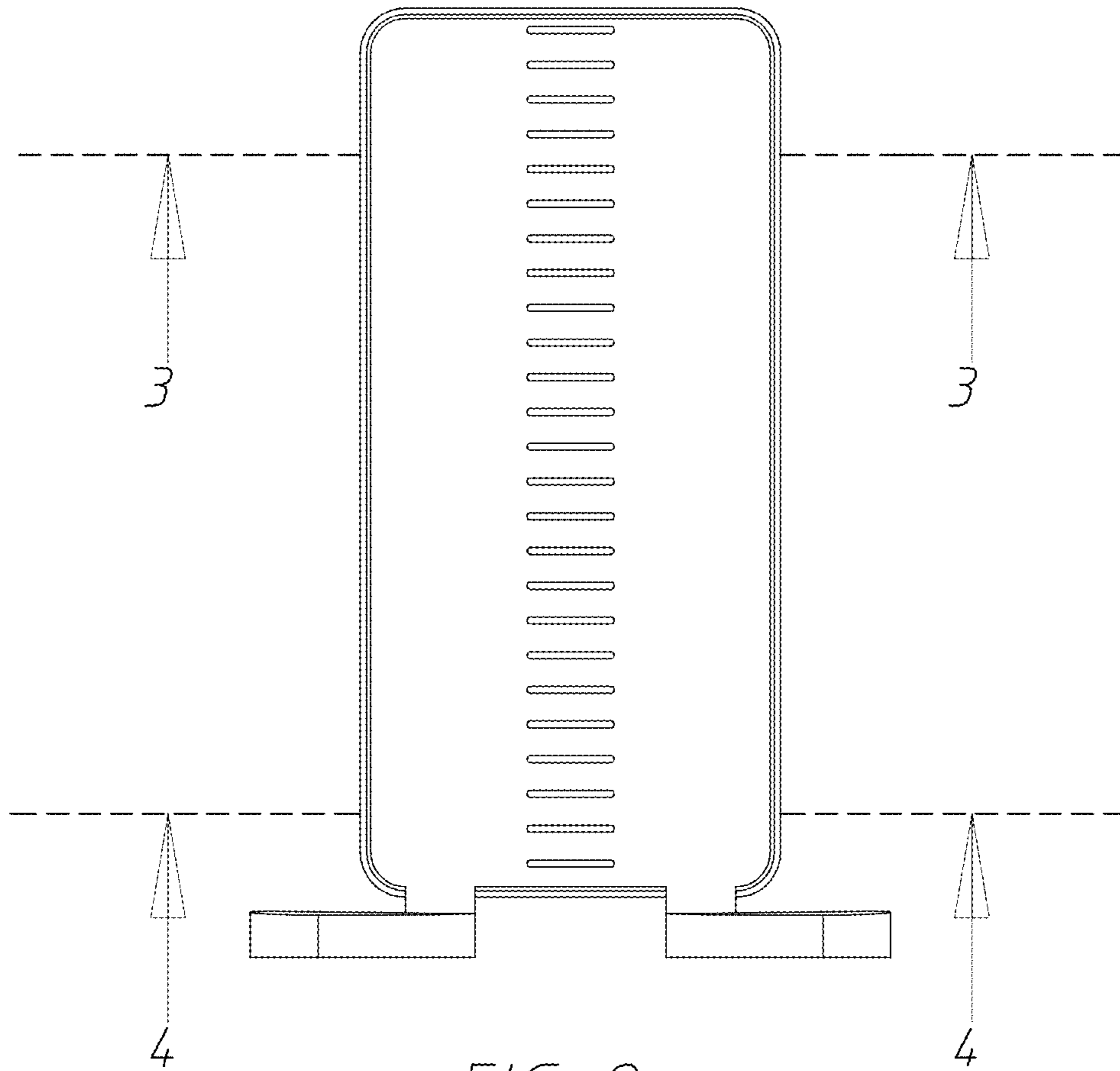


FIG. 2




FIG. 3




FIG. 4




FIG. 5




FIG. 6

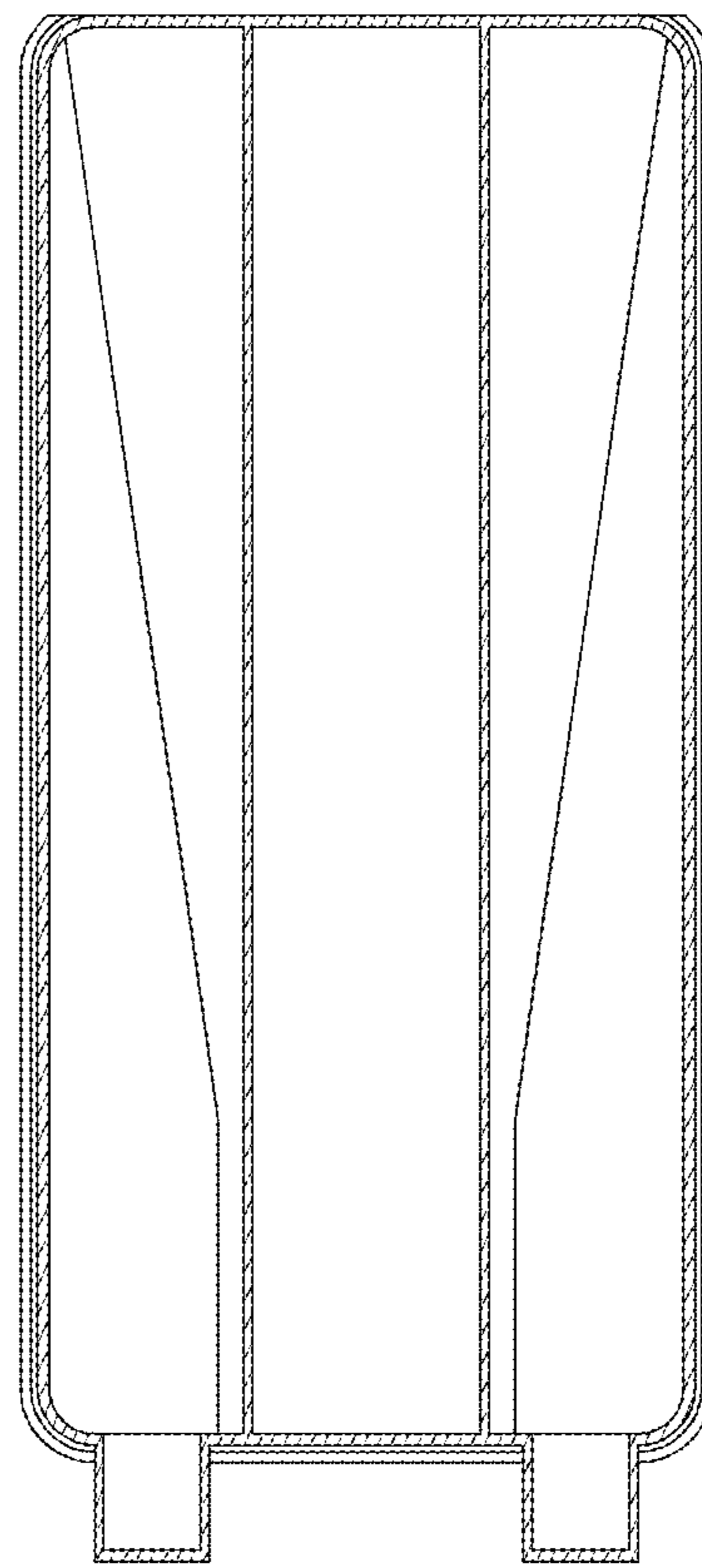


FIG. 7

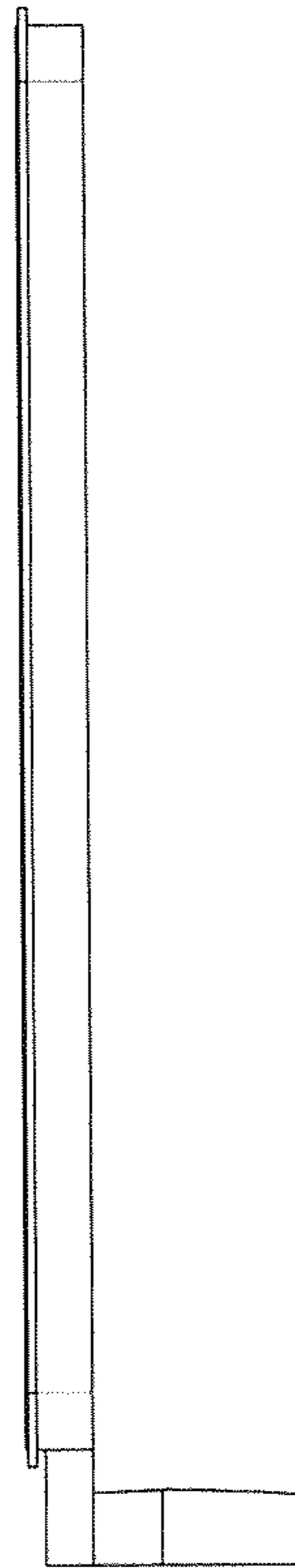


FIG. 8




FIG. 9




FIG. 10