



US00D749520S

(12) **United States Design Patent**
Leis et al.

(10) **Patent No.:** **US D749,520 S**
(45) **Date of Patent:** **** Feb. 16, 2016**

(54) **LUG BLOCK OF A LINE STAB UNIT**

(71) Applicant: **ROCKWELL AUTOMATION TECHNOLOGIES, INC.**, Mayfield Heights, OH (US)

(72) Inventors: **Kenneth K. Leis**, Wukessa, WI (US); **Dean Thomas Meyer**, Oak Creek, WI (US); **Paul T. Krause**, Fredonia, WI (US); **Troy M. Bellows**, Racine, WI (US); **Thomas J. Becker**, Milwaukee, WI (US)

(73) Assignee: **Rockwell Automation Technologies, Inc.**, Mayfield Heights, OH (US)

(**) Term: **14 Years**

(21) Appl. No.: **29/511,171**

(22) Filed: **Dec. 8, 2014**

Related U.S. Application Data

(63) Continuation of application No. 14/049,925, filed on Oct. 9, 2013.

(51) **LOC (10) Cl.** **13-03**

(52) **U.S. Cl.**
USPC **D13/148**; D13/118

(58) **Field of Classification Search**
USPC D13/101, 118, 122-125, 133, 148, 149, D13/154, 158-161, 184, 199
CPC H01R 9/22; H01R 4/24; H01R 4/18; H01R 4/36; H01R 4/302; H01R 13/11; H01R 13/18; H01R 43/0484; H01H 47/00; H01H 71/08; H01H 4/60
See application file for complete search history.

(56) **References Cited**

U.S. PATENT DOCUMENTS

4,093,970 A 6/1978 M'Sadoques et al.
4,214,806 A 7/1980 Kraft
D268,751 S 4/1983 Froh
5,107,396 A 4/1992 Rosen et al.

D325,899 S 5/1992 Krokaugger
5,190,485 A 3/1993 Ransdell
D361,750 S 8/1995 Ansley
6,084,188 A 7/2000 Mueller et al.
6,437,268 B1 8/2002 Etscheidt et al.
6,529,112 B1 3/2003 Leone
6,722,926 B2 * 4/2004 Chevassus-More ... H02G 5/005
439/721
D516,521 S * 3/2006 Yao D13/154
7,772,723 B1 8/2010 Flegel
D721,333 S * 1/2015 Leis D13/118
2008/0287011 A1 * 11/2008 Piovesan H01R 13/112
439/818
2009/0251274 A1 * 10/2009 Pavlovic H01H 85/0417
337/268
2011/0076901 A1 * 3/2011 Glick H01R 9/245
439/839
2012/0064746 A1 3/2012 Bellows et al.
2013/0273786 A1 * 10/2013 Ahangar H01R 4/4809
439/786
2015/0099407 A1 * 4/2015 Leis H01R 4/18
439/881

* cited by examiner

Primary Examiner — Thomas Johannes

Assistant Examiner — Shawn T Gingrich

(74) *Attorney, Agent, or Firm* — Fletcher Yoder, P.C.

(57) **CLAIM**

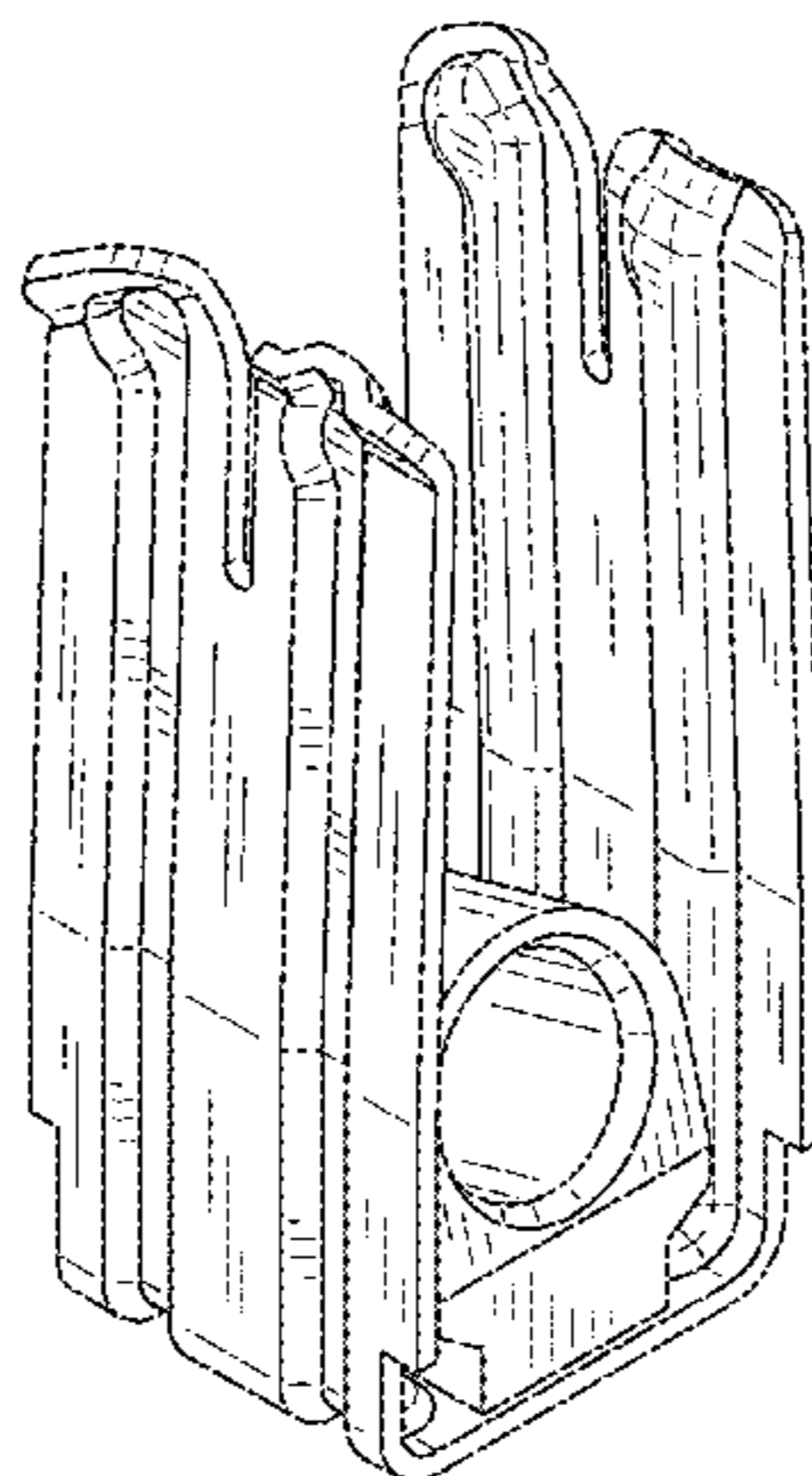
The ornamental design for a lug block of a line stab unit, as shown and described.

DESCRIPTION

U.S. Design application Ser. No. 29/485,773, which is also a continuation of U.S. patent application Ser. No. 14/049,925 is also incorporated herein by reference.

FIG. 1 is a perspective view of a lug block of a line stab unit showing our new design;
FIG. 2 is a left side view thereof;
FIG. 3 is a right side view thereof;
FIG. 4 is front view thereof;
FIG. 5 is a back view thereof;
FIG. 6 is a top plan view thereof; and,
FIG. 7 is a bottom plan view thereof.

1 Claim, 4 Drawing Sheets






FIG. 1

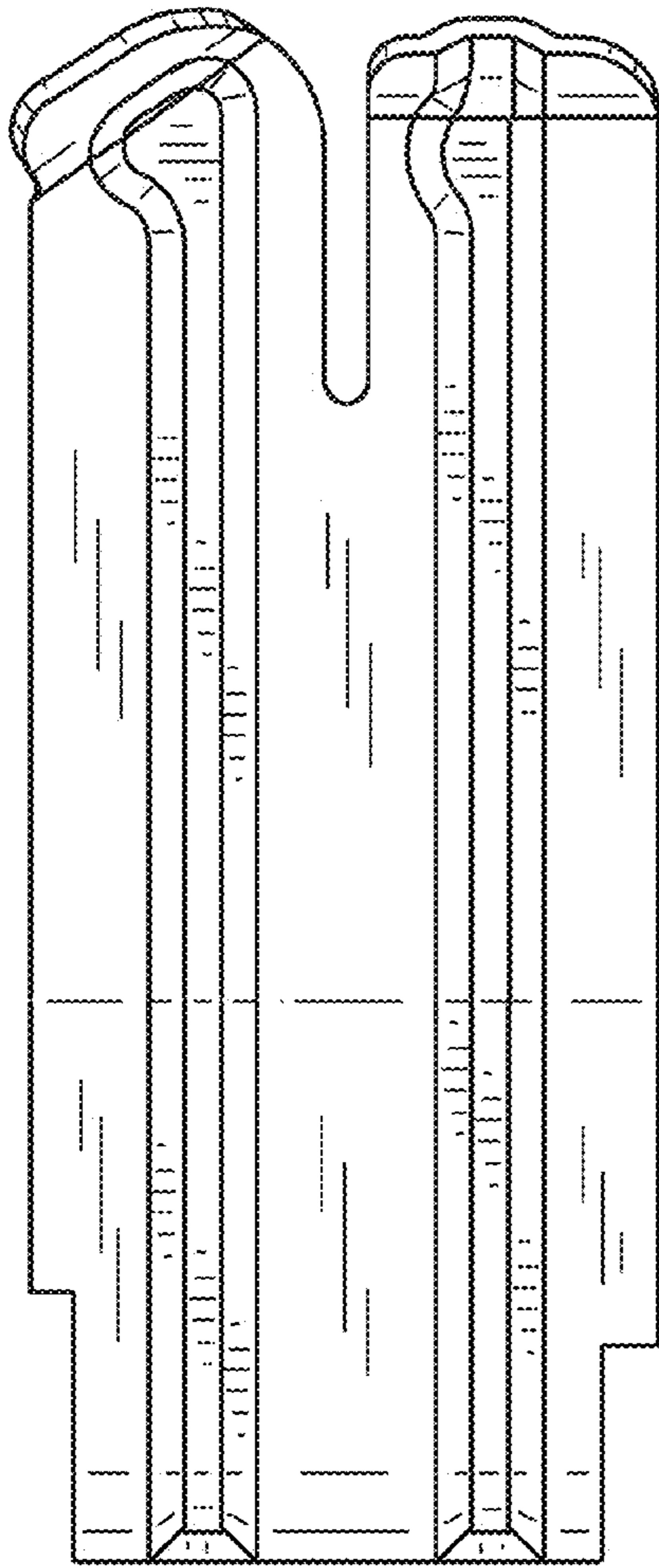


FIG. 2

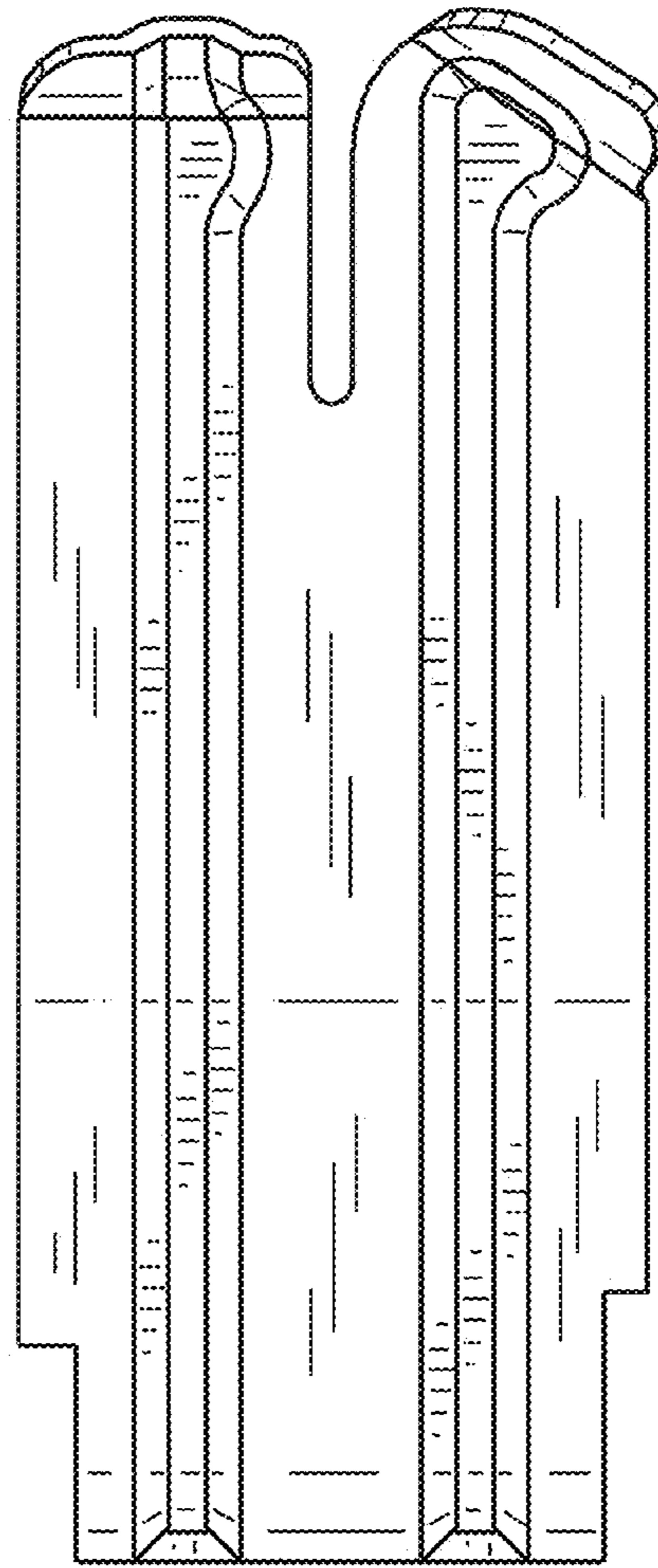


FIG. 3

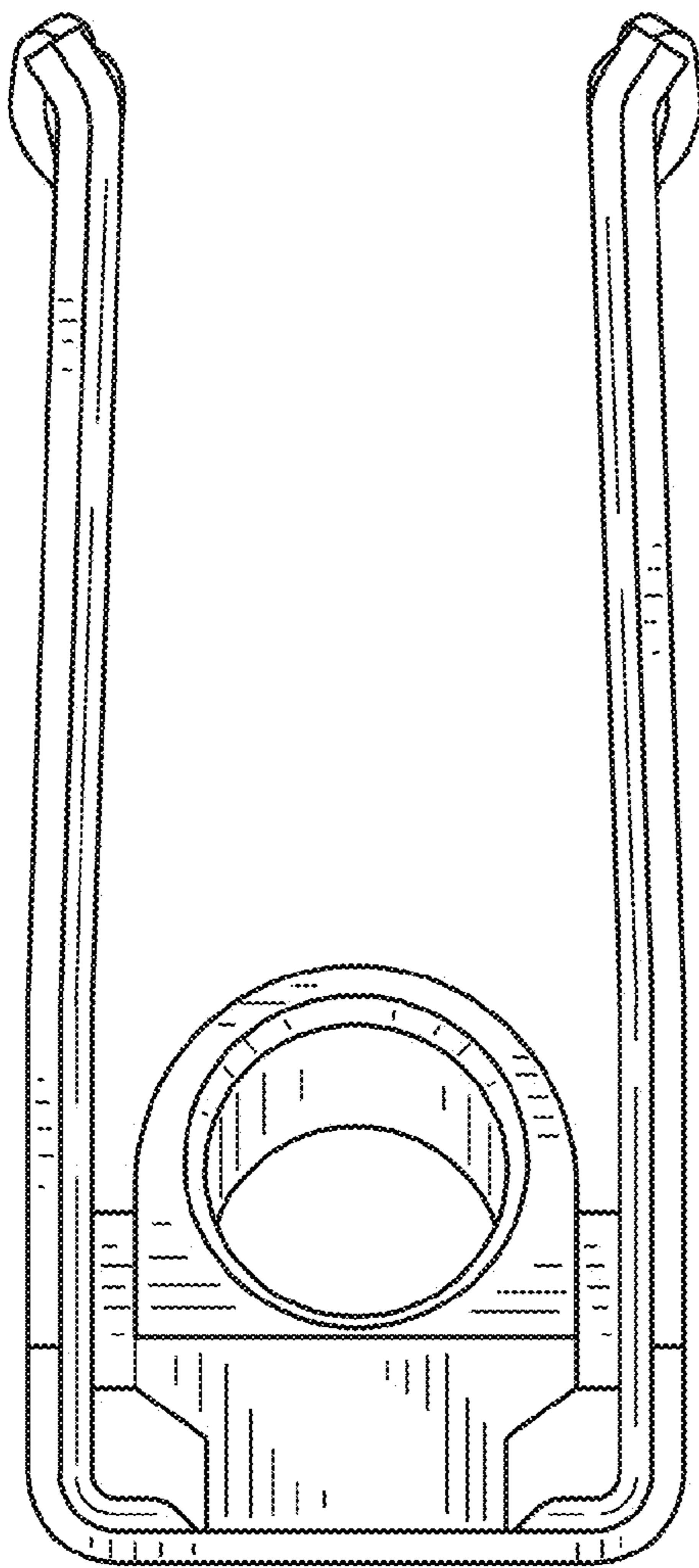


FIG. 4

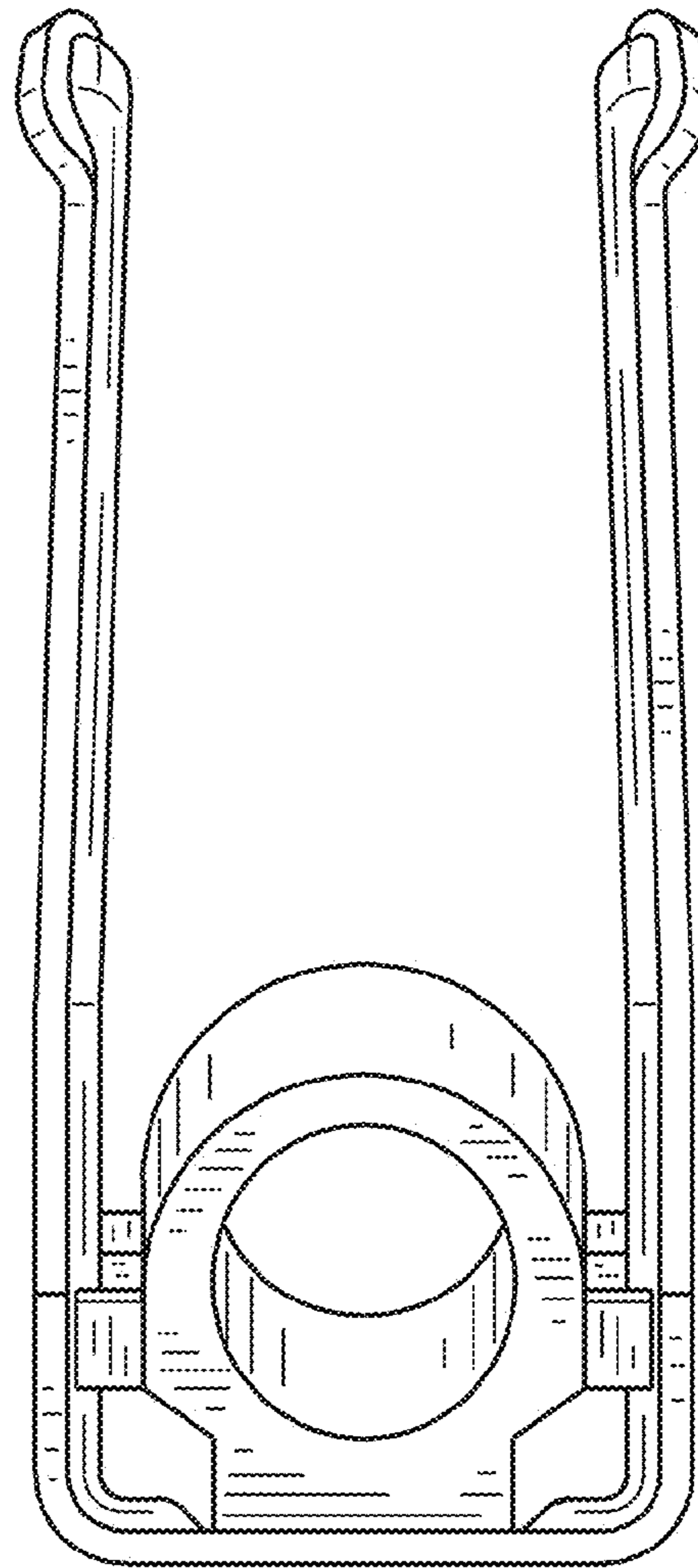


FIG. 5

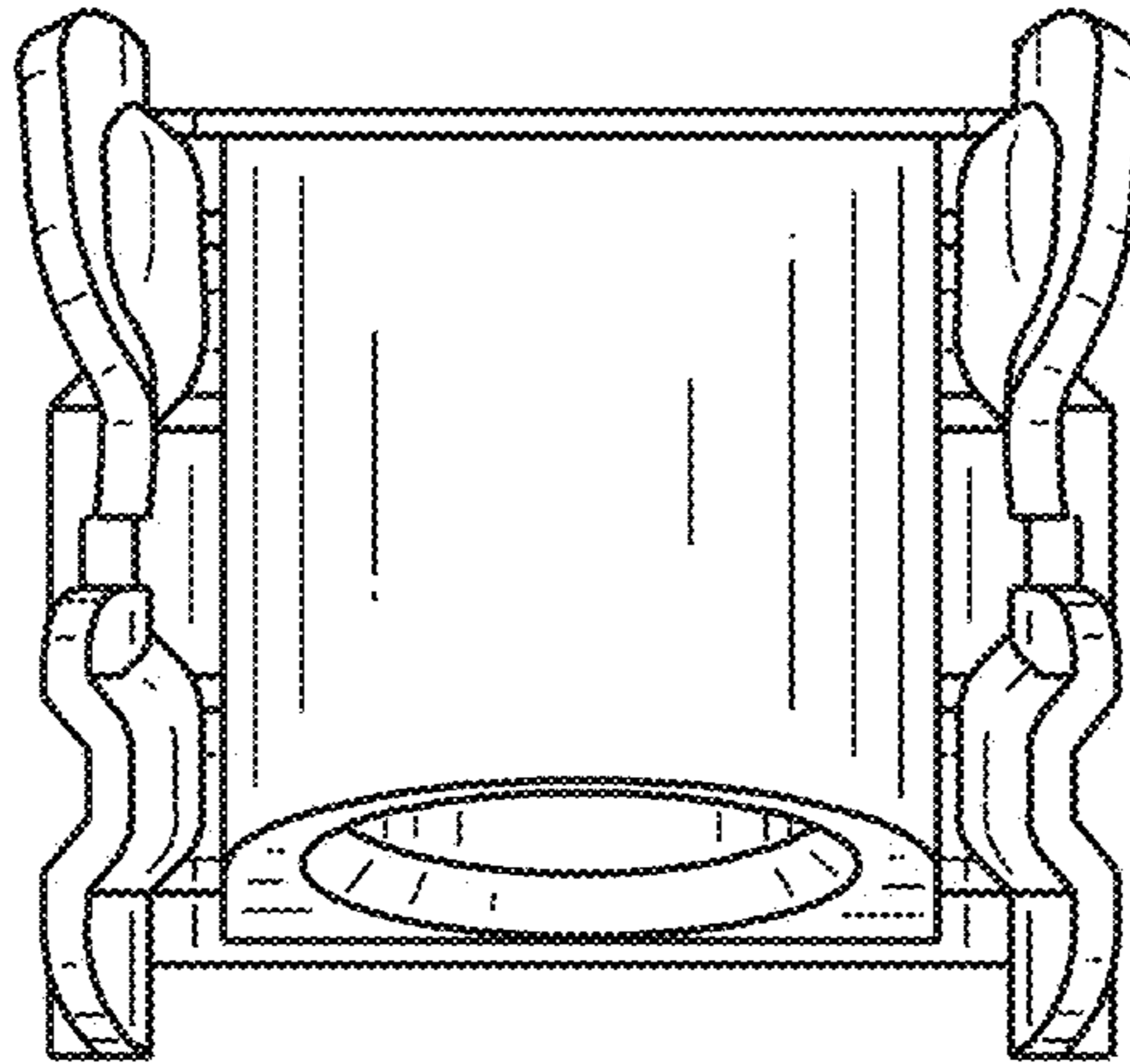


FIG. 6

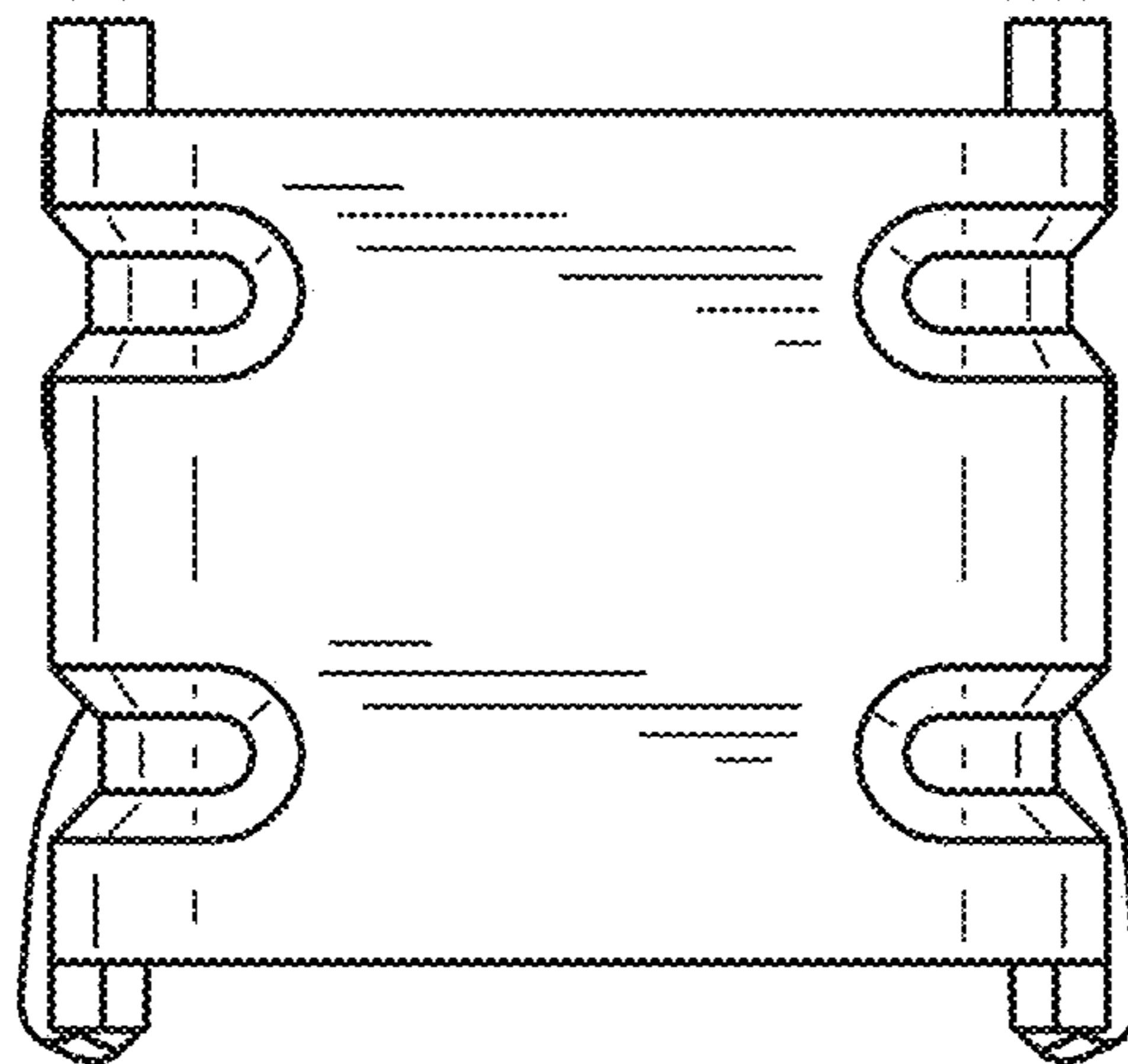


FIG. 7