



US00D749503S

(12) **United States Design Patent**
Ferguson et al.

(10) **Patent No.:** **US D749,503 S**

(45) **Date of Patent:** **** Feb. 16, 2016**

- (54) **ELECTRIC-VEHICLE CONNECTOR POST**
- (71) Applicant: **Tesla Motors, Inc.**, Palo Alto, CA (US)
- (72) Inventors: **Joshua Willard Ferguson**, Alameda, CA (US); **Franz Von Holzhausen**, Malibu, CA (US); **Javier Verdura**, Rancho Palos Verdes, CA (US); **Radu I Muntean**, Los Angeles, CA (US); **Patrick Grimm**, Santa Monica, CA (US)
- (73) Assignee: **Tesla Motors, Inc.**, Palo Alto, CA (US)
- (**) Term: **15 Years**
- (21) Appl. No.: **29/531,975**
- (22) Filed: **Jun. 30, 2015**

Related U.S. Application Data

- (60) Division of application No. 29/493,815, filed on Jun. 13, 2014, now Pat. No. Des. 735,660, which is a continuation of application No. 14/120,414, filed on Dec. 17, 2013, now abandoned.
- (51) **LOC (10) Cl.** **13-02**
- (52) **U.S. Cl.**
USPC **D13/107**
- (58) **Field of Classification Search**
USPC D13/107-110, 118-119, 184, 199;
D15/9; 320/103-115
CPC Y02E 60/12; Y02T 90/14; Y02T 90/122;
Y02T 90/128; Y02T 90/163; Y02T 10/7005;
Y02T 10/705; Y02T 10/7088; H02J 3/32;
H02J 3/008; H02J 7/025; H02J 7/0013;
H02J 7/0027; H02J 7/0034; H02J 7/0042;
H02J 7/0044; H02J 7/0045; H02J 7/0054;
H02J 7/1423; H02J 7/0003; H02J 2001/006;
H02J 2001/008; H01F 38/14; H01R 13/6675;
H01M 2/1022; H01M 2/1055; H01M 10/44;
H01M 10/46; H01M 10/425; B60L 11/182;
B60L 11/1809; B60L 11/1861; B60R 16/03
See application file for complete search history.

(56) **References Cited**

U.S. PATENT DOCUMENTS

D107,959 S	*	1/1938	Kropp	D15/9
D608,731 S		1/2010	Amit	
D654,860 S		2/2012	Holthusen	
D654,861 S		2/2012	Holthusen	
D659,635 S		5/2012	Hou et al.	
D664,918 S		8/2012	Brandys et al.	
D669,026 S		10/2012	Oda et al.	
D669,428 S		10/2012	Li et al.	
D672,714 S		12/2012	Brandys et al.	
D674,334 S		1/2013	Cutter et al.	
D674,335 S		1/2013	Yamashita et al.	
D683,306 S		5/2013	Lecoanet et al.	
D683,307 S		5/2013	Lecoanet et al.	
D683,308 S		5/2013	Lecoanet et al.	
D683,697 S		6/2013	Lecoanet et al.	
D708,572 S		7/2014	Hou et al.	

(Continued)

Primary Examiner — Rosemary K Tarcza

(74) *Attorney, Agent, or Firm* — J. Richard Soderberg

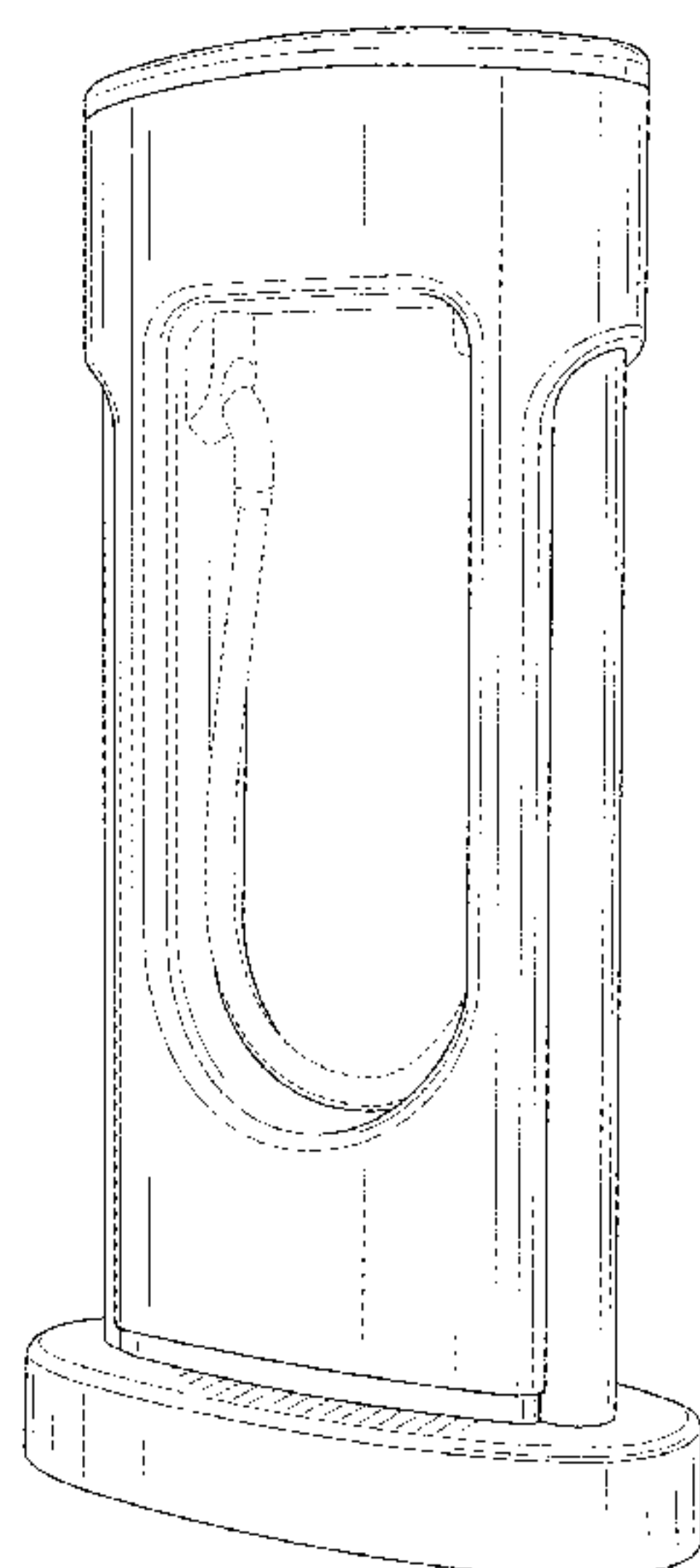
(57) **CLAIM**

The ornamental design for an electric-vehicle connector post, substantially as shown and described.

DESCRIPTION

FIG. 1 shows a perspective view of an electric-vehicle connector post.
 FIG. 2 is a front view thereof.
 FIG. 3 is a top view thereof.
 FIG. 4 is a side view of one side thereof, the other side being a mirror image; and,
 FIG. 5 is a rear view thereof.
 The broken lines are for illustrative purposes and form no part of the claimed design.

1 Claim, 5 Drawing Sheets



(56)

References Cited

U.S. PATENT DOCUMENTS

D708,573 S 7/2014 Gieniec et al.
D708,574 S 7/2014 Gieniec et al.
D709,827 S 7/2014 Kang et al.
D712,349 S 9/2014 Ahlgren
D720,285 S 12/2014 Gilomen

D735,660 S * 8/2015 Ferguson D13/107
2008/0297108 A1 12/2008 Le Gars
2013/0181674 A1 7/2013 Tremblay et al.
2013/0207606 A1 8/2013 Ranga et al.
2013/0335021 A1 12/2013 Meier
2014/0160280 A1 6/2014 Rodriguez et al.
2014/0266017 A1 9/2014 Hamada et al.

* cited by examiner

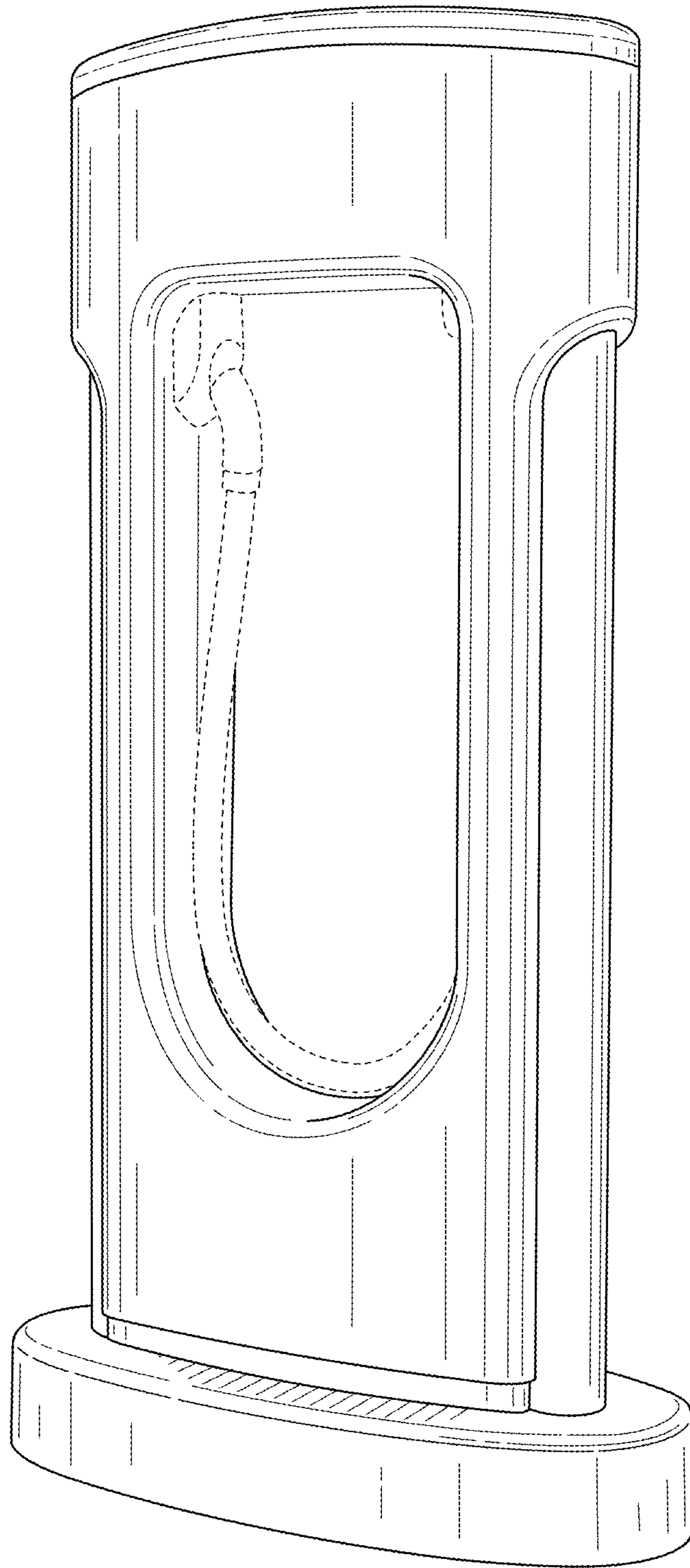


FIG. 1

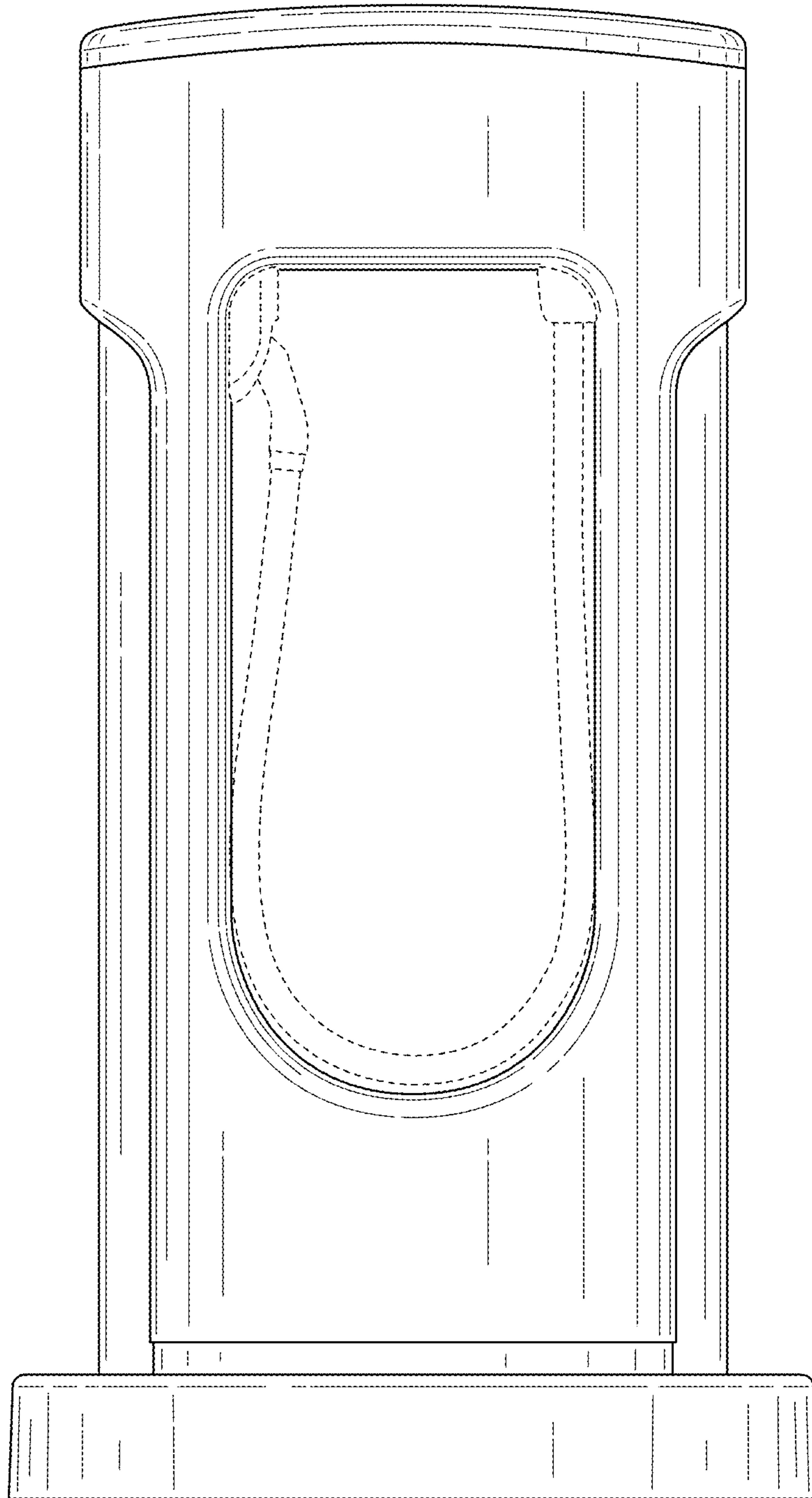


FIG. 2

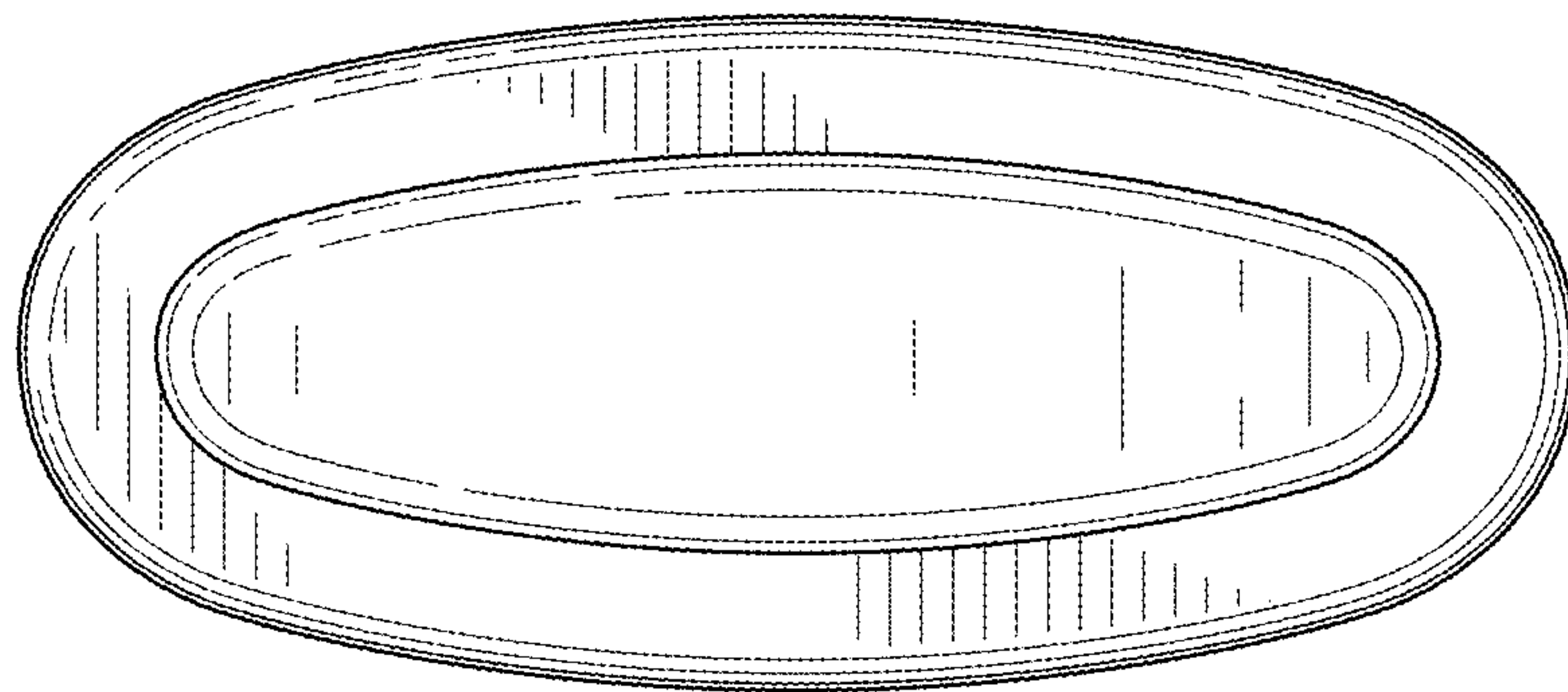


FIG. 3

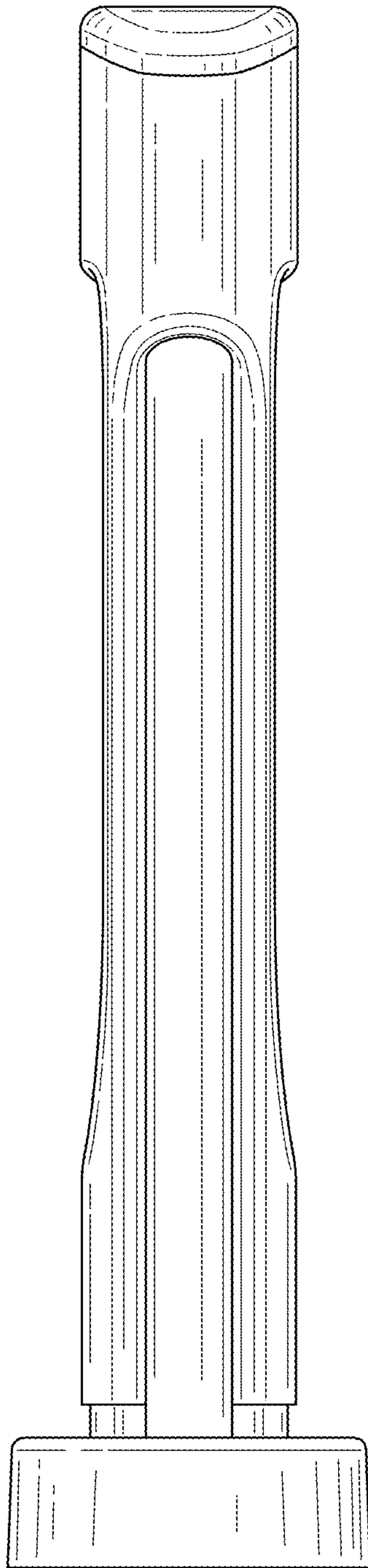


FIG. 4

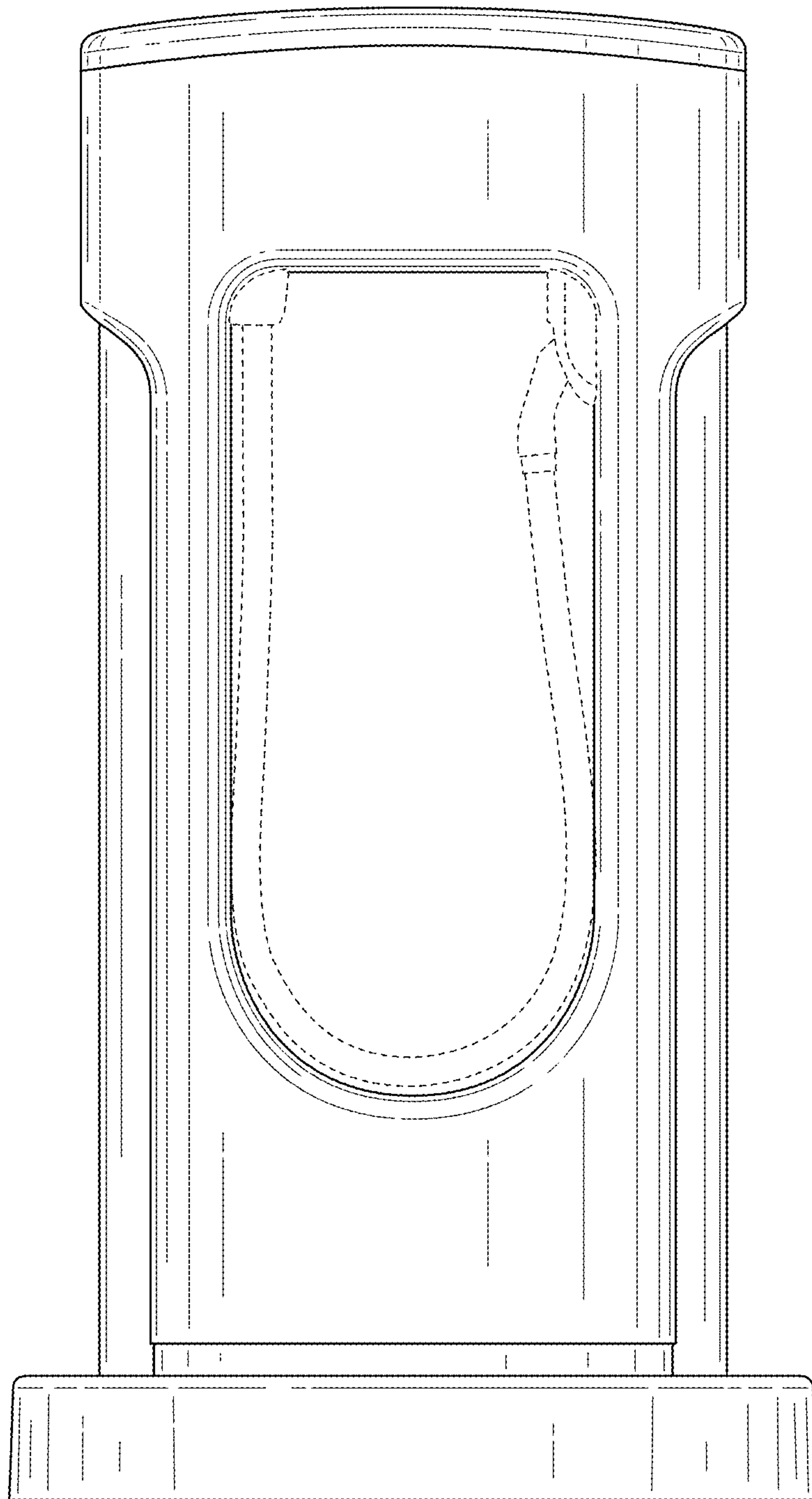


FIG. 5