



US00D749497S

(12) **United States Design Patent**
Lamb

(10) **Patent No.:** **US D749,497 S**
(45) **Date of Patent:** **** Feb. 16, 2016**

(54) **TIRE**

(71) Applicant: **CONTINENTAL REIFEN DEUTSCHLAND GMBH**, Hannover (DE)

(72) Inventor: **Matthew Lamb**, Waxhaw, NC (US)

(73) Assignee: **Continental Reifen Deutschland GmbH**, Hannover (DE)

(**) Term: **14 Years**

(21) Appl. No.: **29/486,057**

(22) Filed: **Mar. 26, 2014**

(30) **Foreign Application Priority Data**

Sep. 26, 2013 (EP) 002315770

(51) **LOC (10) Cl.** **12-15**

(52) **U.S. Cl.**
USPC **D12/601**

(58) **Field of Classification Search**
USPC D12/568-603
CPC B60C 11/0306; B60C 11/04; B60C 11/12;
B60C 11/13; B60C 11/11; B60C 11/005;
B60C 11/1307; B60C 1/0016; B60C
2011/1213

See application file for complete search history.

(56) **References Cited**

U.S. PATENT DOCUMENTS

D595,642 S *	7/2009	Fontaine	D12/582
D602,854 S *	10/2009	Hausz	D12/603
D645,808 S *	9/2011	Takemoto	D12/585
D730,814 S *	6/2015	Kato	D12/584
2006/0162831 A1 *	7/2006	Ishida	B60C 11/0302 152/209.18

* cited by examiner

Primary Examiner — George D Kirschbaum

Assistant Examiner — Jennifer Watkins

(74) *Attorney, Agent, or Firm* — Laurence A. Greenberg;
Werner H. Stemer; Ralph E. Locher

(57) **CLAIM**

The ornamental design for a tire, as shown and described.

DESCRIPTION

FIG. 1 is a front view of a tire, showing my new design;
FIG. 2 is a perspective view thereof;
FIG. 3 is an enlarged partial front view thereof;
FIG. 4 is a left side view thereof; and,
FIG. 5 is a right side view thereof.

1 Claim, 5 Drawing Sheets






FIG. 1



FIG. 2



FIG. 3




FIG. 4




FIG. 5