



US00D749477S

(12) **United States Design Patent**
Dunlap, III

(10) **Patent No.:** **US D749,477 S**
(45) **Date of Patent:** **** Feb. 16, 2016**

(54) DISC BRAKE ROTOR PORTION	6,578,676 B1 *	6/2003	Lin	B60T 1/065 188/26
(71) Applicant: SRAM, LLC , Chicago, IL (US)	D501,437 S	2/2005	Okabe		
(72) Inventor: Charles Emmett Dunlap, III , Manitou Springs, CO (US)	6,880,683 B1 *	4/2005	Miles	F16D 65/128 188/218 XL
(73) Assignee: SRAM, LLC , Chicago, IL (US)	D521,428 S	5/2006	Campbell et al.		
(**) Term: 14 Years	D524,201 S *	7/2006	Okabe	D12/180
	D541,717 S *	5/2007	Chen	D12/180
	D602,412 S *	10/2009	Becocci	D12/180
	7,665,584 B2 *	2/2010	Hiroto	B60B 27/0052 188/18 A

* cited by examiner

(21) Appl. No.: **29/512,117**

(22) Filed: **Dec. 17, 2014**

(51) **LOC (10) Cl.** **12-16**

(52) **U.S. Cl.**
USPC **D12/180**

(58) **Field of Classification Search**
USPC D12/180, 123; 188/218 XL, 73.44,
188/73.31, 18 A, 218 R; D8/42, 356; D15/5;
D23/354; 74/577 R, 594.2; 477/96;
474/152, 78, 101, 160, 94, 112;
475/213
CPC F16H 55/12; F16D 65/12; F16D 3/50;
B60B 27/0052; C21D 6/002; B62L 1/00;
C23C 4/02
See application file for complete search history.

(56) **References Cited**

U.S. PATENT DOCUMENTS

6,283,257 B1 *	9/2001	Lee	F16D 65/12 188/218 XL
6,386,342 B1 *	5/2002	Tsuge	C21D 6/002 148/325

Primary Examiner — Ralf Seifert

(74) *Attorney, Agent, or Firm* — Milan Milosevic; Lisa Serdyski

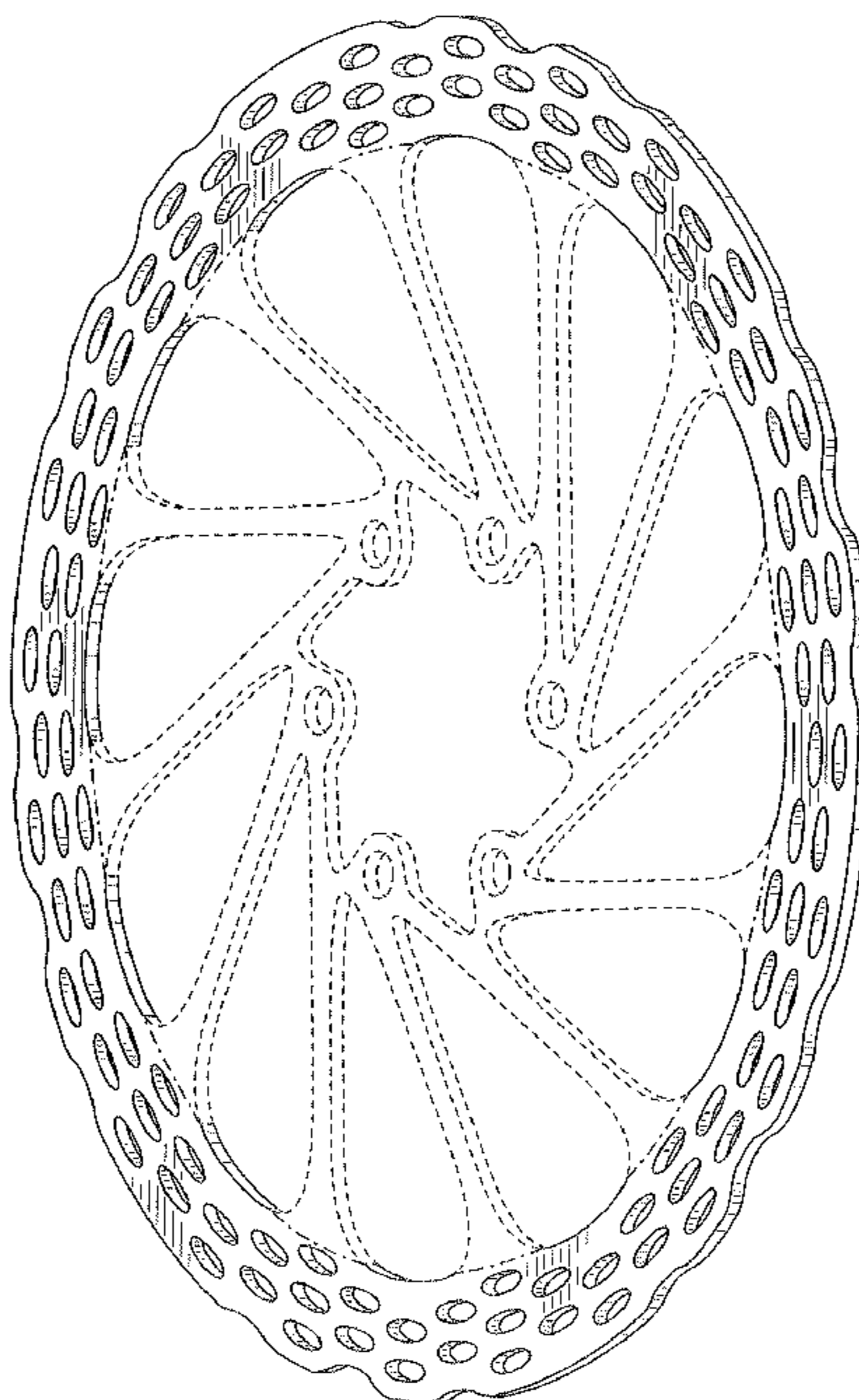
(57) **CLAIM**

I claim the ornamental design for a disc brake rotor portion, as shown and described.

DESCRIPTION

FIG. 1 is a perspective view of a first embodiment of a disc brake rotor portion showing my new design;
FIG. 2 is a front view of the disc brake rotor portion shown in FIG. 1, with the rear view being a mirror image;
FIG. 3 is a perspective view of a second embodiment of a disc brake rotor portion showing my new design; and,
FIG. 4 is a front view of the disc brake rotor portion shown in FIG. 3, with the rear view being a mirror image.
The portions of the disc brake portion shown in dot-dash lines define the boundary of the claimed design and form no part of the claimed design. The portions of the binder shown in dashed lines illustrate environment and form no part of the claimed design.

1 Claim, 4 Drawing Sheets



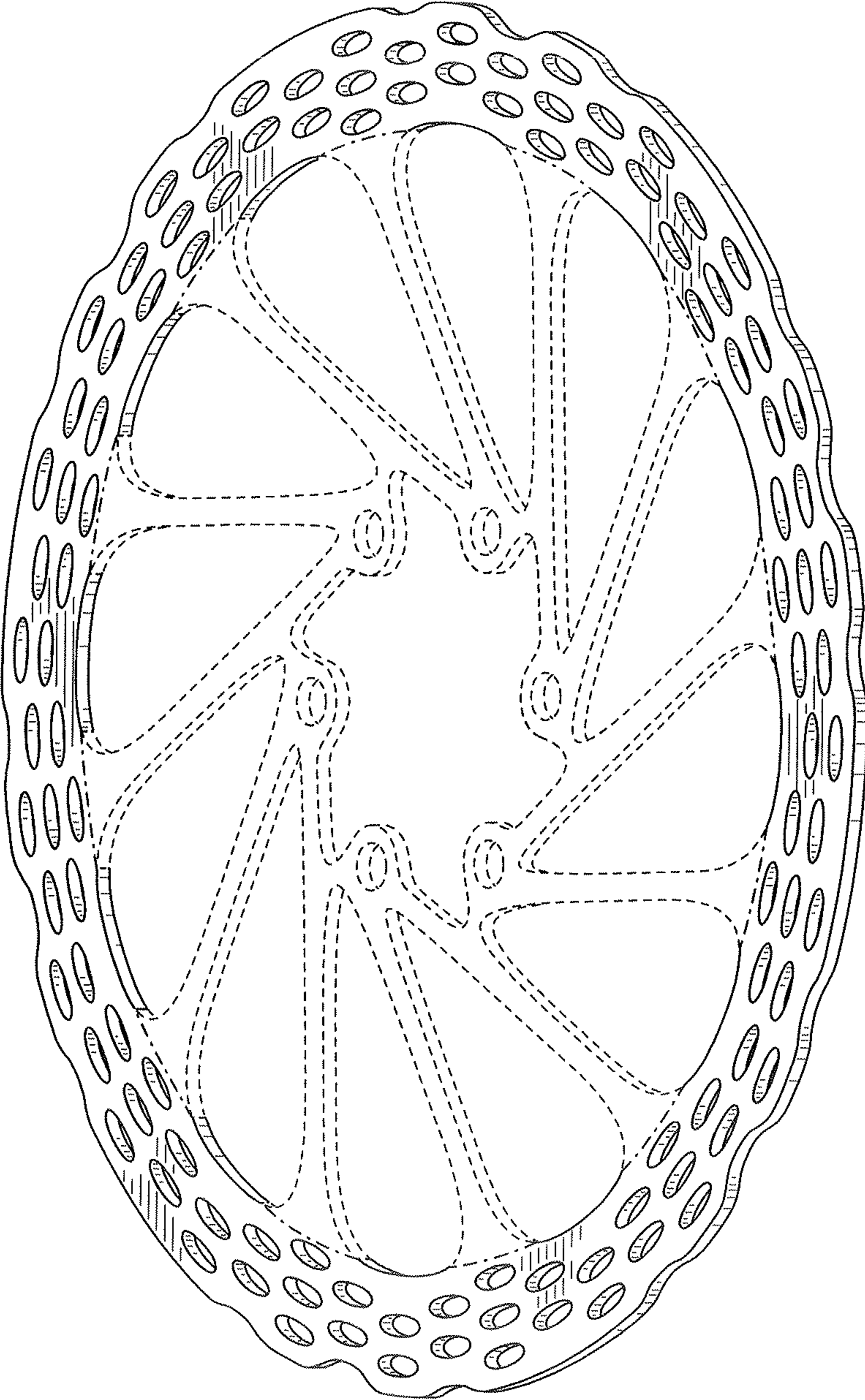


FIG. 1

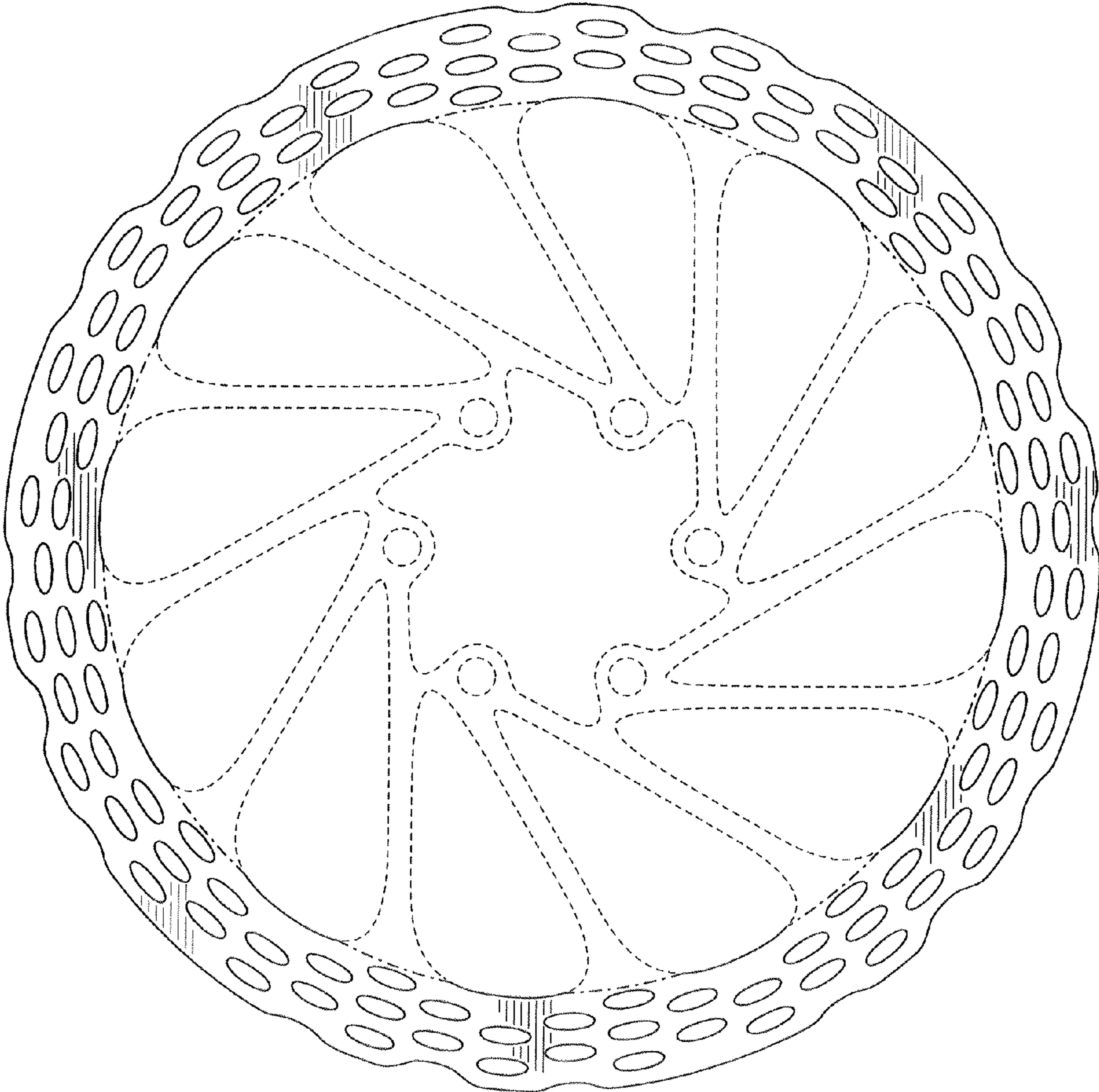


FIG. 2

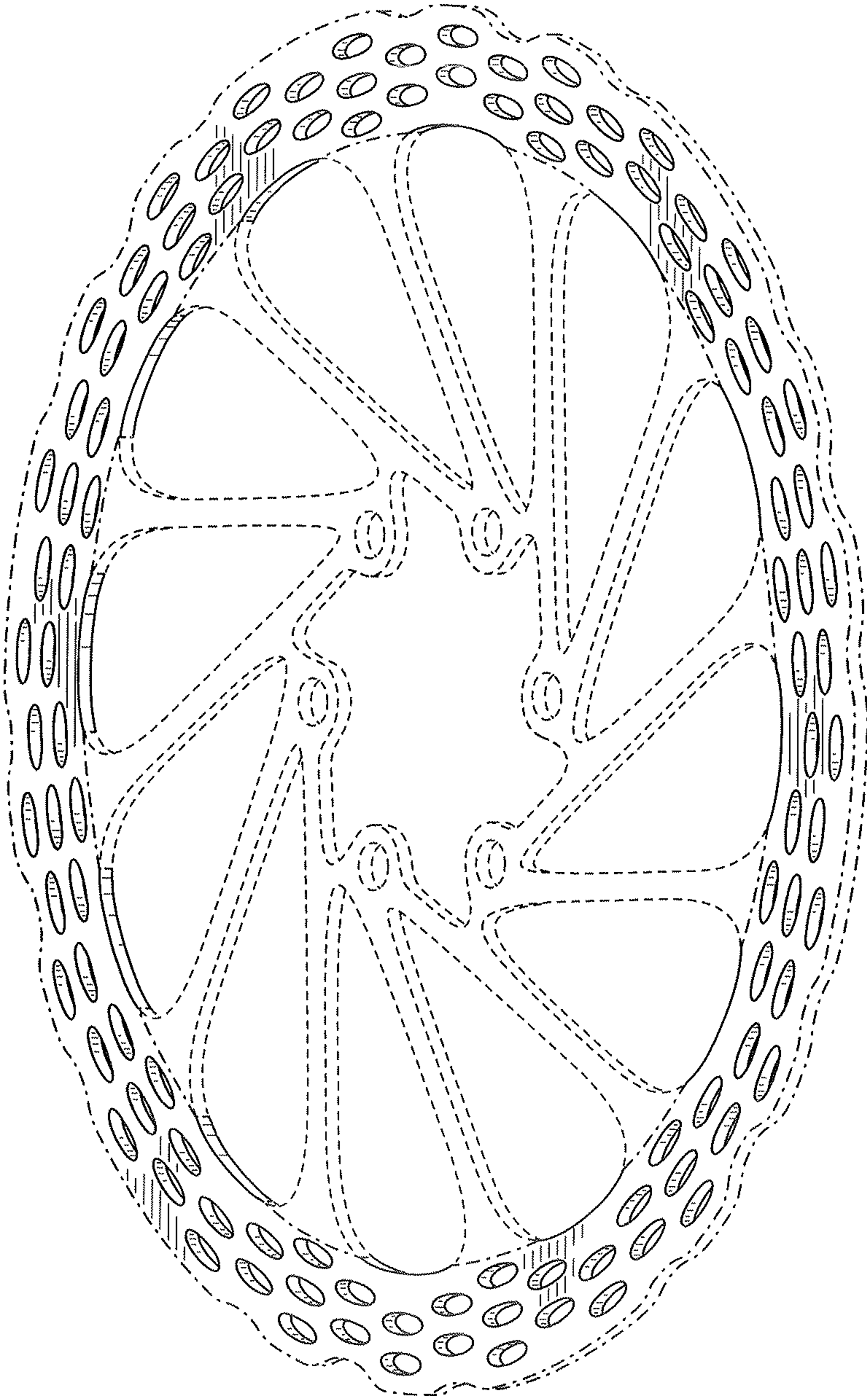


FIG. 3

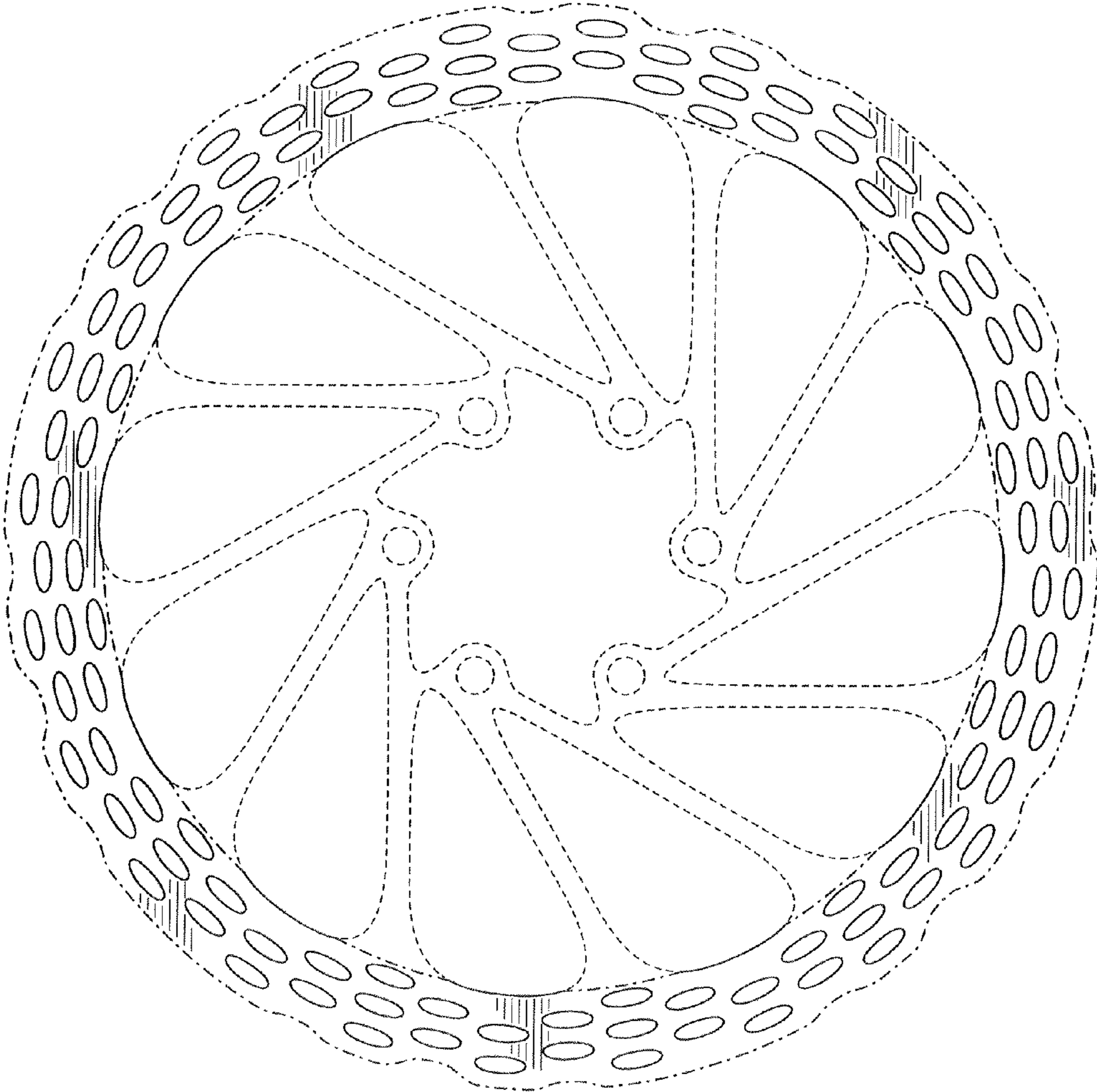


FIG. 4