



US00D749456S

(12) **United States Design Patent**
Gruosi

(10) **Patent No.:** **US D749,456 S**

(45) **Date of Patent:** **** Feb. 16, 2016**

(54) **EARRING**

(71) Applicant: **de Grisogono S.A.**, Plan-les-Ouates (CH)

(72) Inventor: **Fawaz Gruosi**, Prangins (CH)

(73) Assignee: **DE GRISOGONO S.A.**, Plan-les-Ouates (CH)

(**) Term: **14 Years**

(21) Appl. No.: **29/503,149**

(22) Filed: **Sep. 23, 2014**

(30) **Foreign Application Priority Data**

Mar. 25, 2014 (CH) 140645

(51) **LOC (10) Cl.** **11-01**

(52) **U.S. Cl.**
USPC **D11/43**

(58) **Field of Classification Search**

USPC D11/1, 2, 40-48, 79, 80, 81, 86, 87, 88,
D11/91, 92, 96, 84, 63, 67; 63/12, 13, 1.11,
63/1.16, 26, 27, 28, 29.1, 29.2, 35, 40
CPC A44C 7/00; A44C 7/002; A44C 7/003;
A44C 7/004; A44C 7/005; A44C 7/006;
A44C 7/007; A44C 7/008; A44C 9/0084;
A44C 15/001; A44C 15/005; A44C 25/00;
A44C 25/001; A44C 25/007; A44C 5/0038;
A44C 5/02

See application file for complete search history.

(56) **References Cited**

U.S. PATENT DOCUMENTS

D256,003 S * 7/1980 Barr D11/75
D301,316 S * 5/1989 Yoshida D11/79
5,020,339 A * 6/1991 Cardena' 63/13
D485,204 S * 1/2004 Sandberg D11/43
D542,696 S * 5/2007 Cilluffo D11/40

D570,240 S * 6/2008 Gruosi-Scheufele D11/79
D603,289 S * 11/2009 Lebail D11/43
D608,237 S * 1/2010 Gruosi D11/79
D625,640 S * 10/2010 Sivriere D11/1
D630,967 S * 1/2011 Lebail D11/43
D631,385 S * 1/2011 Lebail D11/43
D636,696 S * 4/2011 Lebail D11/43
D637,103 S * 5/2011 Lebail D11/43
D659,047 S * 5/2012 Papadimitriou D11/79
D689,392 S * 9/2013 Parvex D11/43
D703,577 S * 4/2014 Cipolla D11/93
8,910,496 B2 * 12/2014 Monahan A44C 7/002
63/12
D720,647 S * 1/2015 Kwon D11/43

OTHER PUBLICATIONS

[Online] http://www.elitetraveler.com/wp-content/uploads/2014/05/CateneBO11231_04.jpg. Retrieved Dec. 14, 2014.*

[Online] http://pics.zoara.net/images/products/large/827_linked_hoop_dangle_earrings_top.jpg. Retrieved Dec. 14, 2014.*

* cited by examiner

Primary Examiner — Cathron Brooks

Assistant Examiner — Melanie Pellegrini

(74) *Attorney, Agent, or Firm* — Venjuris P.C.

(57) **CLAIM**

The ornamental design for an earring, as shown and described.

DESCRIPTION

FIG. 1 is a perspective view of an earring;

FIG. 2 is a front view of the earring;

FIG. 3 is a rear view of the earring;

FIG. 4 is a bottom view of the earring;

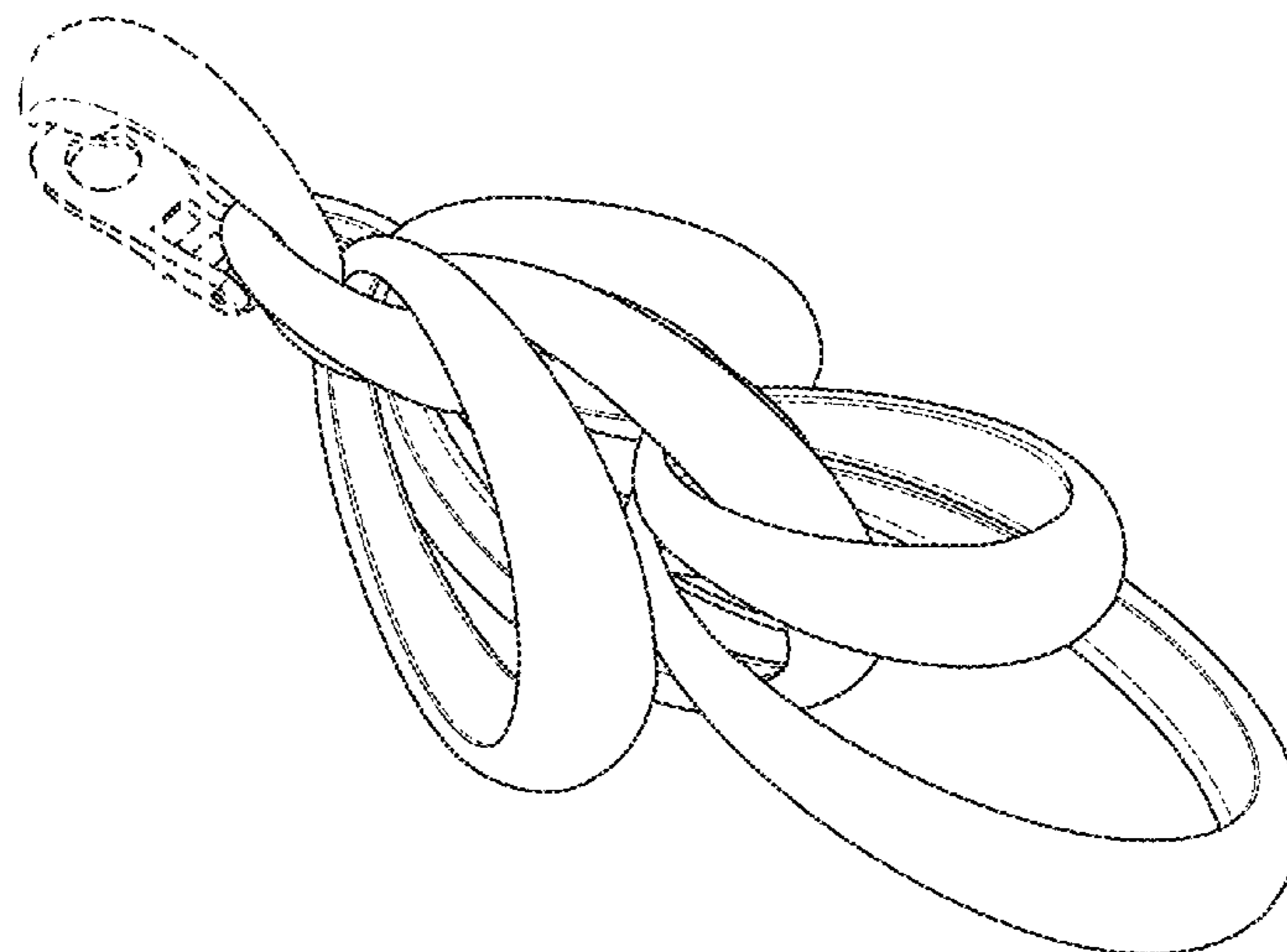
FIG. 5 is a top view of the earring;

FIG. 6 is a side view of the earring; and,

FIG. 7 is an alternate side view of the earring.

The broken lines shown in the drawings illustrate portions of the earring that form no part of the claimed design.

1 Claim, 7 Drawing Sheets



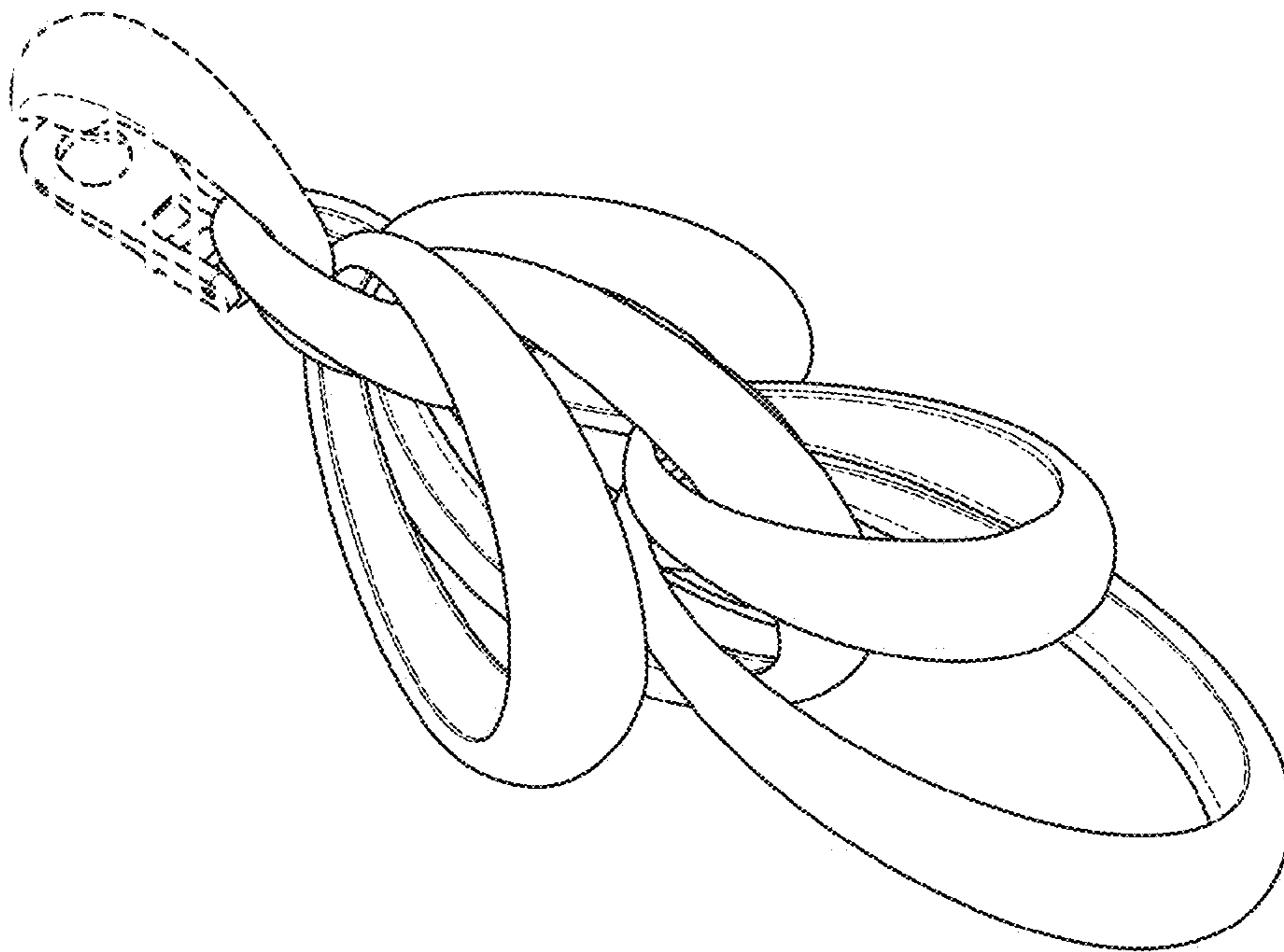


FIG. 1

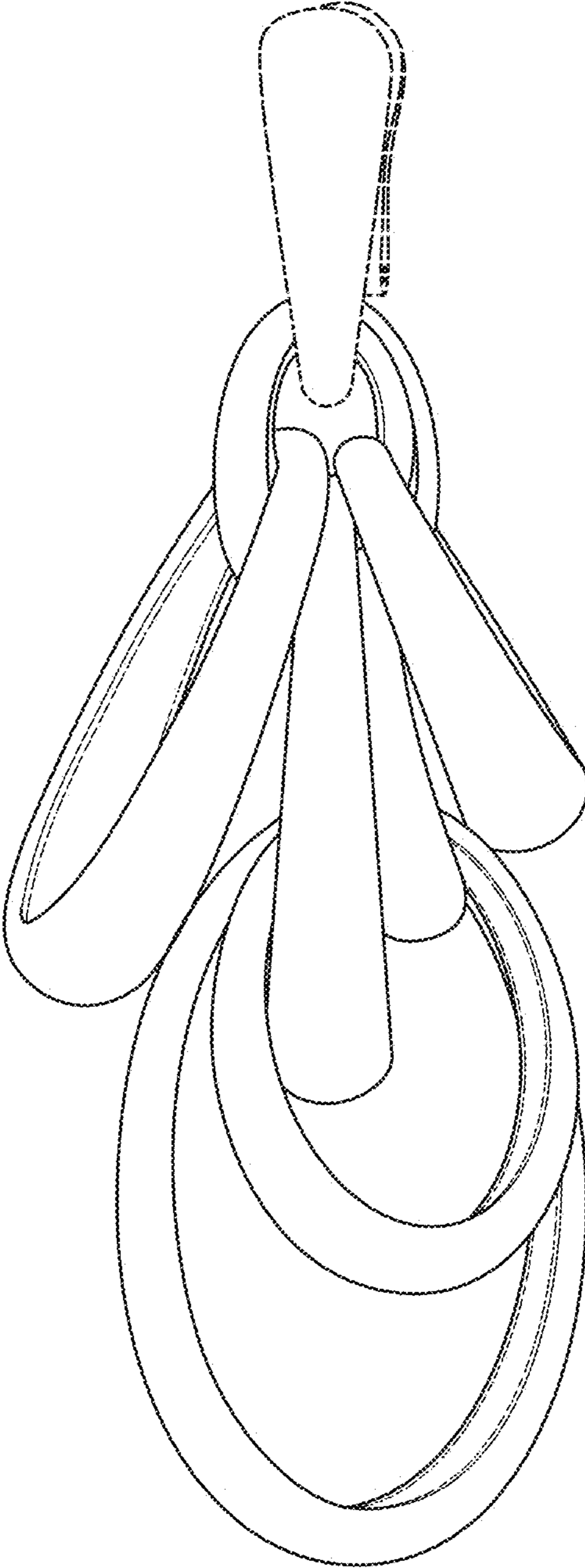


FIG. 2

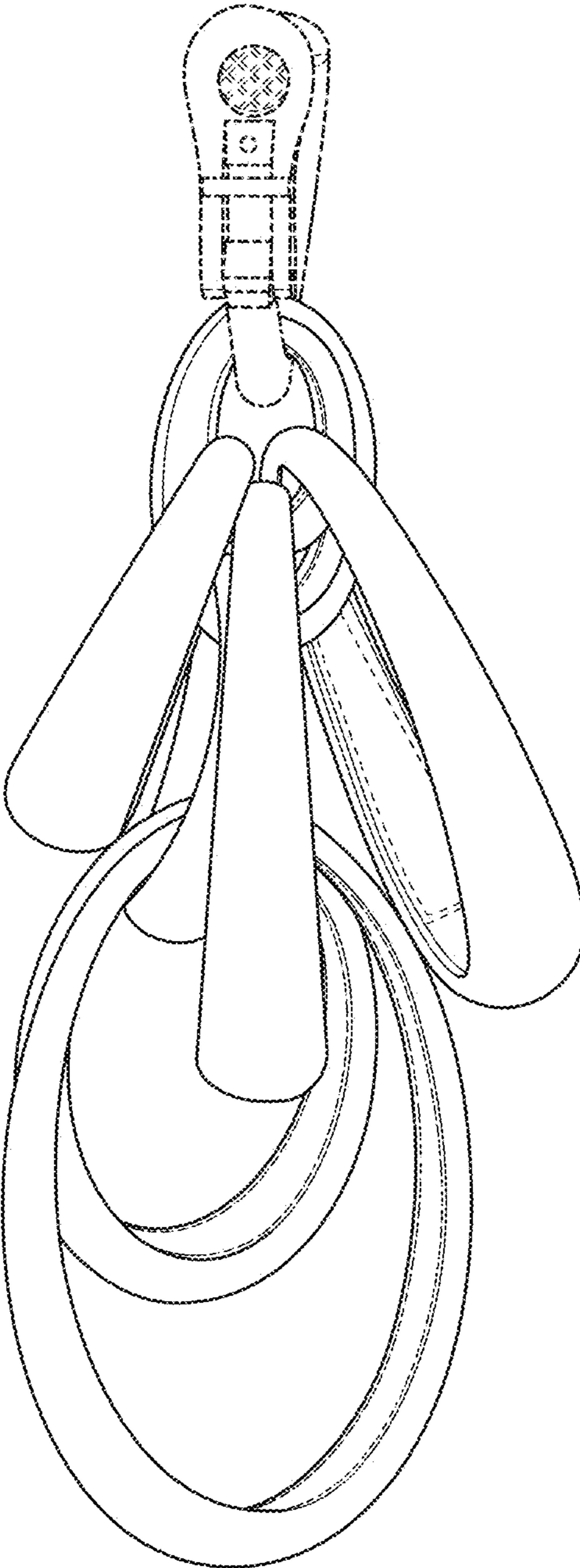


FIG. 3

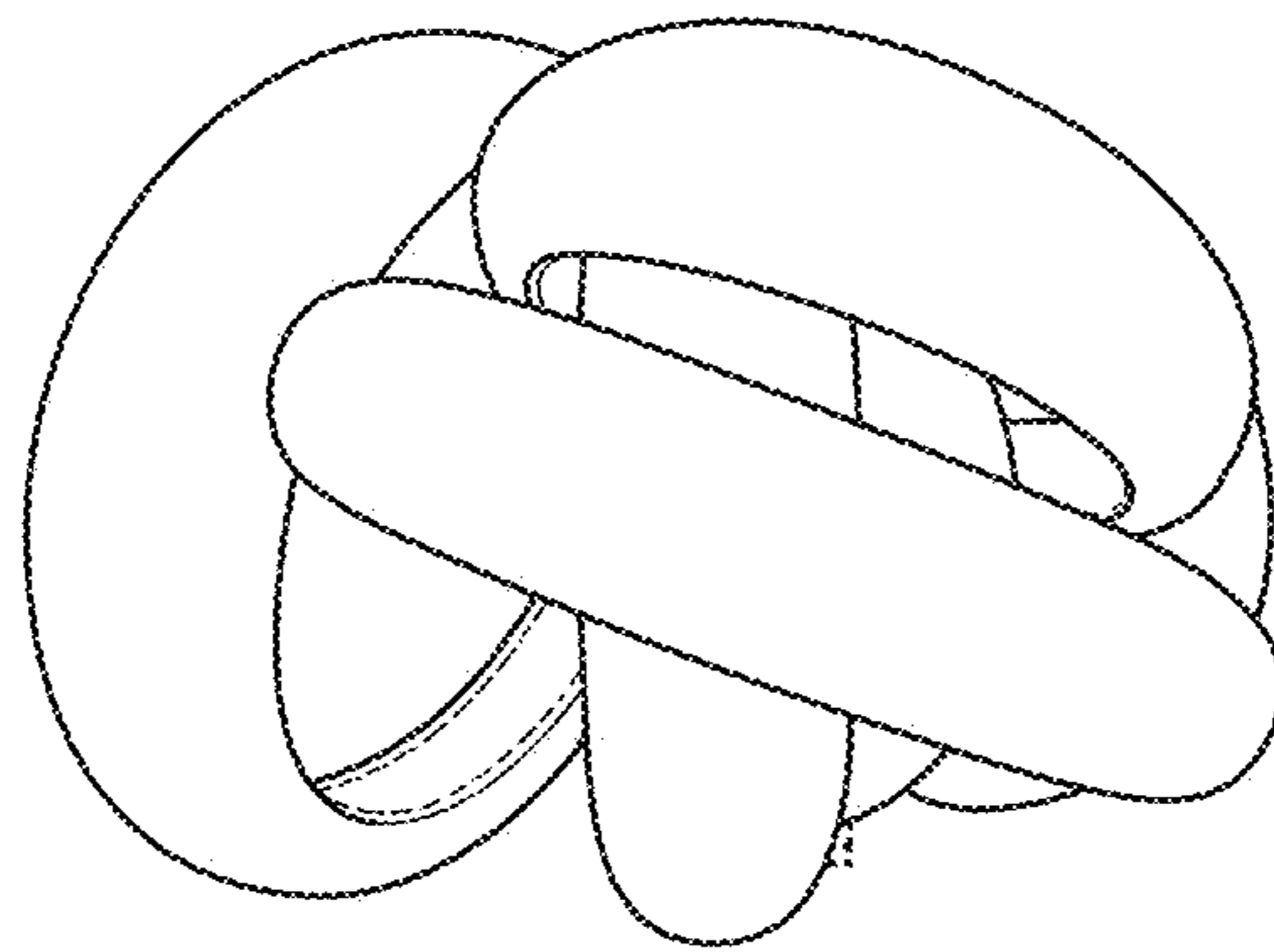


FIG. 4

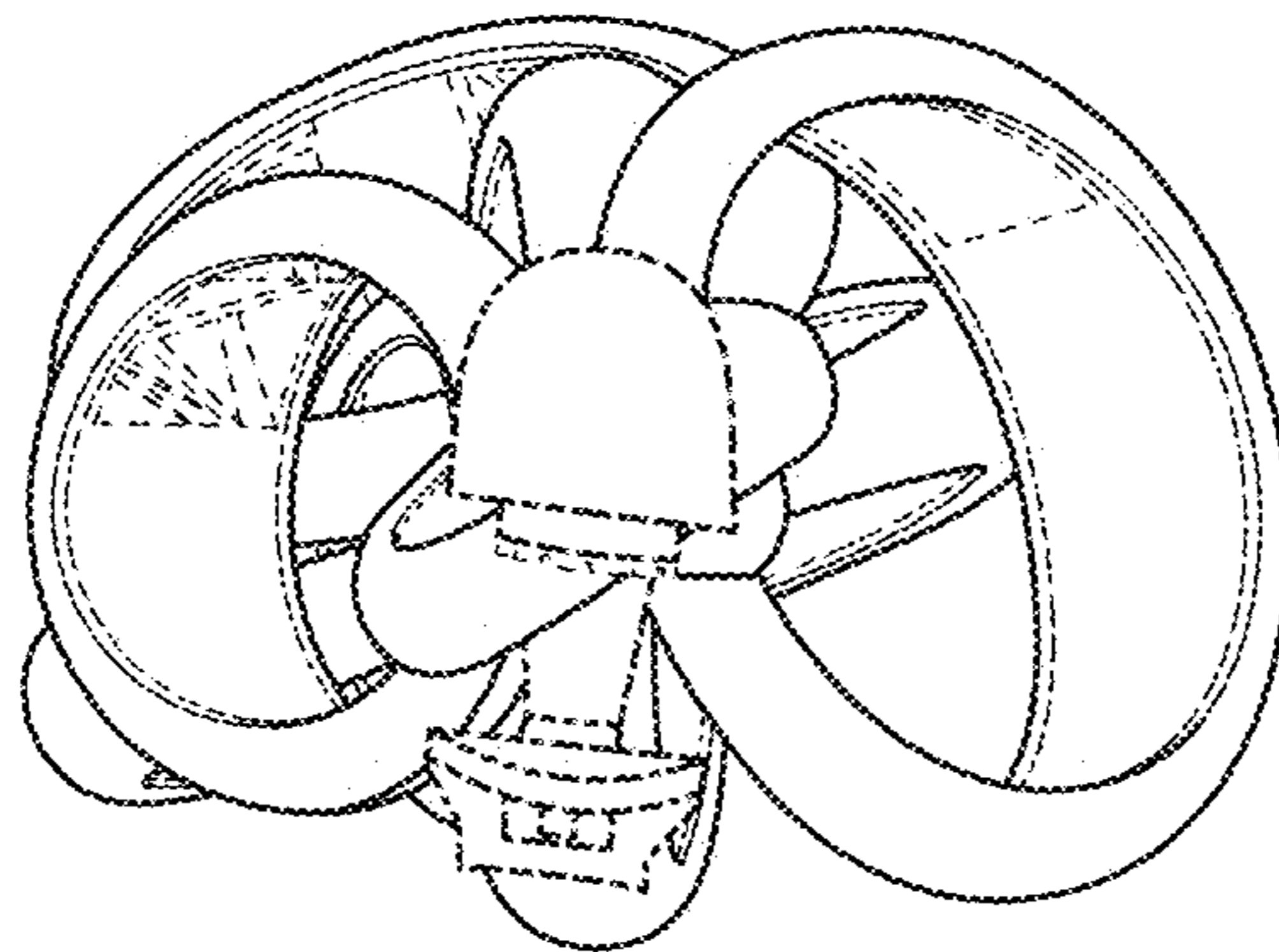


FIG. 5

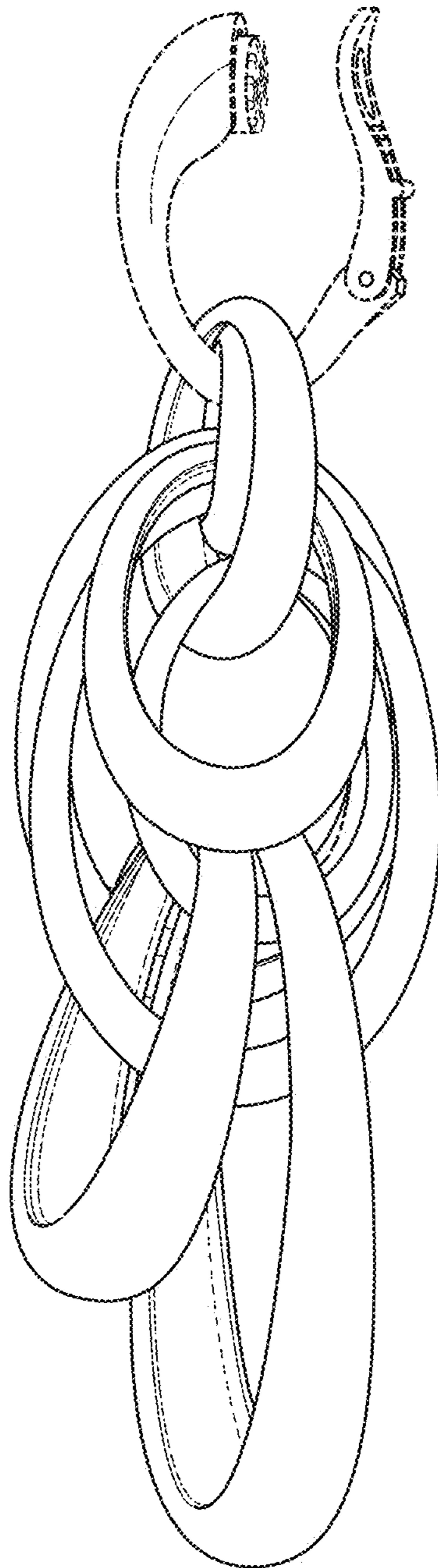


FIG. 6

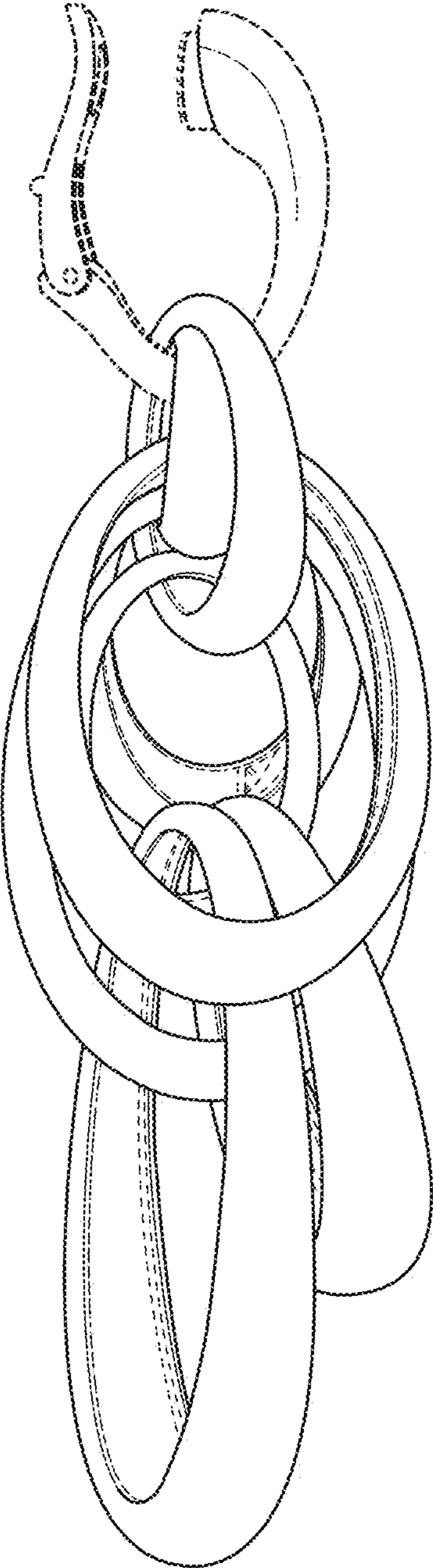


FIG. 7