



US00D749455S

(12) **United States Design Patent**
Aranbayev

(10) **Patent No.:** **US D749,455 S**

(45) **Date of Patent:** **** Feb. 16, 2016**

(54) **RING**

(71) Applicant: **Boris Aranbayev**, Forest Hills, NY (US)

(72) Inventor: **Boris Aranbayev**, Forest Hills, NY (US)

(**) Term: **14 Years**

(21) Appl. No.: **29/492,197**

(22) Filed: **May 29, 2014**

(51) **LOC (10) Cl.** **11-01**

(52) **U.S. Cl.**
USPC **D11/39**

(58) **Field of Classification Search**

USPC D11/1-40, 46, 48, 138, 184;
63/1.11-1.17, 3, 3.1, 3.2, 4, 5.1, 5.2,
63/6-11, 15, 15.1, 15.2, 15.3, 15.4, 15.45,
63/15.5, 15.6, 15.65, 15.7, 15.8, 15.9, 21,
63/22, 24-27, 32, 33, 38; D8/18, 33, 38,
D8/42, 331, 335, 382, 397, 398; D7/354,
D7/358, 391, 633; D5/53, 54; D12/502,
D12/505-567
CPC A44C 9/00; A44C 27/00; A44C 17/02;
A44C 17/04; A44C 5/00; A44C 5/12; A44C
15/002; A44C 17/00; A44C 25/002; A44C
25/008

See application file for complete search history.

(56) **References Cited**

U.S. PATENT DOCUMENTS

D44,516	S	*	8/1913	Bowden et al.	D11/38
D49,635	S	*	9/1916	Wellman	D26/149
2,121,201	A	*	6/1938	Joyce	63/15
3,890,678	A	*	6/1975	Leonard, Jr.	63/8
D269,174	S	*	5/1983	Ingley et al.	D12/545
D326,633	S	*	6/1992	Buck et al.	D12/535
D415,722	S	*	10/1999	Weed et al.	D12/544
D451,423	S	*	12/2001	Ambar	D11/34
D501,609	S	*	2/2005	Wong et al.	D5/53
D582,340	S	*	12/2008	Shinkai	D12/524
D669,020	S	*	10/2012	Sloan et al.	D12/536
D712,818	S	*	9/2014	Kang	D12/512
2011/0247362	A1	*	10/2011	Liu	63/26

* cited by examiner

Primary Examiner — Cynthia Ramirez

Assistant Examiner — Llorellys Martinez-Rivera

(74) *Attorney, Agent, or Firm* — Michael J. Feigin, Esq.;
Feigin & Associates, LLC

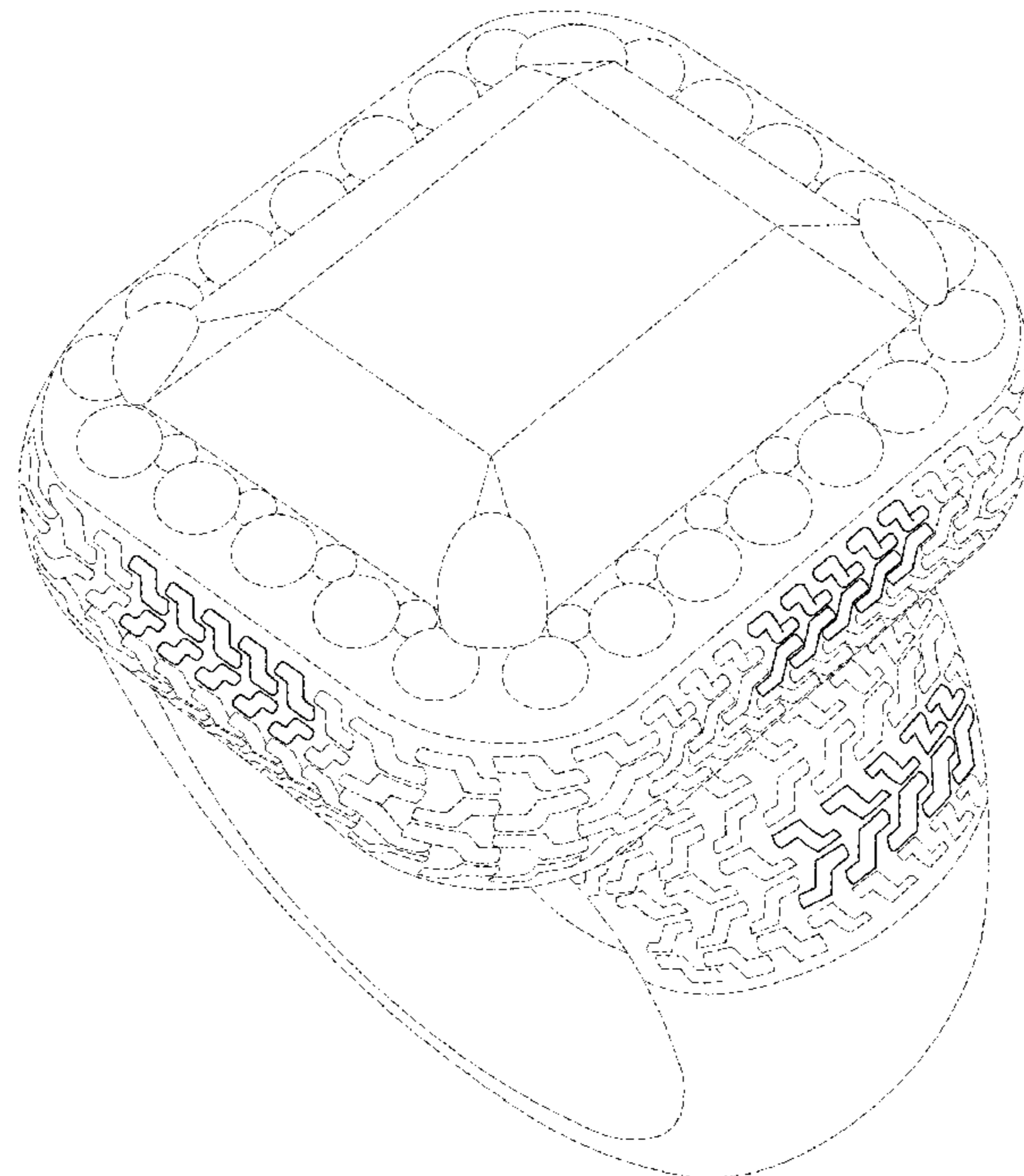
(57) **CLAIM**

The ornamental design for a ring, as shown and described.

DESCRIPTION

FIG. 1 is a top perspective view of a ring showing our new design;
FIG. 2 is a left side elevation view thereof, the right side elevation view being a mirror image thereof; and,
FIG. 3 is a front elevation view thereof.
The broken lines shown in FIGS. 1 through 3 illustrate portions of the ring which form no part of the claimed design.

1 Claim, 3 Drawing Sheets



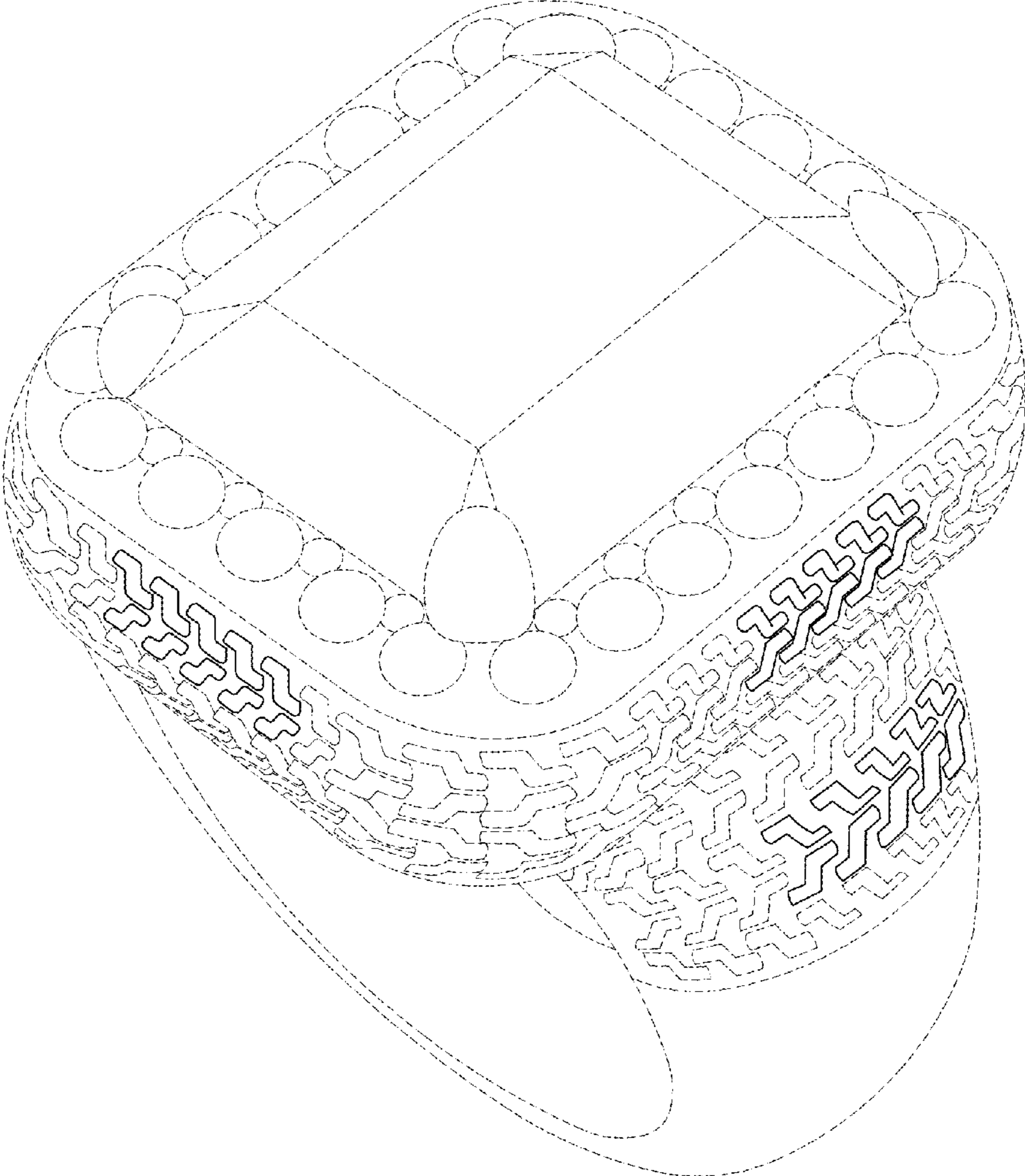


FIG. 1

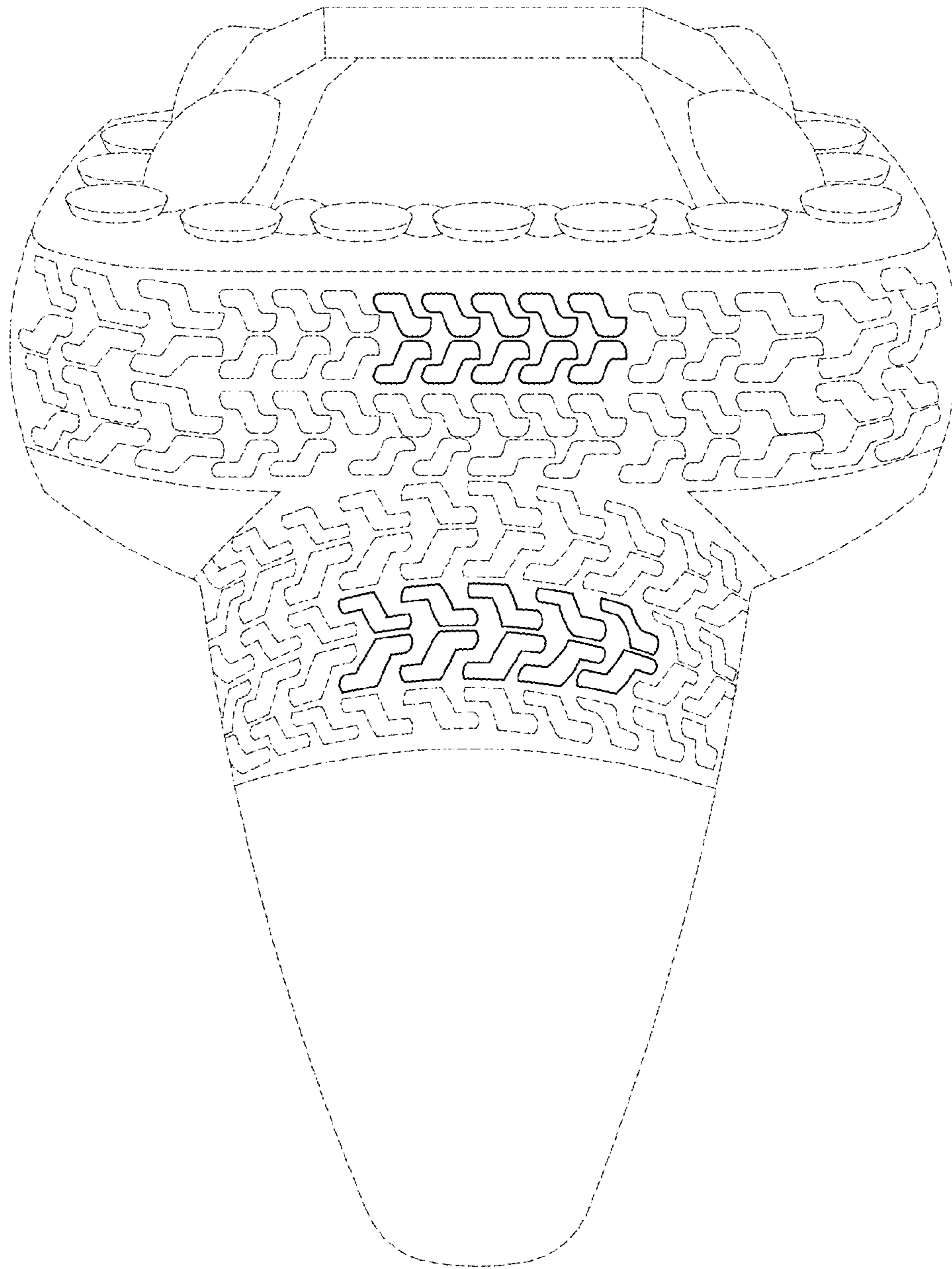


FIG. 2

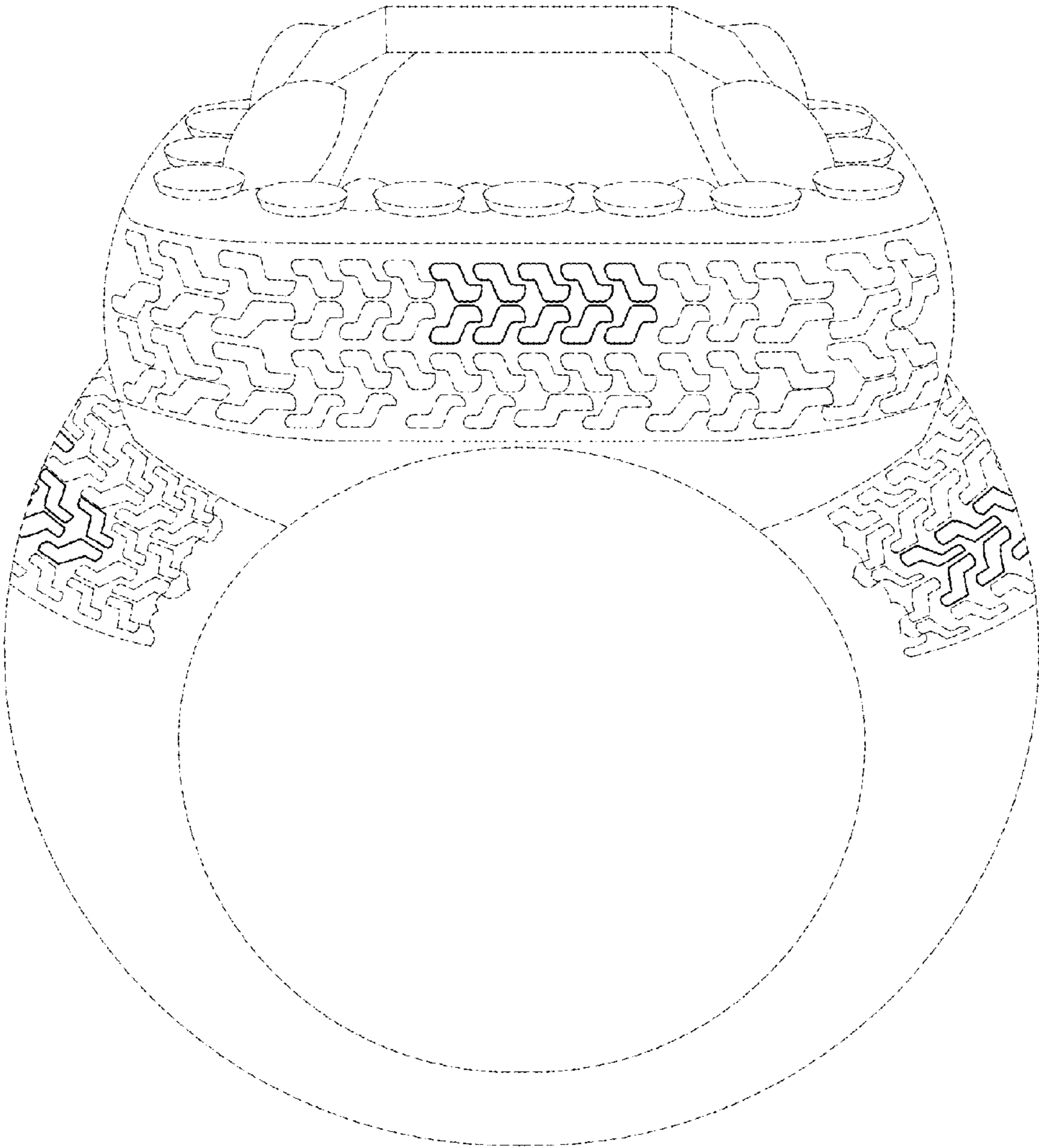


FIG. 3