



US00D749451S

(12) **United States Design Patent**  
**Yatsugi-Kang**

(10) **Patent No.:** **US D749,451 S**  
(45) **Date of Patent:** **\*\* Feb. 16, 2016**

- (54) **NECKLACE**
- (71) Applicant: **HARRY WINSTON SA,**  
Plan-les-Ouates (CH)
- (72) Inventor: **Rie Yatsugi-Kang,** Cresskill, NJ (US)
- (73) Assignee: **HARRY WINSTON SA,**  
Plan-les-Ouates (CH)
- (\*\*) Term: **14 Years**
- (21) Appl. No.: **29/510,009**
- (22) Filed: **Nov. 24, 2014**

D149,215 S *	4/1948	Philippe .....	D11/7
D157,526 S *	2/1950	Philippe .....	D11/8
D163,198 S *	5/1951	Katz .....	D11/7
D169,854 S *	6/1953	Katz .....	D11/7
D170,211 S *	8/1953	Philippe .....	D11/10
D170,985 S *	12/1953	Katz .....	D11/7
D280,713 S *	9/1985	Moses .....	D11/79
D561,634 S *	2/2008	Karachi-Langane .....	D11/84
D564,391 S *	3/2008	Karachi-Langane .....	D11/84
D580,811 S *	11/2008	Bulgari .....	D11/16
D706,160 S *	6/2014	Pugnet .....	D11/13
D719,475 S *	12/2014	Wempe .....	D11/16
2012/0118014 A1 *	5/2012	King .....	A44C 25/001 63/1.13

- (30) **Foreign Application Priority Data**  
May 22, 2014 (WO) ..... DM/083 634
- (51) **LOC (10) Cl.** ..... **11-01**
- (52) **U.S. Cl.**  
USPC ..... **D11/7**
- (58) **Field of Classification Search**  
USPC ..... D11/1-25, 43, 44, 79-84, 91, 92  
CPC ..... A44C 5/00; A44C 1/00; A44C 7/002;  
A44C 11/00; A44C 11/007; A44C 23/00;  
A44C 25/00; A44C 25/001; A44C 25/007;  
A44C 17/02; A44C 17/0241; A44C 17/0266;  
A44C 17/0275  
See application file for complete search history.

\* cited by examiner

*Primary Examiner* — Cathron Brooks  
*Assistant Examiner* — Melanie Pellegrini  
(74) *Attorney, Agent, or Firm* — Donald J. Ranft; Kristen A. Mogavero; Collen IP

- (56) **References Cited**  
U.S. PATENT DOCUMENTS  
1,567,021 A \* 12/1925 Detlefsen ..... A44C 11/002  
235/123  
D85,153 S \* 9/1931 Bergman ..... D11/7

(57) **CLAIM**  
The ornamental design for a necklace, as shown.

**DESCRIPTION**  
FIG. 1 is a front perspective view of a necklace showing my new design;  
FIG. 2 is a rear perspective view thereof;  
FIG. 3 is a top perspective view thereof;  
FIG. 4 is a bottom perspective view thereof;  
FIG. 5 is a front view thereof;  
FIG. 6 is a rear view thereof;  
FIG. 7 is a left side view thereof;  
FIG. 8 is a right side view thereof;  
FIG. 9 is a top view thereof; and,  
FIG. 10 is a bottom view thereof.

**1 Claim, 8 Drawing Sheets**





FIG. 1



FIG. 2



FIG. 3

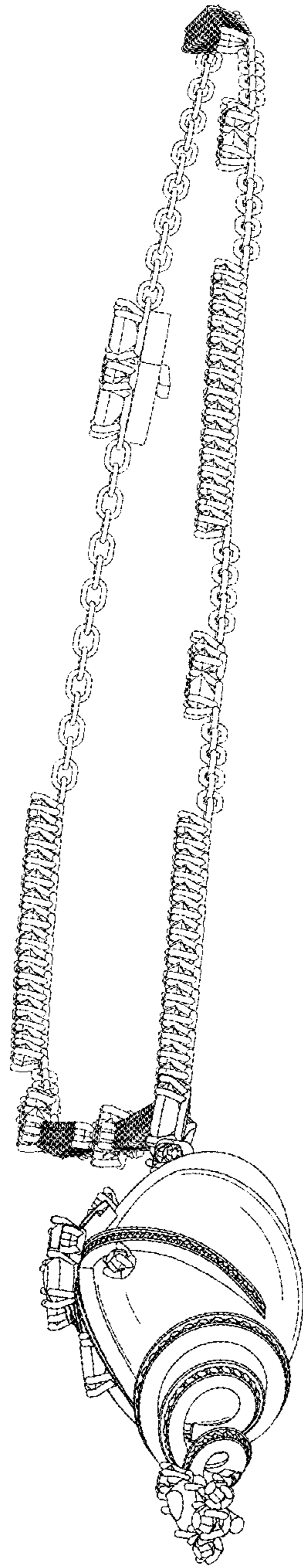


FIG. 4



FIG. 5



FIG. 6

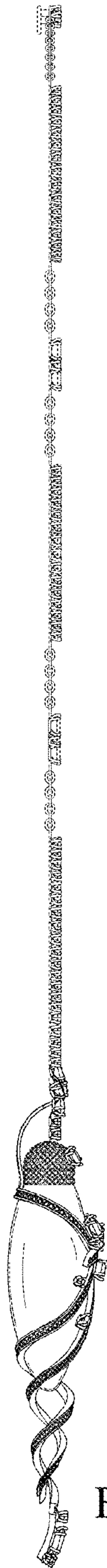


FIG. 7

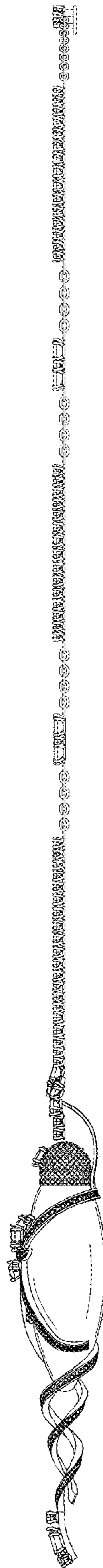


FIG. 8






FIG. 9

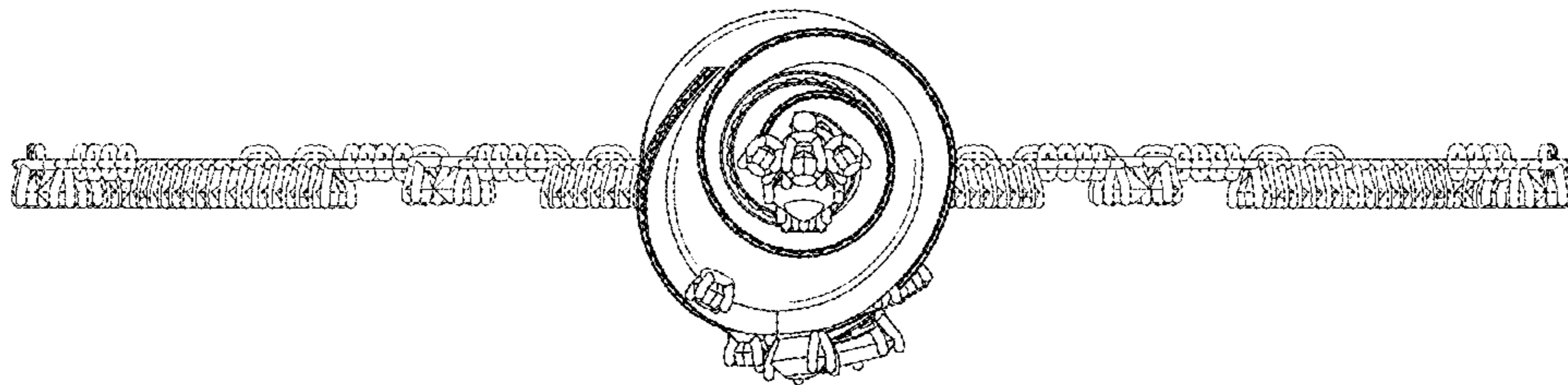


FIG. 10