



US00D749448S

(12) **United States Design Patent**  
**Monachon**

(10) **Patent No.:** **US D749,448 S**  
(45) **Date of Patent:** **\*\* Feb. 16, 2016**

(54) **DIAL**

- (71) Applicant: **OMEGA LTD.**, Biel/Bienne (CH)
- (72) Inventor: **Jean-Claude Monachon**, Bevaix (CH)
- (73) Assignee: **OMEGA LTD.**, Biel/Bienne (CH)
- (\*\*) Term: **15 Years**
- (21) Appl. No.: **29/537,491**
- (22) Filed: **Aug. 26, 2015**

**Related U.S. Application Data**

(62) Division of application No. 29/477,322, filed on Dec. 20, 2013, now Pat. No. Des. 740,696.

(30) **Foreign Application Priority Data**

Jun. 21, 2013 (WO) ..... DM/081 178

(51) **LOC (10) Cl.** ..... **10-07**

(52) **U.S. Cl.**  
USPC ..... **D10/126**

(58) **Field of Classification Search**  
USPC ..... D10/30-39, 1-29, 122-132  
CPC ..... G04B 19/00; G04B 19/06; G04B 19/08;  
G04B 19/10; G04B 19/12; G04B 19/24;  
G04B 37/00; G04B 37/0008; G04B 37/0058;  
G04B 45/00; G04B 45/0092  
See application file for complete search history.

(56) **References Cited**

U.S. PATENT DOCUMENTS

4,660,992	A *	4/1987	Paul	.....	G04B 45/0092
					368/223
D355,613	S *	2/1995	Takani	.....	D10/30
5,734,628	A *	3/1998	Akasaka	.....	G04B 19/10
					368/227
D448,311	S *	9/2001	Sciacca	.....	D10/39
D598,303	S *	8/2009	Jorst	.....	D10/38
D634,651	S *	3/2011	Jorst	.....	D10/39
D642,075	S *	7/2011	Crocco	.....	D10/39
D648,638	S *	11/2011	Monachon	.....	D10/39
D668,971	S *	10/2012	Tedeschi	.....	D10/39
D679,200	S *	4/2013	Jacquerye	.....	D10/39
D679,201	S *	4/2013	Jacquerye	.....	D10/39
D684,486	S *	6/2013	Messmer	.....	D10/39
D705,088	S *	5/2014	Emch	.....	D10/39
D740,696	S *	10/2015	Monachon	.....	D10/126

\* cited by examiner

*Primary Examiner* — Martie K Holtje

(74) *Attorney, Agent, or Firm* — Donald J. Ranft; Kristen A. Mogavero; Collen IP

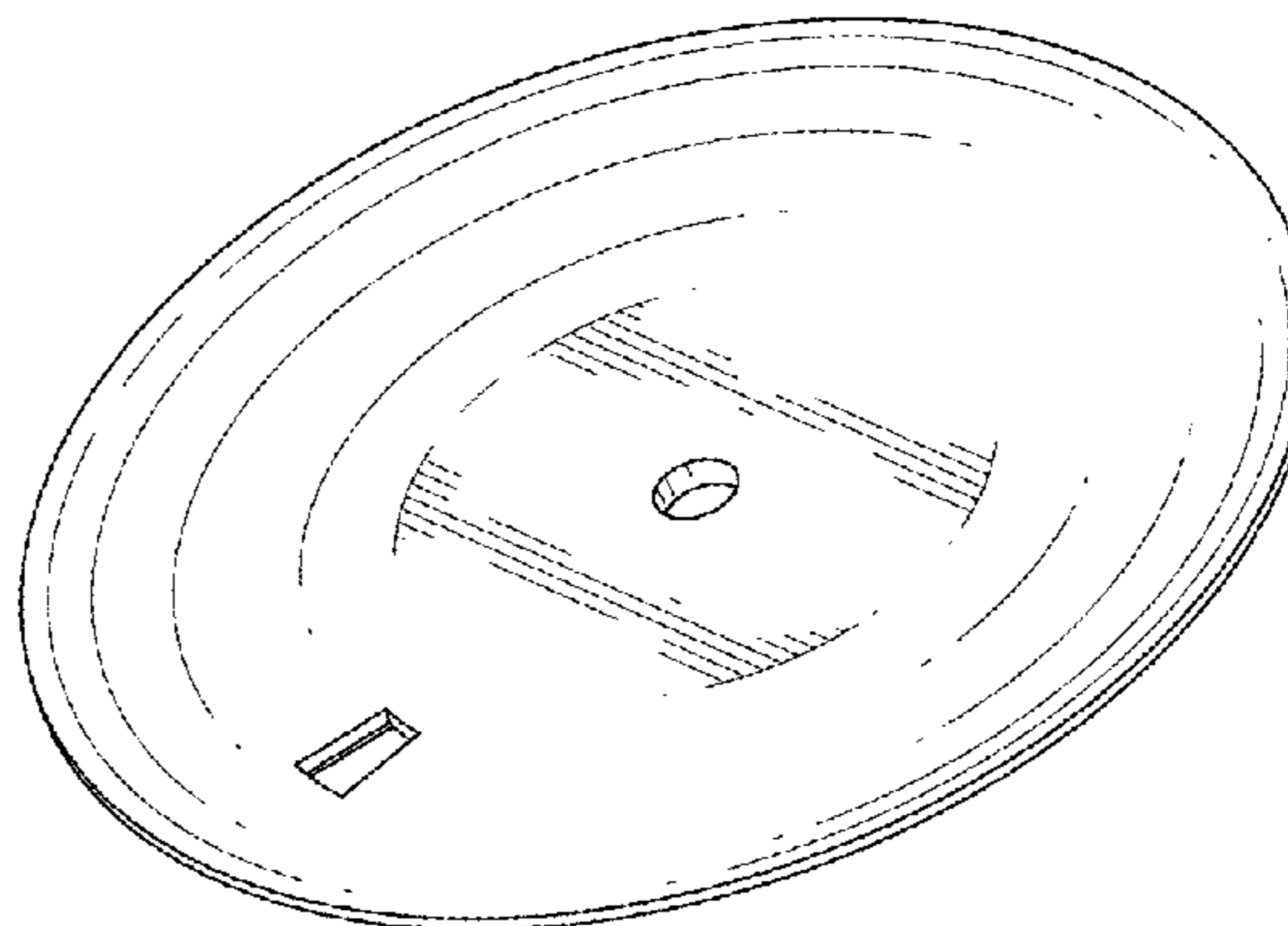
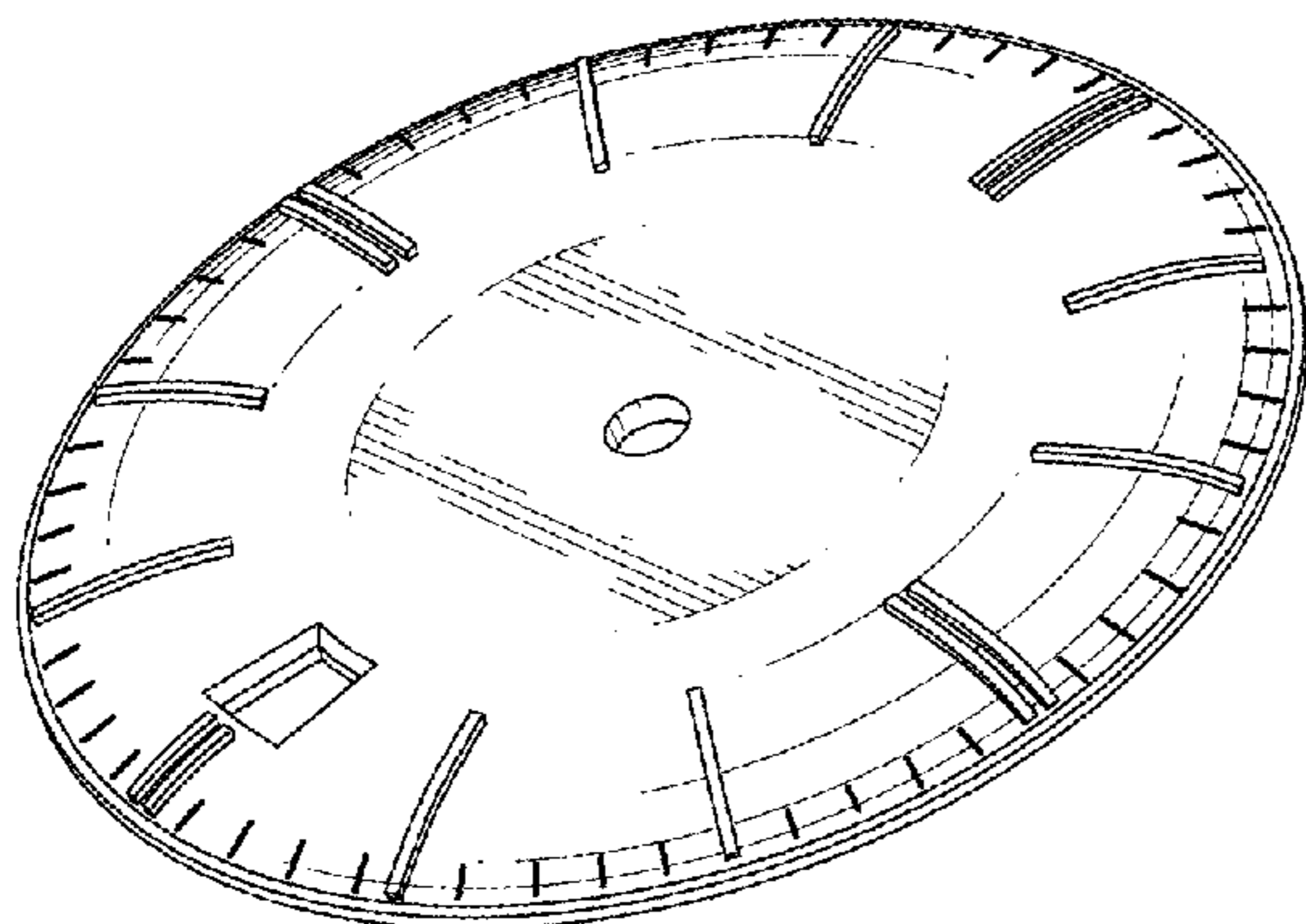
(57) **CLAIM**

The ornamental design for a dial, as shown.

**DESCRIPTION**

FIG. 1 is a front right perspective view of a dial showing my new design;  
FIG. 2 is a rear left perspective view thereof;  
FIG. 3 is a front view thereof;  
FIG. 4 is a rear view thereof;  
FIG. 5 is a left side view thereof;  
FIG. 6 is a right side view thereof;  
FIG. 7 is a top view thereof; and,  
FIG. 8 is a bottom view thereof.

**1 Claim, 6 Drawing Sheets**



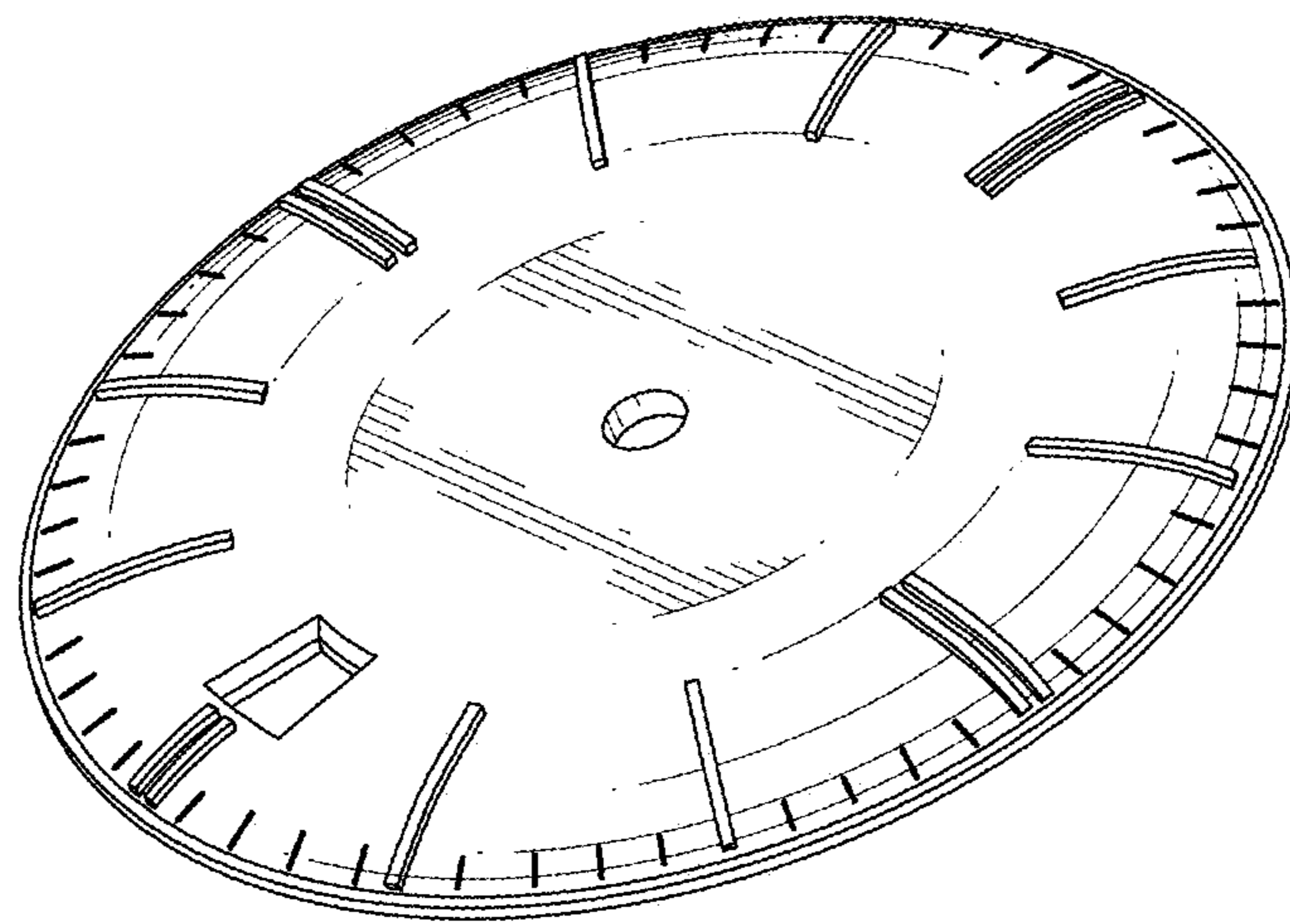


FIG. 1

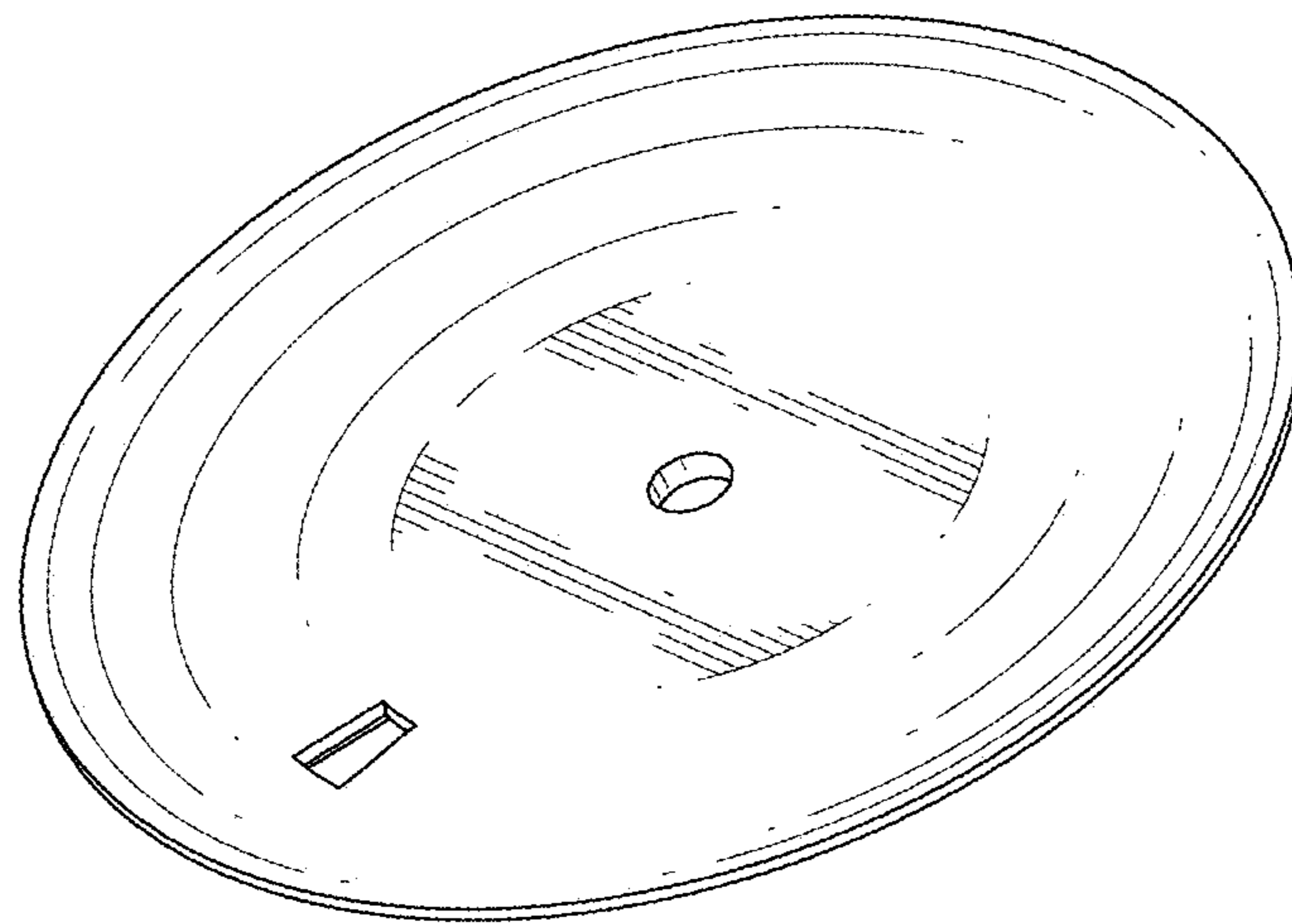


FIG. 2




FIG. 3

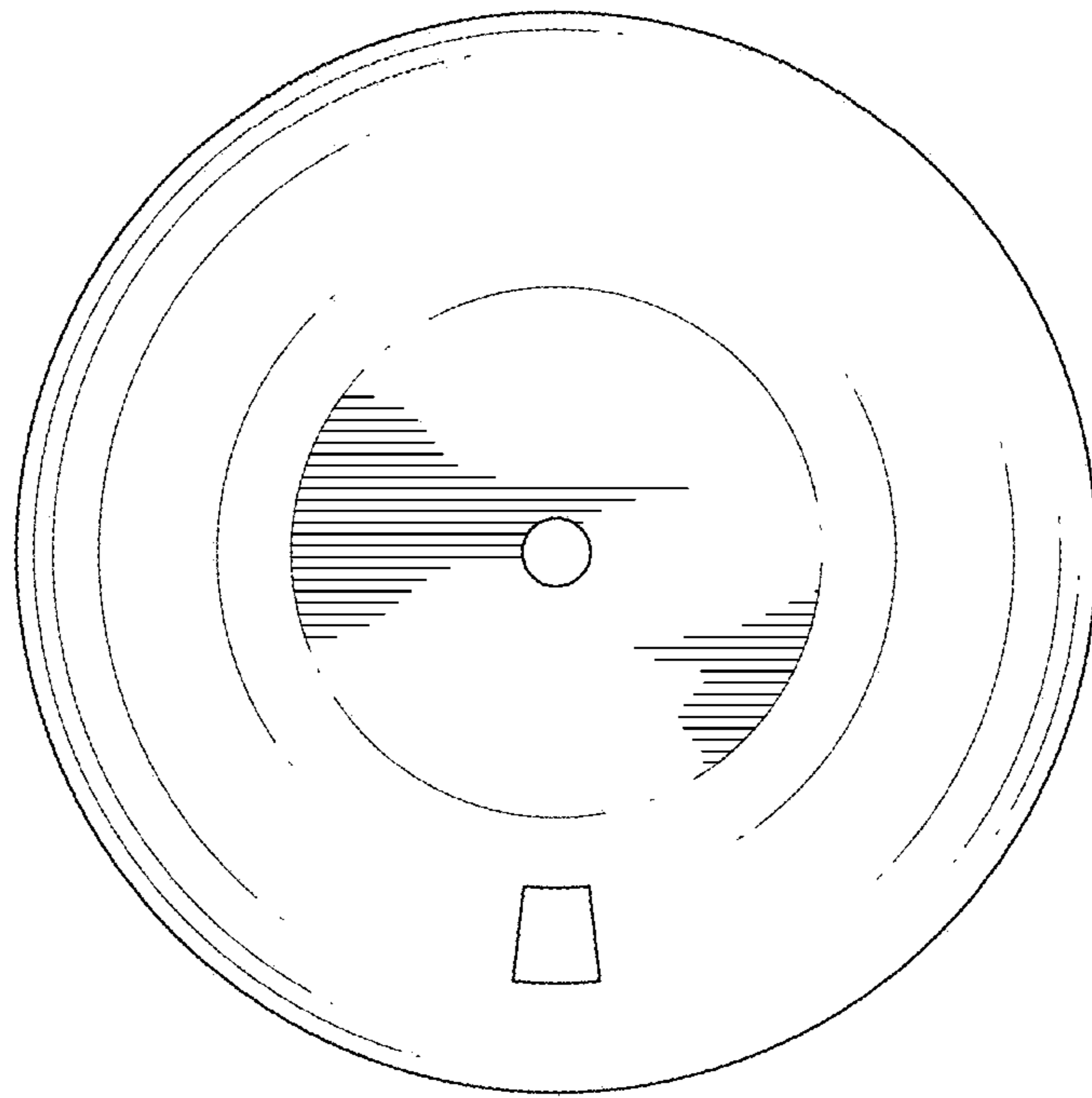


FIG. 4



FIG. 5



FIG. 6



FIG. 7

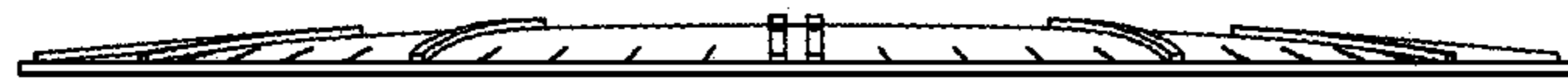


FIG. 8