



US00D749442S

(12) **United States Design Patent**
Jung et al.

(10) **Patent No.:** **US D749,442 S**

(45) **Date of Patent:** **** Feb. 16, 2016**

(54) **RFID TAG**

(71) Applicant: **Samsung Electronics Co., Ltd.**,
Suwon-si, Gyeonggi-do (KR)

(72) Inventors: **Youngbin Jung**, Seoul (KR); **Junghyun Shim**, Yongin-si (KR); **Dongbin Tobin Cho**, Sungnam-si (KR); **Seunghwan Choi**, Ujungbu-si (KR)

(73) Assignee: **SAMSUNG ELECTRONICS CO., LTD.** (KR)

(**) Term: **14 Years**

(21) Appl. No.: **29/499,273**

(22) Filed: **Aug. 13, 2014**

(30) **Foreign Application Priority Data**

Feb. 13, 2014 (KR) 30-2014-0007376

(51) **LOC (10) Cl.** **10-04**

(52) **U.S. Cl.**
USPC **D10/106.9**

(58) **Field of Classification Search**
USPC D10/104.1, 106.9, 65; D14/230
CPC G06K 19/005; H05K 5/0286
See application file for complete search history.

(56) **References Cited**

U.S. PATENT DOCUMENTS

D647,810 S * 11/2011 Bohrer D10/106.9
D690,687 S * 10/2013 Sun D14/230
D693,249 S * 11/2013 Anderssen D10/65
D693,250 S * 11/2013 Anderssen D10/65
D710,231 S * 8/2014 Barksdale D10/106.9

* cited by examiner

Primary Examiner — George D Kirschbaum

(74) *Attorney, Agent, or Firm* — Cantor Colburn LLP

(57) **CLAIM**

The ornamental design for a RFID tag, as shown and described.

DESCRIPTION

FIG. 1 is the front perspective view of a RFID tag showing our new design;
FIG. 2 is the front view thereof;
FIG. 3 is the rear view thereof;
FIG. 4 is the left-side view thereof;
FIG. 5 is the right-side view thereof;
FIG. 6 is the top-side plan view thereof;
FIG. 7 is the bottom-side plan view thereof;
FIG. 8 is a top isometric view of an alternate embodiment thereof; and,
FIG. 9 is a top isometric view of a second alternate embodiment thereof.
The broken line showing of a cord mount and cord, a clip, a wrist strap, and a central opening in the main body of the design is included for the purpose of illustrating portions of the “article” and forms no part of the claimed design.

1 Claim, 7 Drawing Sheets

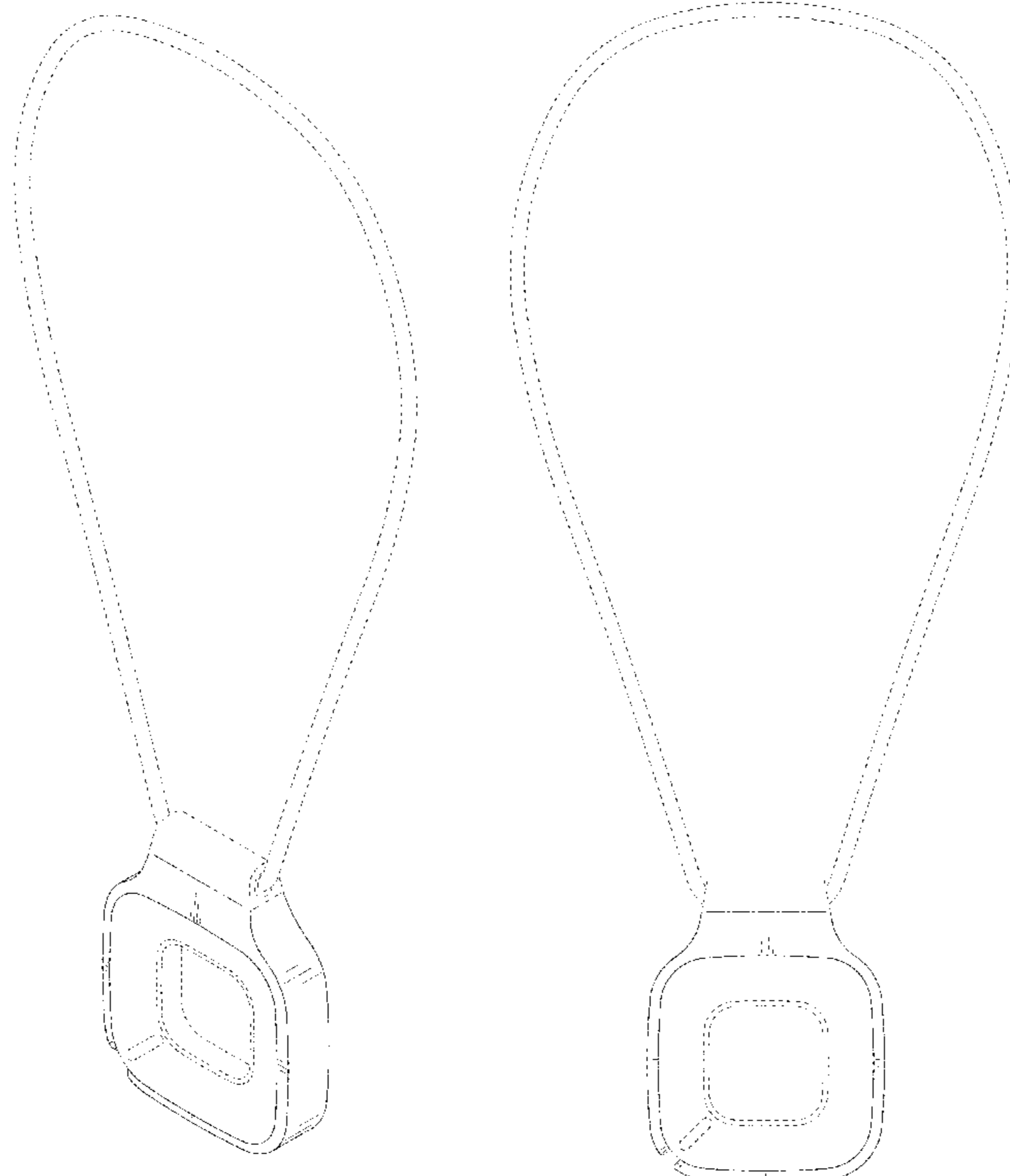


FIG. 1

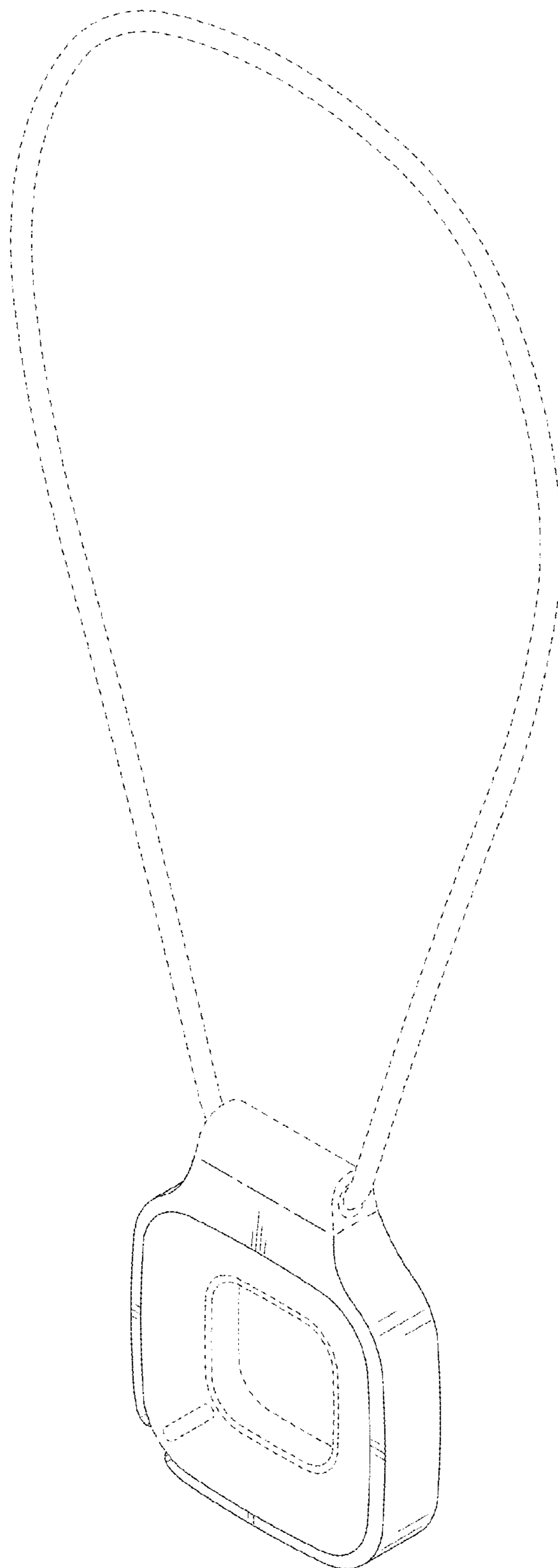


FIG. 2




FIG. 3




FIG. 4




FIG. 5




FIG. 6

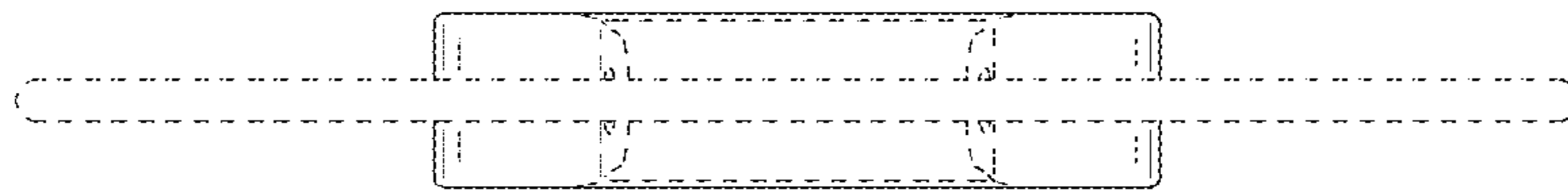


FIG. 7




FIG. 8

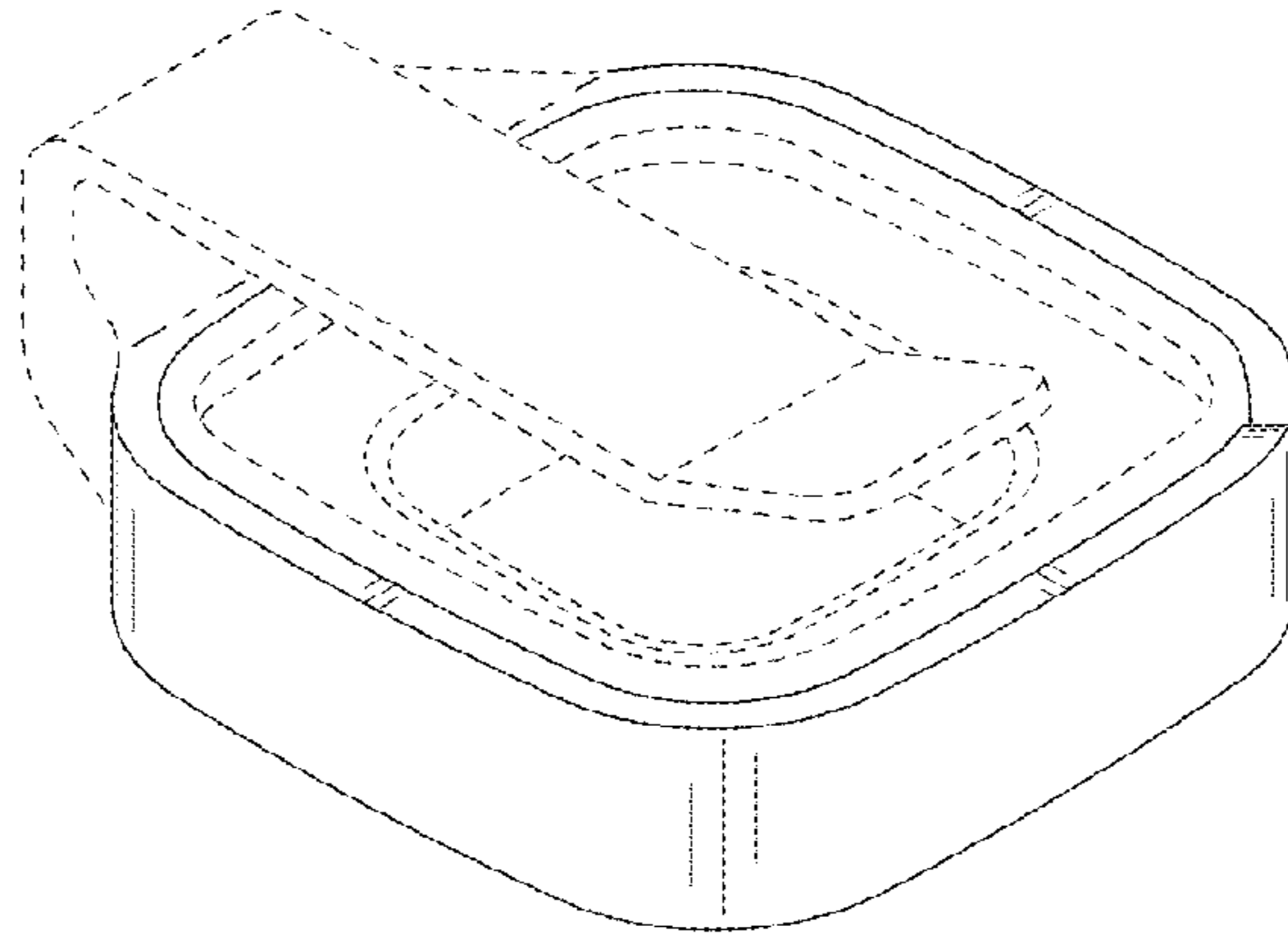


FIG. 9

