



US00D749429S

(12) **United States Design Patent**
Fath

(10) **Patent No.:** **US D749,429 S**

(45) **Date of Patent:** **** Feb. 16, 2016**

(54) **DISPLAY CARTON WITH TUBULAR CONTAINERS**

(75) Inventor: **Scott A. Fath**, Richmond, VA (US)

(73) Assignee: **ALTRIA CLIENT SERVICES LLC**,
Richmond, VA (US)

(**) Term: **14 Years**

(21) Appl. No.: **29/423,597**

(22) Filed: **Jun. 1, 2012**

(51) **LOC (10) Cl.** **09-03**

(52) **U.S. Cl.**
USPC **D9/737**

(58) **Field of Classification Search**
USPC D9/432, 737, 738, 740, 751, 756, 757,
D9/759; D7/600.1, 703, 708; D3/203.3,
D3/313; D11/156; D26/35, 92; 206/419,
206/443; 220/4.22; 356/246; D99/34
See application file for complete search history.

(56) **References Cited**

U.S. PATENT DOCUMENTS

1,966,734	A	7/1934	Rosen	
2,774,475	A	12/1956	Morken	
2,833,457	A	5/1958	Tyrseck	
3,115,247	A	12/1963	Hauser	
3,490,582	A *	1/1970	Farquhar	206/419
3,682,597	A	8/1972	Husch	
D227,551	S *	7/1973	Crutchfield	D9/740
3,921,895	A	11/1975	Ziche	
3,987,892	A	10/1976	Killy	
D252,072	S *	6/1979	Bridges	D3/203.3
D264,810	S *	6/1982	Voltmann	D3/203.3
D273,179	S *	3/1984	Shore	D9/432
4,434,890	A	3/1984	Sieck et al.	
D311,115	S *	10/1990	Abraham	D7/708
D330,513	S *	10/1992	Gilchrist	D7/703
D351,787	S *	10/1994	Hansen	D9/751
D362,515	S	9/1995	Pickett	
5,722,584	A	3/1998	Fujiwara	

D393,418	S *	4/1998	Doan et al.	D3/203.3
5,829,587	A	11/1998	Saiki et al.	
5,871,145	A	2/1999	Hermann et al.	
D426,461	S *	6/2000	Noble	D3/203.3
6,081,326	A	6/2000	Rousseau et al.	

(Continued)

FOREIGN PATENT DOCUMENTS

WO 2011100833 A1 8/2011

OTHER PUBLICATIONS

International Search Report of International Application No. PCT/US2013/042610 dated Aug. 14, 2013.

Primary Examiner — Eric Goodman

Assistant Examiner — Bao-Yen Nguyen

(74) *Attorney, Agent, or Firm* — Roberts Mlotkowski Safran & Cole, P.C.

(57) **CLAIM**

The ornamental design for a display carton with tubular containers, as shown in the accompanying drawings.

DESCRIPTION

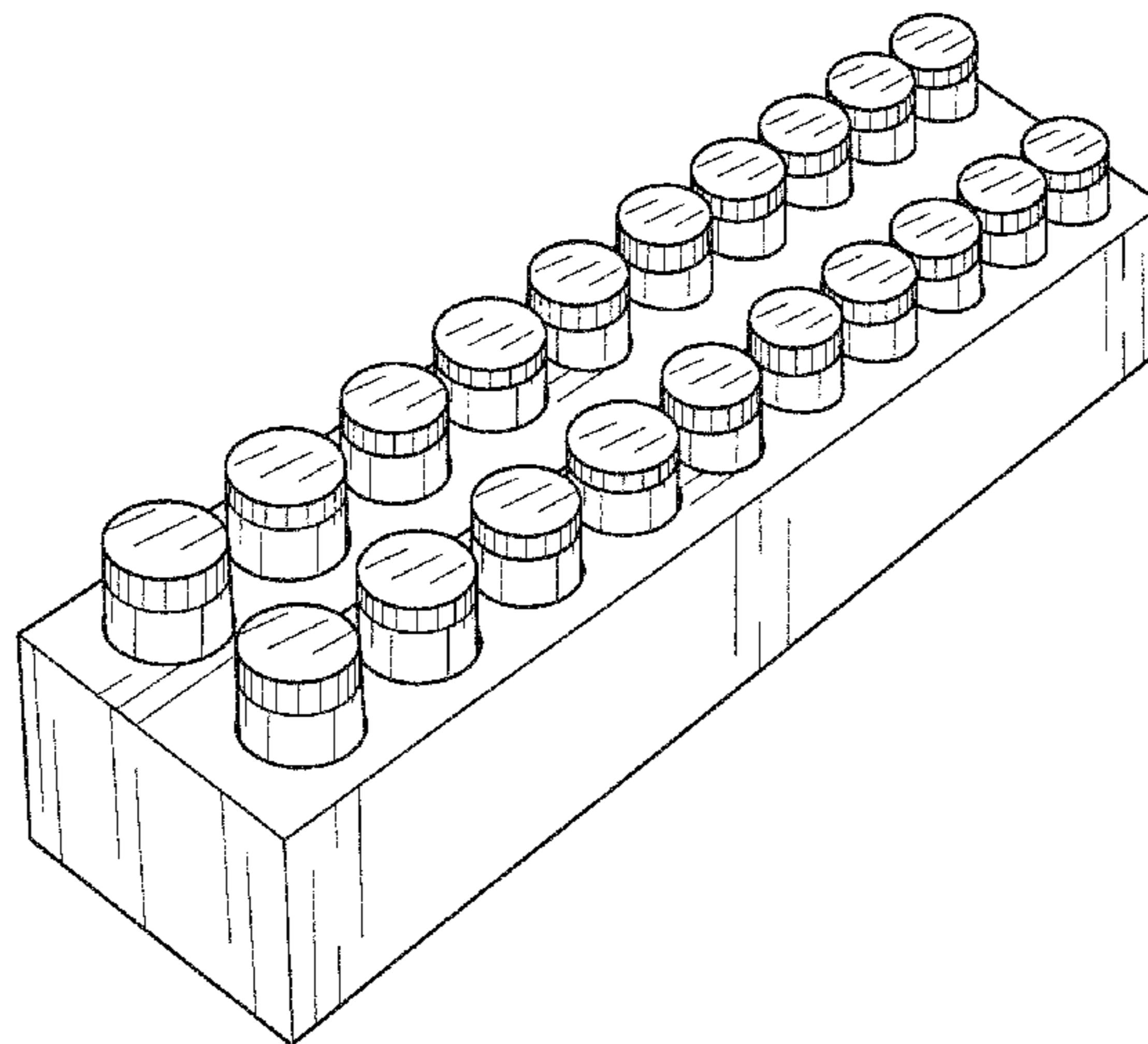
FIG. 1 is a perspective view of a design for a display carton for tubular containers, shown with tubular containers positioned therein;

FIG. 2 is an end view of the FIG. 1 design for a display carton for tubular containers, shown with tubular containers positioned therein, the other end being the mirror image of FIG. 2; FIG. 3 is top plan view of the FIG. 1 design for a display carton for tubular containers, shown with tubular containers positioned therein;

FIG. 4 is a front plan view of the FIG. 1 design for a display carton for tubular containers, shown with tubular containers positioned therein, the rear plan view being the mirror image of FIG. 4; and,

FIG. 5 is a bottom plan view of the FIG. 1 design for a display carton for tubular containers.

1 Claim, 1 Drawing Sheet



(56)

References Cited

U.S. PATENT DOCUMENTS

D433,939 S * 11/2000 Humphrey D9/418
D438,816 S * 3/2001 Madden, IV D11/156
D504,550 S * 4/2005 Setcer, Jr. D99/34
D515,943 S * 2/2006 Hamblin et al. D9/756
7,028,839 B2 4/2006 Belloli et al.

D538,538 S * 3/2007 Espinosa D3/313
D551,038 S * 9/2007 Evaimalo et al. D7/708
D554,280 S * 10/2007 Chen D26/35
D568,732 S 5/2008 Kovac
D608,609 S * 1/2010 Eaton D7/701
7,987,983 B1 * 8/2011 Guitreau 206/443
D650,636 S * 12/2011 Roth D7/600.1
2007/0151973 A1 * 7/2007 Wang 220/4.22

* cited by examiner

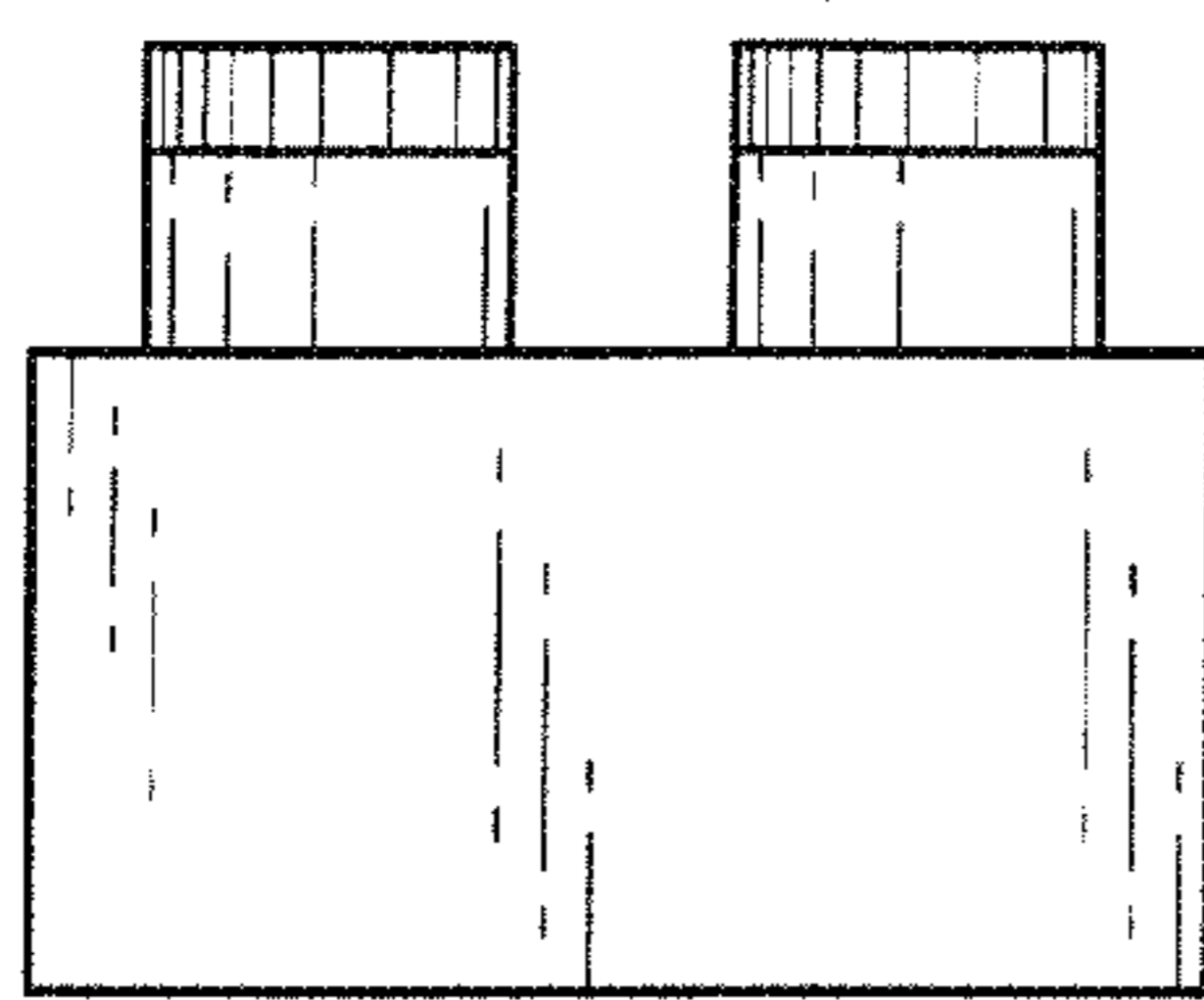


FIG. 2

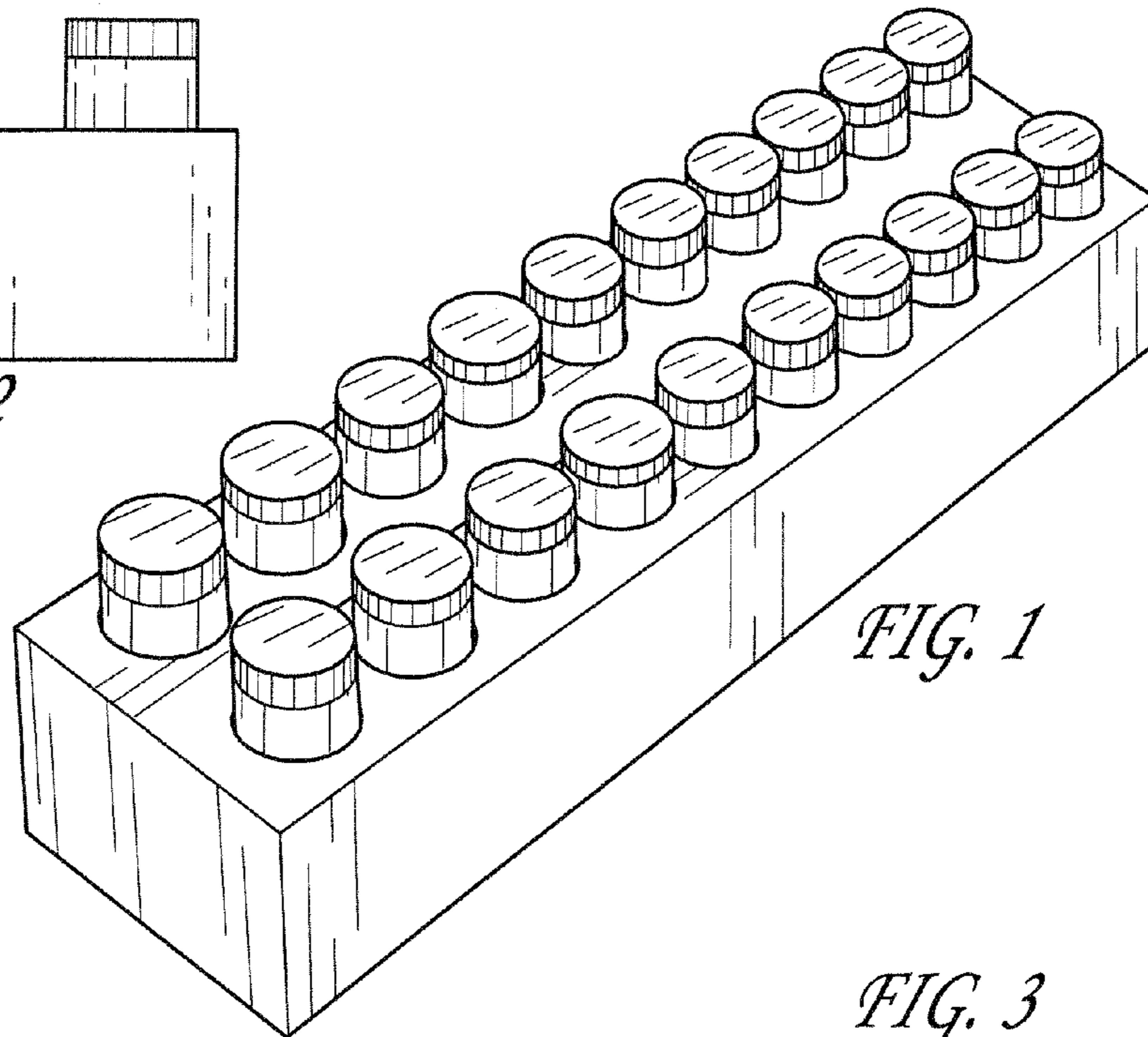


FIG. 1

FIG. 3

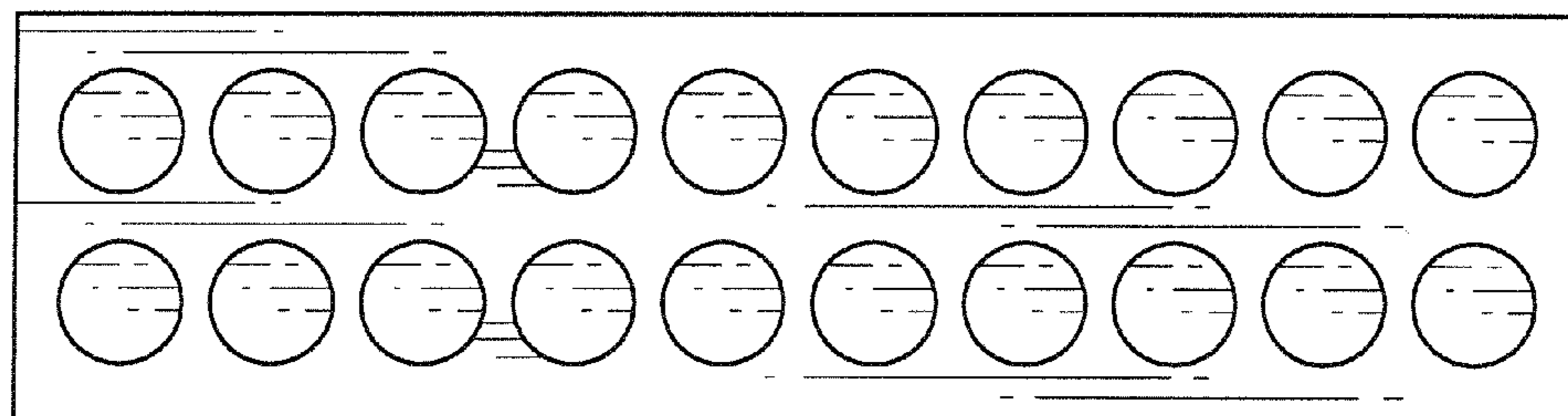


FIG. 4

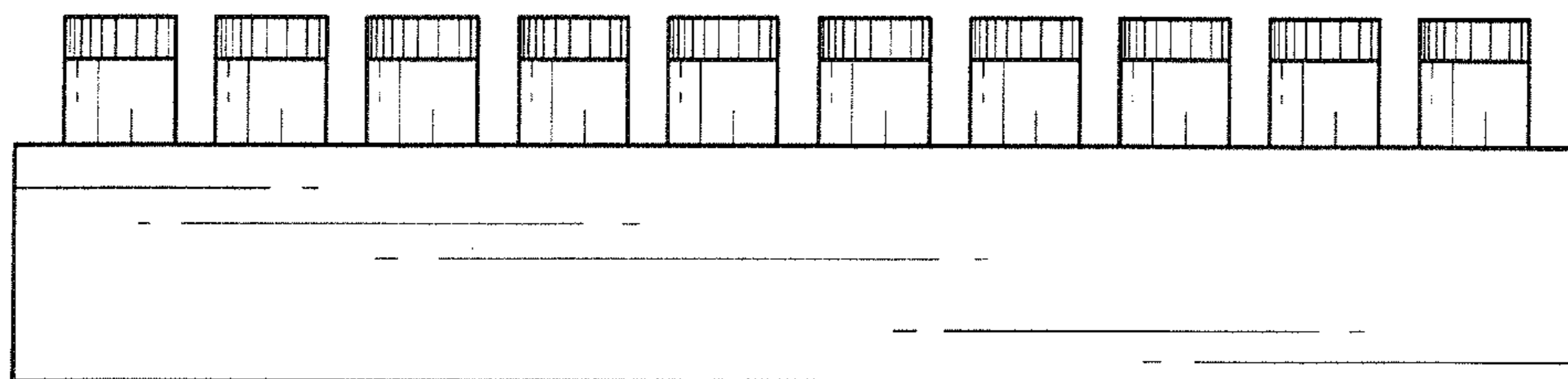


FIG. 5

