



US00D749427S

(12) **United States Design Patent**
Sorbatti

(10) **Patent No.:** **US D749,427 S**

(45) **Date of Patent:** **** Feb. 16, 2016**

(54) **PACKAGING FOR HAT SIZE REDUCER TAPE**

(56)

References Cited

(71) Applicant: **Marco Sorbatti**, Montappone (IT)

U.S. PATENT DOCUMENTS

(72) Inventor: **Marco Sorbatti**, Montappone (IT)

3,012,894 A *	12/1961	Nagel	426/113
D308,821 S *	6/1990	Breuer	D9/618
D344,675 S *	3/1994	Jacobson	D9/415
D475,918 S *	6/2003	Ajootian	D9/709
D584,607 S *	1/2009	Ajootian	D9/415
D630,522 S *	1/2011	Harvey et al.	D9/707
D643,745 S *	8/2011	Hartley	D9/707
D645,761 S *	9/2011	Latour et al.	D9/702
D647,408 S *	10/2011	Niemeyer et al.	D9/702
D688,567 S *	8/2013	Stronski	D9/709
D701,125 S *	3/2014	Propper	D9/709
D730,195 S *	5/2015	Gonlag	D9/703

(73) Assignee: **SORBATTI S.R.L.**, Montappone (FM)
(IT)

(**) Term: **14 Years**

(21) Appl. No.: **29/508,929**

(22) Filed: **Nov. 12, 2014**

(51) **LOC (10) Cl.** **09-05**

(52) **U.S. Cl.**
USPC **D9/707**

(58) **Field of Classification Search**
USPC D9/702-714, 720-722, 424, 430-433,
D9/414, 418, 444; 383/26, 119, 127, 33,
383/71-75, 103; 229/87.06, 87.08, 87.01,
229/92.1; 222/92, 107, 215; 220/495.03,
220/495.01; D3/303, 201; 426/106;
428/35.2, 79, 199, 542.6; 281/2, 3.1, 5,
281/38, 51; 283/62, 117, 72, 74, 93, 103,
283/115; D19/1-10, 100; D5/57-61, 99;
434/162
CPC B65D 5/00; B65D 5/0085; B65D 85/505;
B65D 85/00; B65D 85/02; B65D 85/03;
B65D 85/67; B65D 27/00; B65D 27/04;
B65D 27/06; B65D 29/04; B65D 29/02;
B65D 29/00; B65D 65/00; B65D 65/02;
B65D 65/10; B65D 65/38; B65D 81/00;
B65D 81/02; B65D 81/36

See application file for complete search history.

* cited by examiner

Primary Examiner — Caron D Veynar

Assistant Examiner — Abraham Bahta

(74) *Attorney, Agent, or Firm* — Egbert Law Offices, PLLC

(57) **CLAIM**

The ornamental design for a packaging for hat size reducer tape, as shown and described.

DESCRIPTION

FIG. 1 is an upper perspective view of a packaging for hat size reducer tape showing my new design.

FIG. 2 is a top view thereof;

FIG. 3 is a bottom view thereof;

FIG. 4 is a side view thereof;

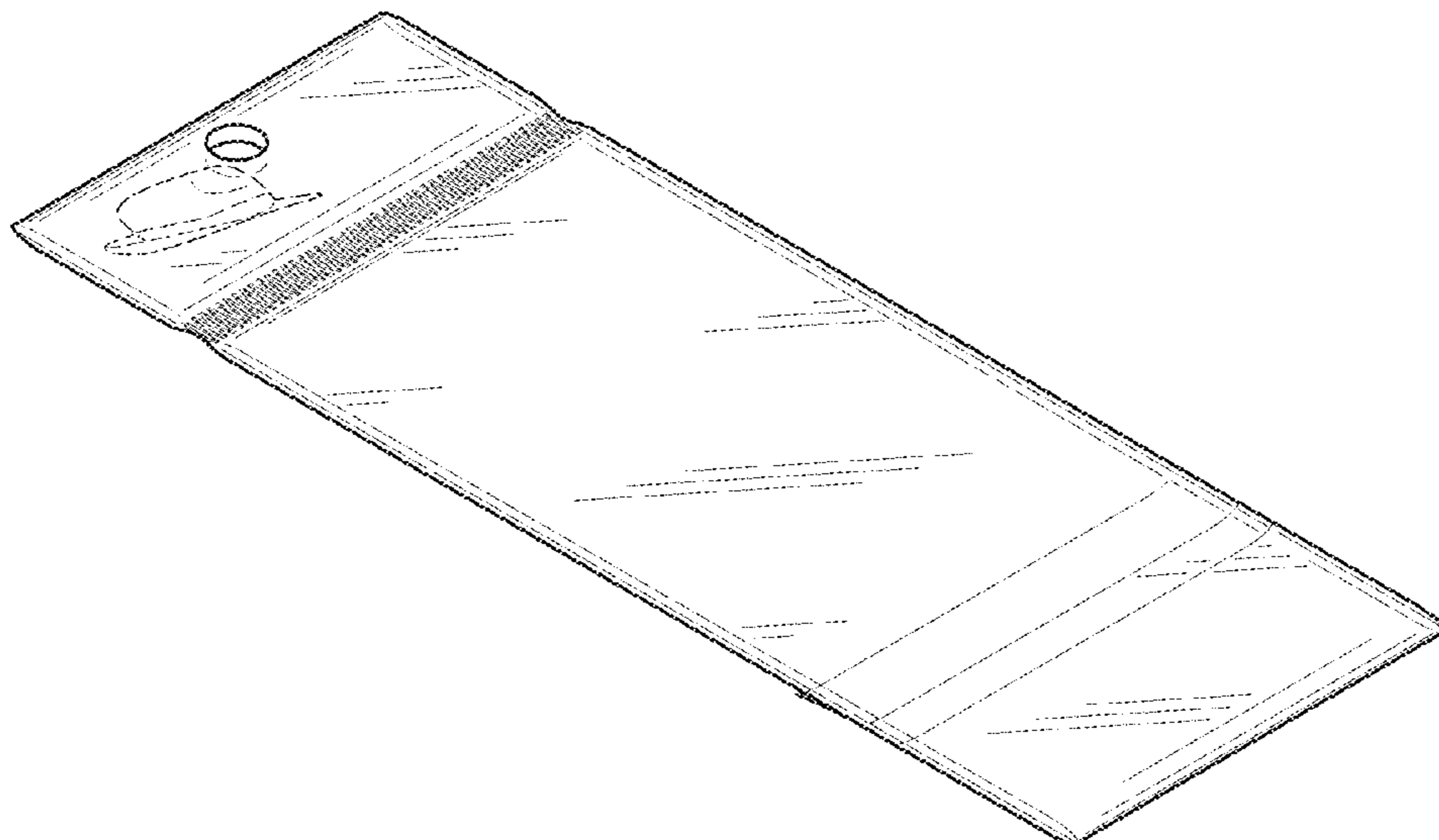
FIG. 5 is an opposite side view thereof;

FIG. 6 is a front view thereof; and,

FIG. 7 is a rear view thereof.

The broken line showing of a hat is included for the purpose of illustrating environmental structure and forms no part of the claimed design.

1 Claim, 2 Drawing Sheets



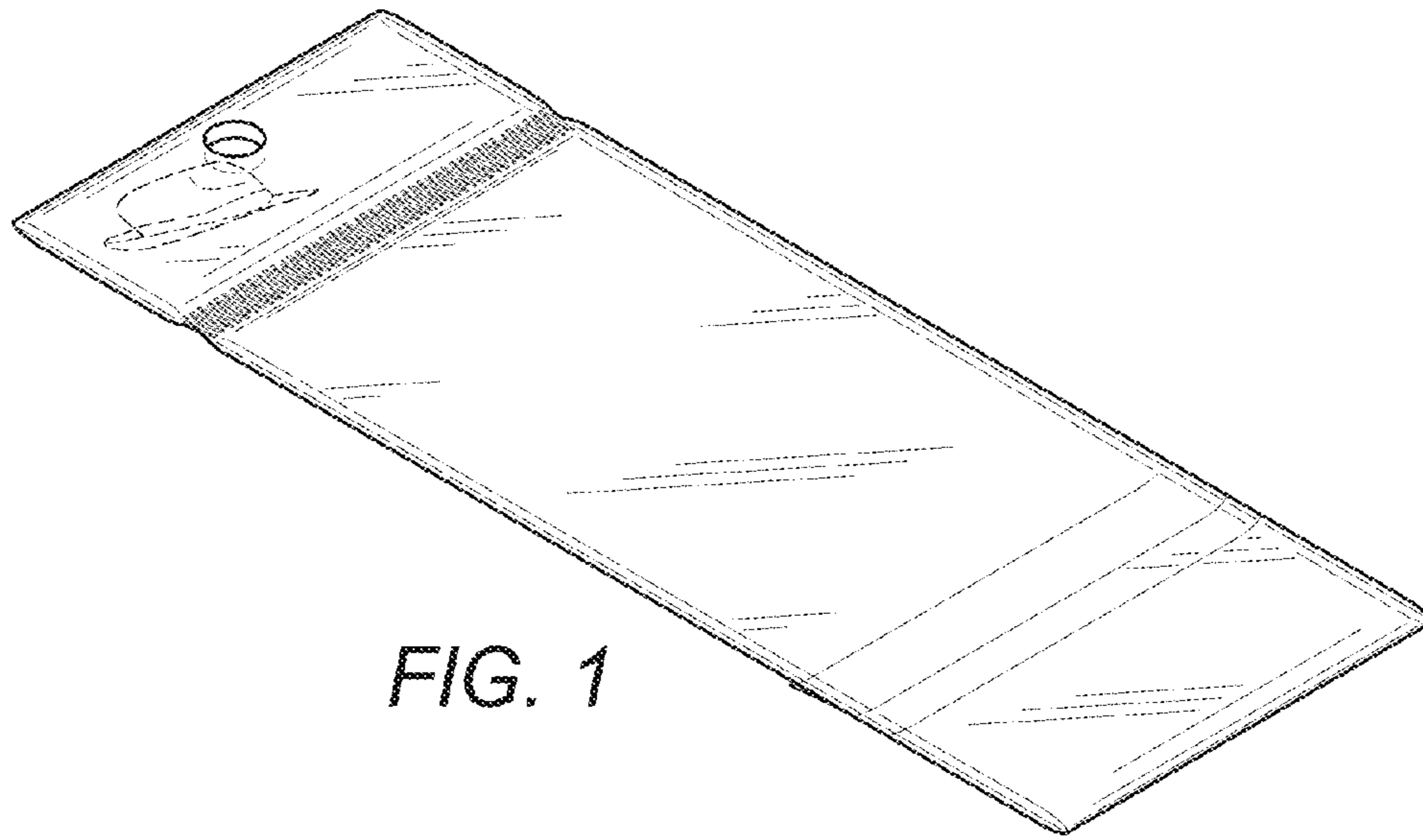


FIG. 1

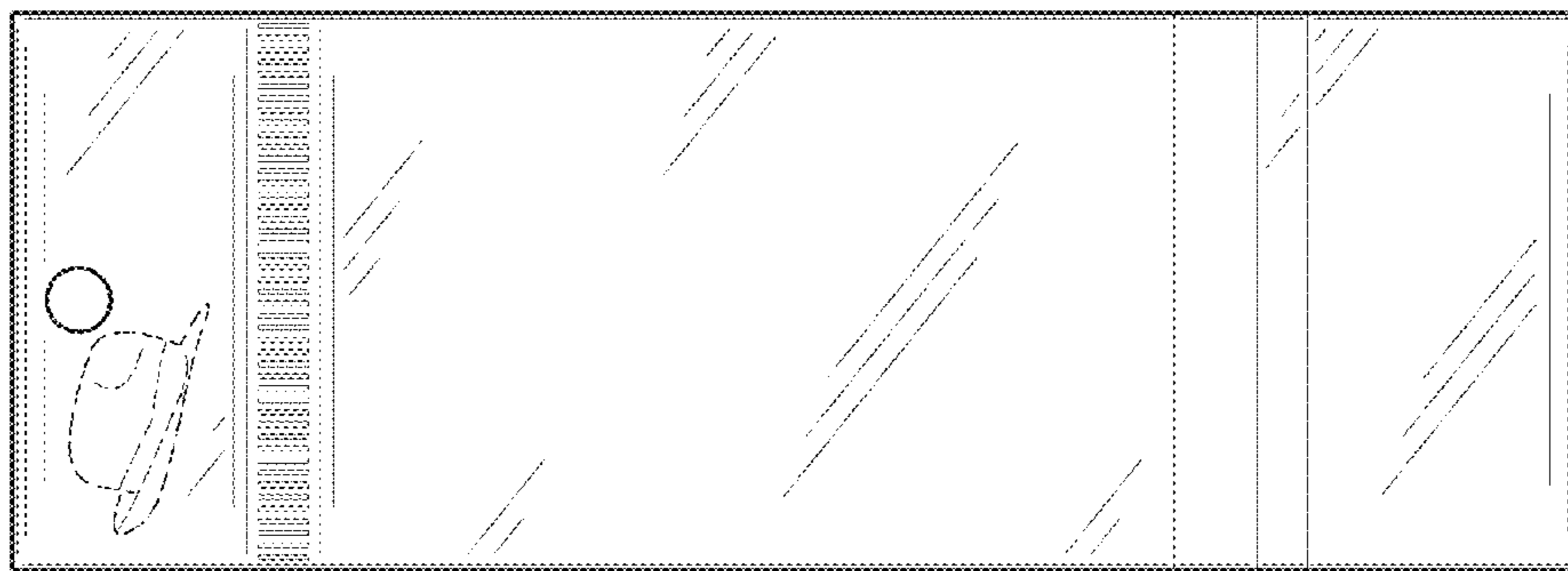


FIG. 2

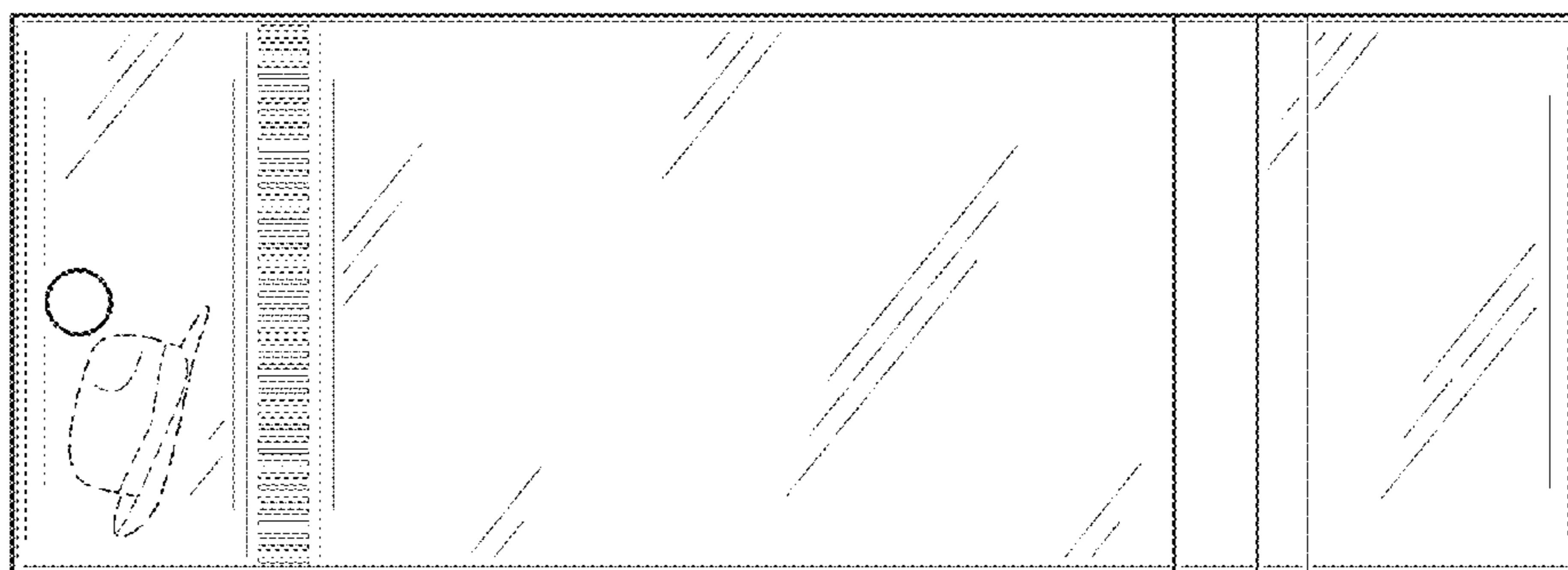


FIG. 3




FIG. 4




FIG. 5



FIG. 6



FIG. 7