



US00D749425S

(12) **United States Design Patent**
Wable

(10) **Patent No.:** **US D749,425 S**
(45) **Date of Patent:** **** Feb. 16, 2016**

- (54) **BOTTLE WITH CAP**
- (71) Applicant: **Produits Berger,**
Bourgtheroulde-Infreville (FR)
- (72) Inventor: **Bruno Wable,** Bourgtheroulde (FR)
- (73) Assignee: **PRODUITS BERGER,**
Bourgtheroulde-Infreville (FR)
- (**) Term: **14 Years**
- (21) Appl. No.: **29/500,772**
- (22) Filed: **Aug. 28, 2014**
- (51) **LOC (10) Cl.** **09-01**
- (52) **U.S. Cl.**
USPC **D9/563; D9/566; D9/571; D9/574;**
D9/435
- (58) **Field of Classification Search**
USPC D9/516–575, 682–694, 723–729,
D9/434–436, 439–441, 445, 447–449
CPC B65D 1/02; B65D 1/0207; B65D 1/0223;
B65D 1/40; B65D 1/42; B65D 1/44; B65D
23/00; B65D 11/04; B65D 11/10; B65D
2501/0009; B65D 2501/0018; B65D
2501/0027; B65D 2501/0081
See application file for complete search history.

(56) **References Cited**

U.S. PATENT DOCUMENTS

- D80,446 S * 2/1930 McKay D9/544
- D89,237 S * 2/1933 Fuerst D9/566

- 1,925,885 A * 9/1933 Van Kirk B27G 11/02
401/127
- D94,824 S * 3/1935 Fuerst D9/562
- D94,921 S * 3/1935 Nester D9/562
- D95,260 S * 4/1935 Key D9/562
- D97,105 S * 10/1935 Steuer D9/571
- D100,366 S * 7/1936 Fuerst D9/550
- D103,065 S * 2/1937 Fuerst D9/562
- D106,370 S * 10/1937 Pancoast D9/544
- D116,866 S * 9/1939 Smith D9/571
- D207,802 S * 5/1967 Du Pree D7/300
- D290,341 S * 6/1987 Durand D9/544
- D291,660 S * 9/1987 Cassini D9/544
- D342,452 S * 12/1993 Monaghan D9/454
- D370,636 S * 6/1996 Crawford D9/562
- D372,676 S * 8/1996 Desgrippes D9/545
- D437,232 S * 2/2001 Jones D9/435
- D537,728 S * 3/2007 De Monclin D9/573

* cited by examiner

Primary Examiner — Catherine Tuttle

(74) *Attorney, Agent, or Firm* — Fredrikson & Byron P.A.

(57) **CLAIM**

I claim the ornamental design for a bottle with cap, as shown and described.

DESCRIPTION

FIG. 1 is a perspective view showing my new design for a bottle with cap;
 FIG. 2 is a rear elevation view thereof;
 FIG. 3 is a front elevation view thereof;
 FIG. 4 is a left side elevation view thereof;
 FIG. 5 is a right side elevation view; and,
 FIG. 6 is a top plan view thereof.

1 Claim, 6 Drawing Sheets

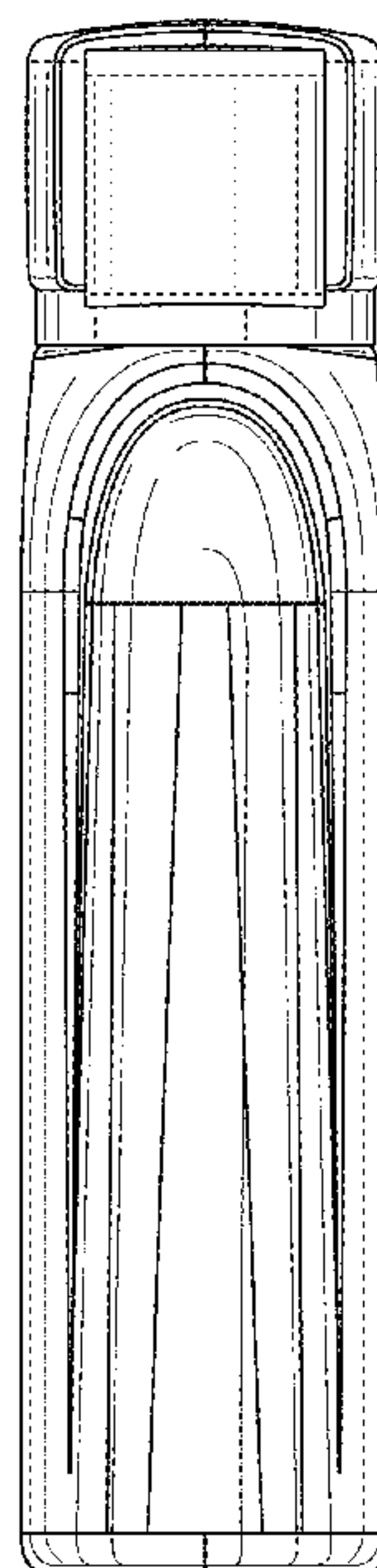
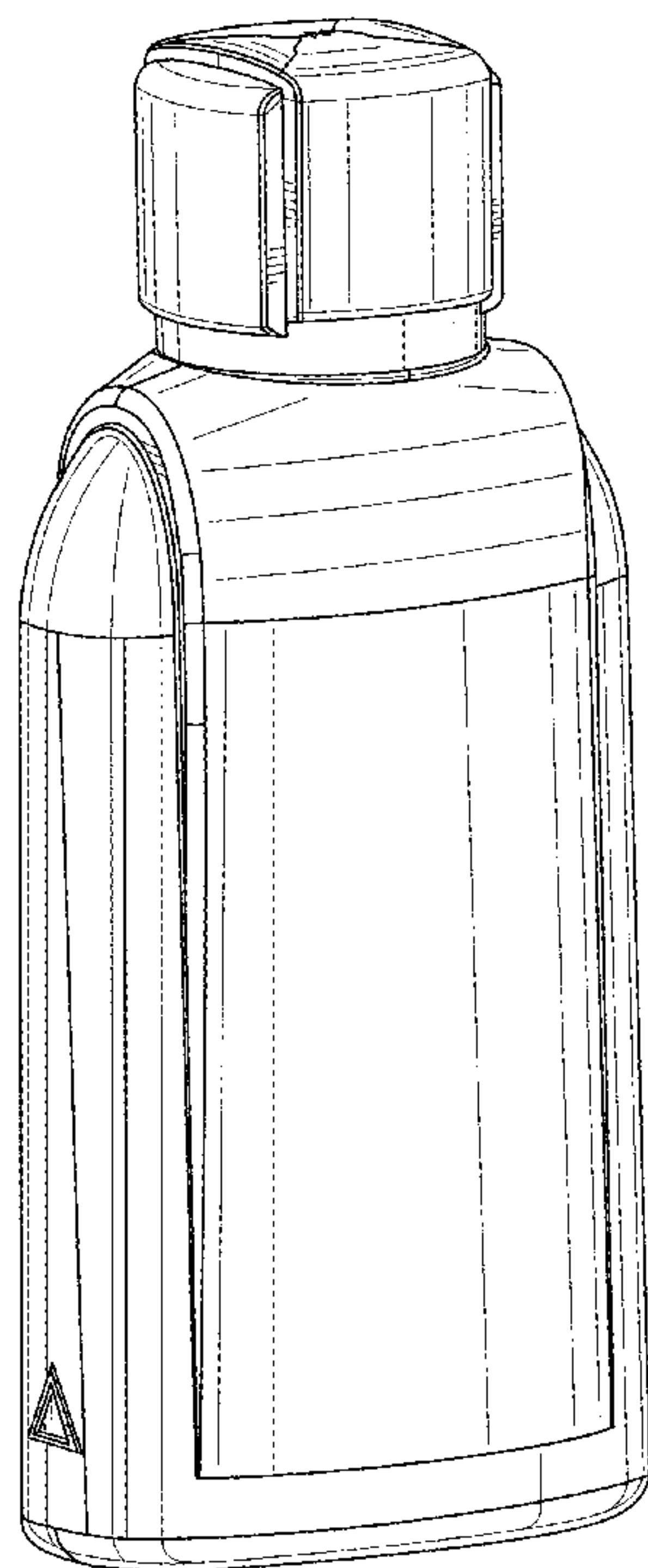


Fig. 1

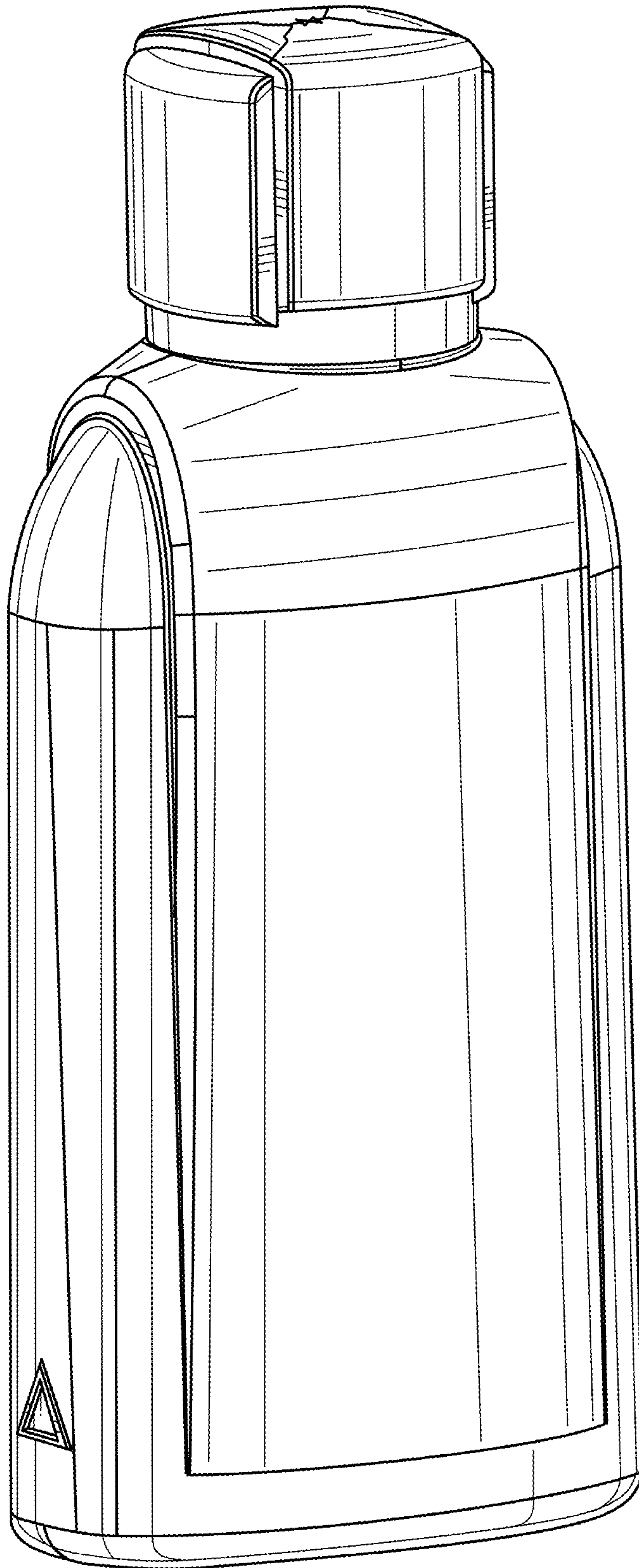


Fig. 2

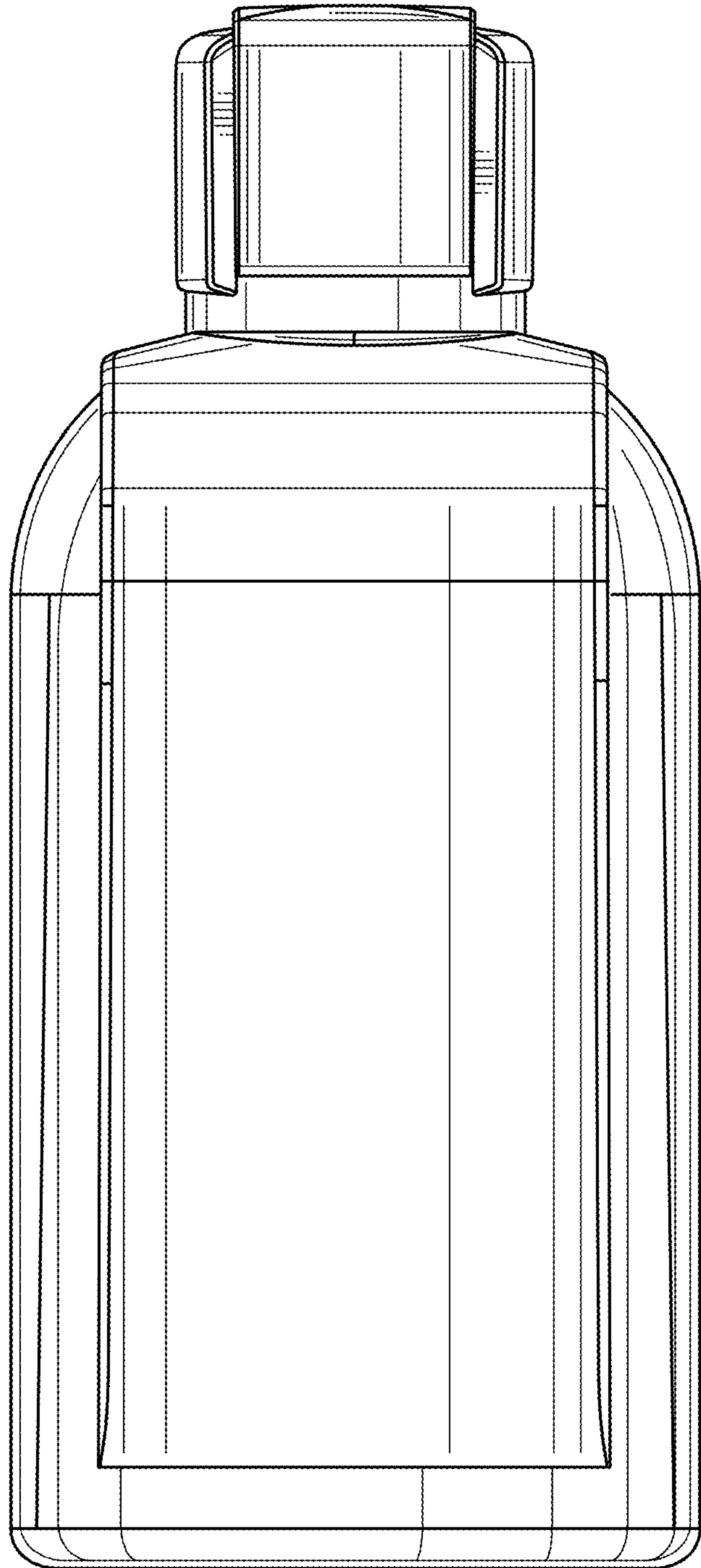


Fig. 3

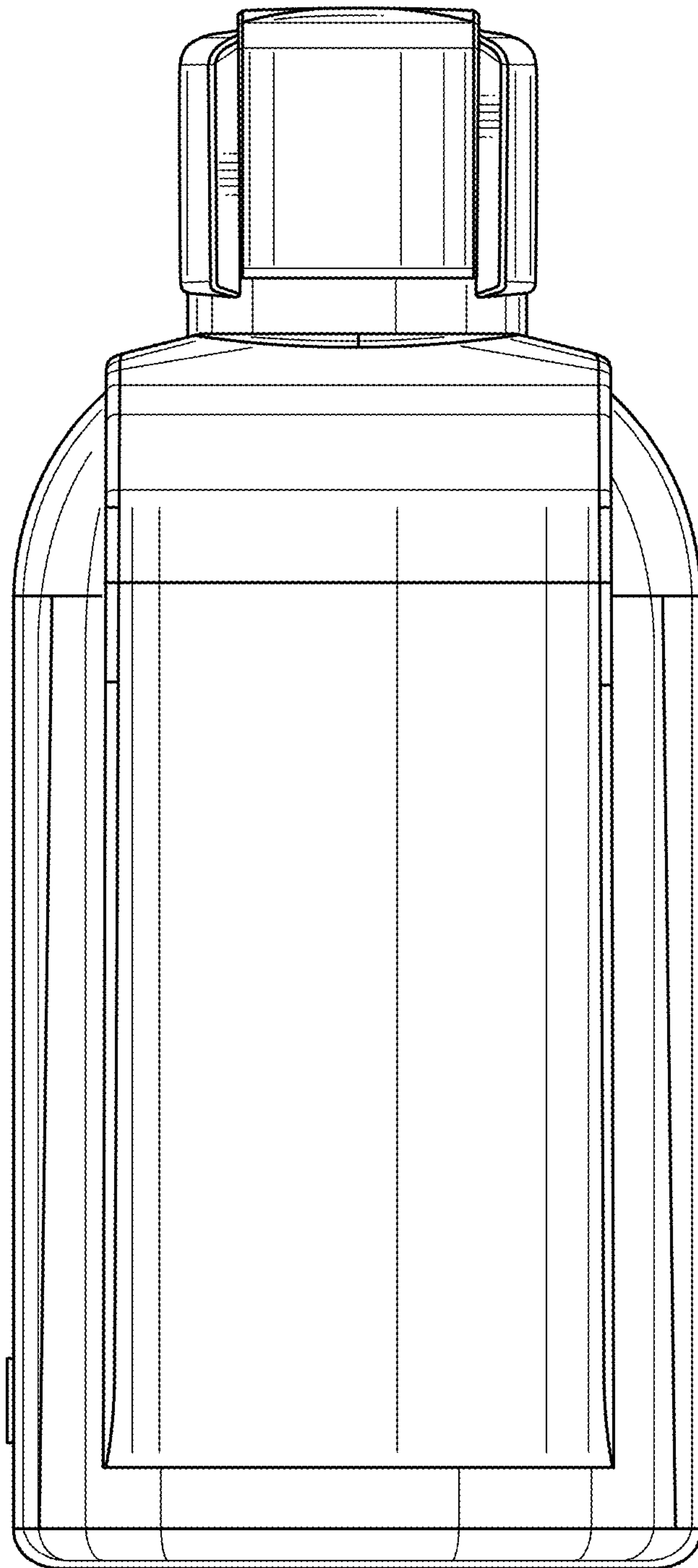


Fig. 4

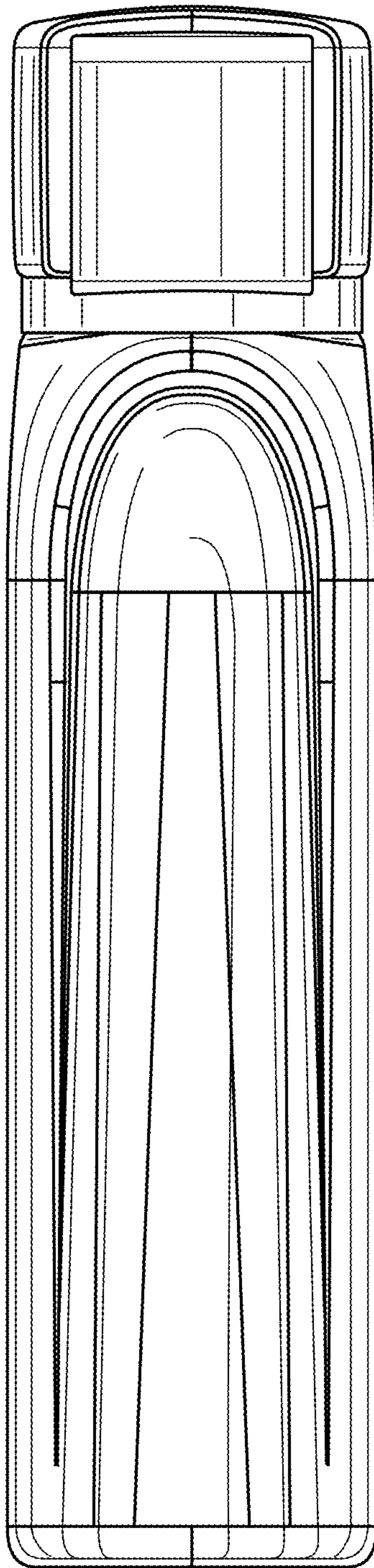


Fig. 5

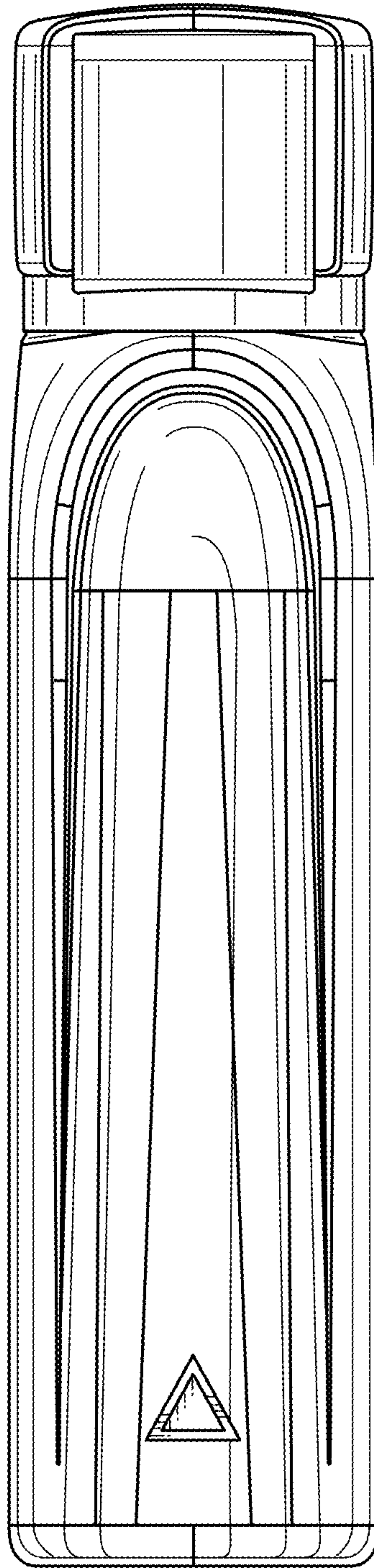


Fig. 6

