



US00D749408S

(12) **United States Design Patent**
Liao

(10) **Patent No.:** **US D749,408 S**

(45) **Date of Patent:** **** Feb. 16, 2016**

(54) **RETAINING RING**

(71) Applicant: **Chun-Wen Liao**, Taichung (TW)

(72) Inventor: **Chun-Wen Liao**, Taichung (TW)

(**) Term: **14 Years**

(21) Appl. No.: **29/483,146**

(22) Filed: **Feb. 26, 2014**

(30) **Foreign Application Priority Data**

Aug. 30, 2013 (TW) 102305837

(51) **LOC (10) Cl.** **08-08**

(52) **U.S. Cl.**
USPC **D8/396**

(58) **Field of Classification Search**

USPC D8/370, 372, 354, 355, 399, 394-396,
D8/367; D23/259, 269; D11/209, 3, 40;
D24/128; D10/46.2, 46.3; D7/690;
D21/694

CPC F16L 3/13; F16L 3/26; A47G 23/0225;
A47G 25/06; A47G 1/16; A47F 5/0846;
A47F 5/02; H02G 11/003; D06F 55/00;
E04H 17/10; E04H 17/1413

See application file for complete search history.

(56) **References Cited**

U.S. PATENT DOCUMENTS

848,762 A * 4/1907 Mueller et al. B42F 1/08
24/552
1,331,226 A * 2/1920 Adams B42F 3/04
402/20
3,102,316 A * 9/1963 Cadley B64D 17/32
24/650
3,933,009 A * 1/1976 Ireland A44C 7/00
24/599.1
4,067,341 A * 1/1978 Ivey A44C 7/001
606/188
D263,021 S * 2/1982 Siegfried D11/5
4,319,574 A * 3/1982 Sun A61H 39/04
606/188
4,319,758 A * 3/1982 Nicholson F16J 5/3204
277/345
4,543,804 A * 10/1985 Cappiello A44C 7/00
24/102 PL

D317,177 S * 5/1991 Wandemberg-
Boschetti 402/80 R
D317,388 S * 6/1991 White D7/387
D322,735 S * 12/1991 Morton D7/400
5,097,681 A * 3/1992 Steele A44C 7/003
24/610
5,184,481 A * 2/1993 Joseph A44C 7/003
63/12
D334,002 S * 3/1993 Petchulis D11/40
5,332,327 A * 7/1994 Gillum B42F 13/26
402/31
5,702,085 A * 12/1997 Nissim A63F 9/10
119/468
D412,658 S * 8/1999 Goodman D8/367
D420,480 S * 2/2000 Necaie D34/6
D434,308 S * 11/2000 Kalat D8/395
6,243,929 B1 * 6/2001 Curwood A44C 5/2019
24/598.2
D458,536 S * 6/2002 Samelson D6/580
6,401,488 B1 * 6/2002 Cousin A44C 11/002
434/171

(Continued)

Primary Examiner — John Windmuller

Assistant Examiner — Steven Cxyz

(74) *Attorney, Agent, or Firm* — Alan D. Kamrath; Kamrath
IP Lawfirm, P.A.

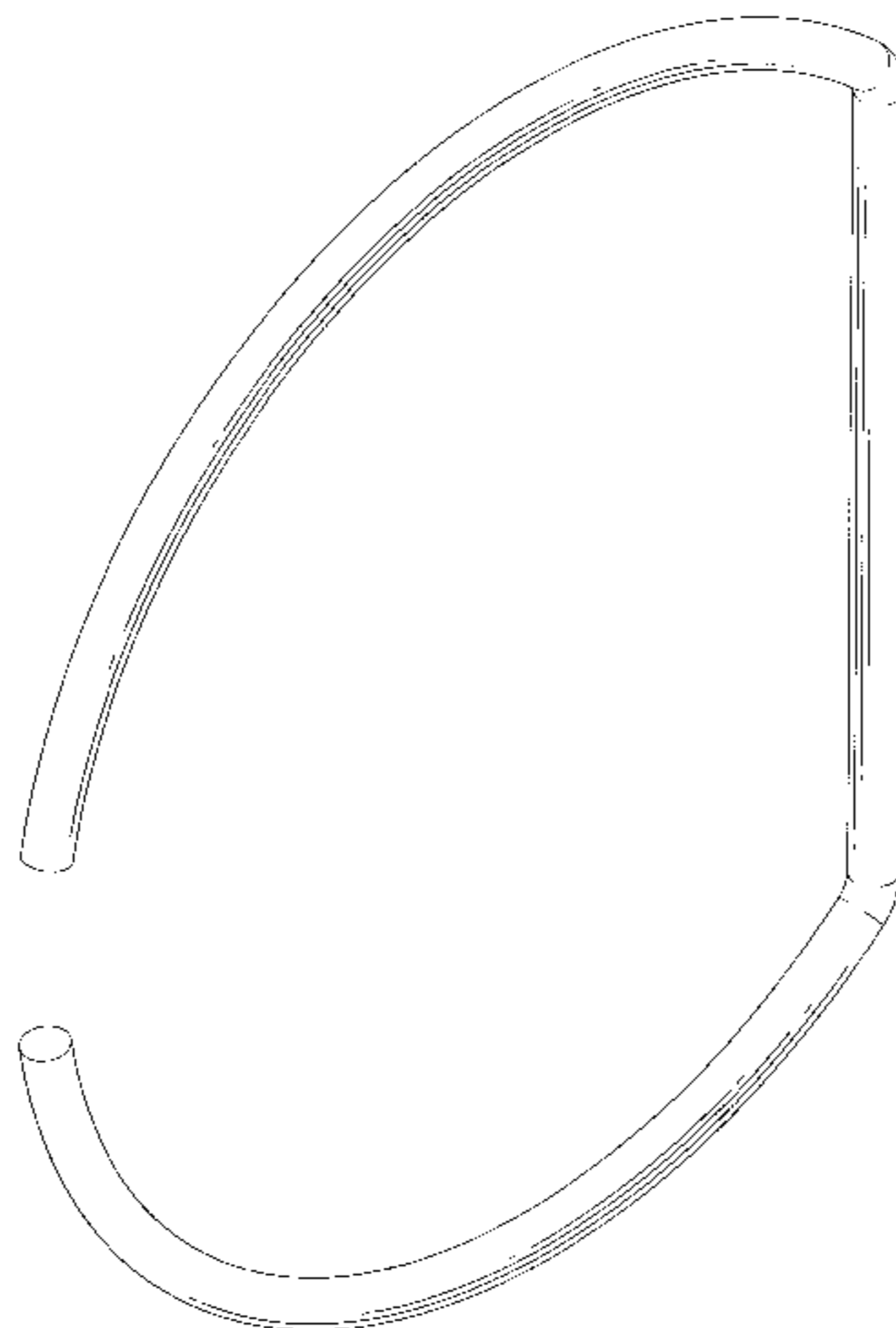
(57) **CLAIM**

The ornamental design for retaining ring, as shown and
described.

DESCRIPTION

FIG. 1 is a perspective view of a retaining ring showing my
new design;
FIG. 2 is a front view thereof, with the opposite side being a
mirror image thereof;
FIG. 3 is a left view thereof;
FIG. 4 is a right view thereof;
FIG. 5 is a top view thereof, with the opposite side being a
mirror image thereof; and,
FIG. 6 is a perspective view, showing the retaining ring in use.
The broken lines depict environment that forms no part of the
claimed design.

1 Claim, 5 Drawing Sheets



(56)

References Cited

U.S. PATENT DOCUMENTS

D464,867 S * 10/2002 Samelson D8/367
 D475,742 S * 6/2003 Lechner D19/65
 D481,326 S * 10/2003 Bonifacio D11/40
 D487,390 S * 3/2004 Tanaka D8/354
 D502,631 S * 3/2005 Burke D7/213
 D514,431 S * 2/2006 Tanaka D8/354
 D540,153 S * 4/2007 Tanaka D8/354
 D551,018 S * 9/2007 Goodman D21/694
 D572,118 S * 7/2008 Tokumoto D8/354
 D573,236 S * 7/2008 Selvam D23/269
 D597,825 S * 8/2009 Ho D8/367
 D597,828 S * 8/2009 Tanaka D8/354
 D598,710 S * 8/2009 Griffith D7/412
 D600,534 S * 9/2009 Tokumoto D8/354
 D650,577 S * 12/2011 Glander D3/228
 D668,941 S * 10/2012 Taurins D8/367
 D677,559 S * 3/2013 Taurins D8/356
 D688,123 S * 8/2013 Takakuwa D8/354

D690,191 S * 9/2013 Takakuwa D8/354
 D690,192 S * 9/2013 Takakuwa D8/354
 D699,556 S * 2/2014 Hendricks D8/354
 D700,041 S * 2/2014 Cobianco D8/367
 D703,032 S * 4/2014 Bigdeliazari D8/396
 8,701,438 B1 * 4/2014 Kovel A44C 5/0053
 63/11
 D713,281 S * 9/2014 Chen D11/3
 D714,542 S * 10/2014 Barragan D3/228
 8,904,821 B1 * 12/2014 DiPietro A44C 5/2057
 24/303
 2002/0174681 A1 * 11/2002 Godsey A44C 15/0035
 63/3.1
 2005/0260030 A1 * 11/2005 Wong B42F 13/22
 402/54
 2011/0056241 A1 * 3/2011 Li A44C 7/00
 63/12
 2013/0186134 A1 * 7/2013 Goldstein A44C 7/002
 63/12
 2014/0150496 A1 * 6/2014 Briggs-Jenkins A44C 15/001
 63/12

* cited by examiner

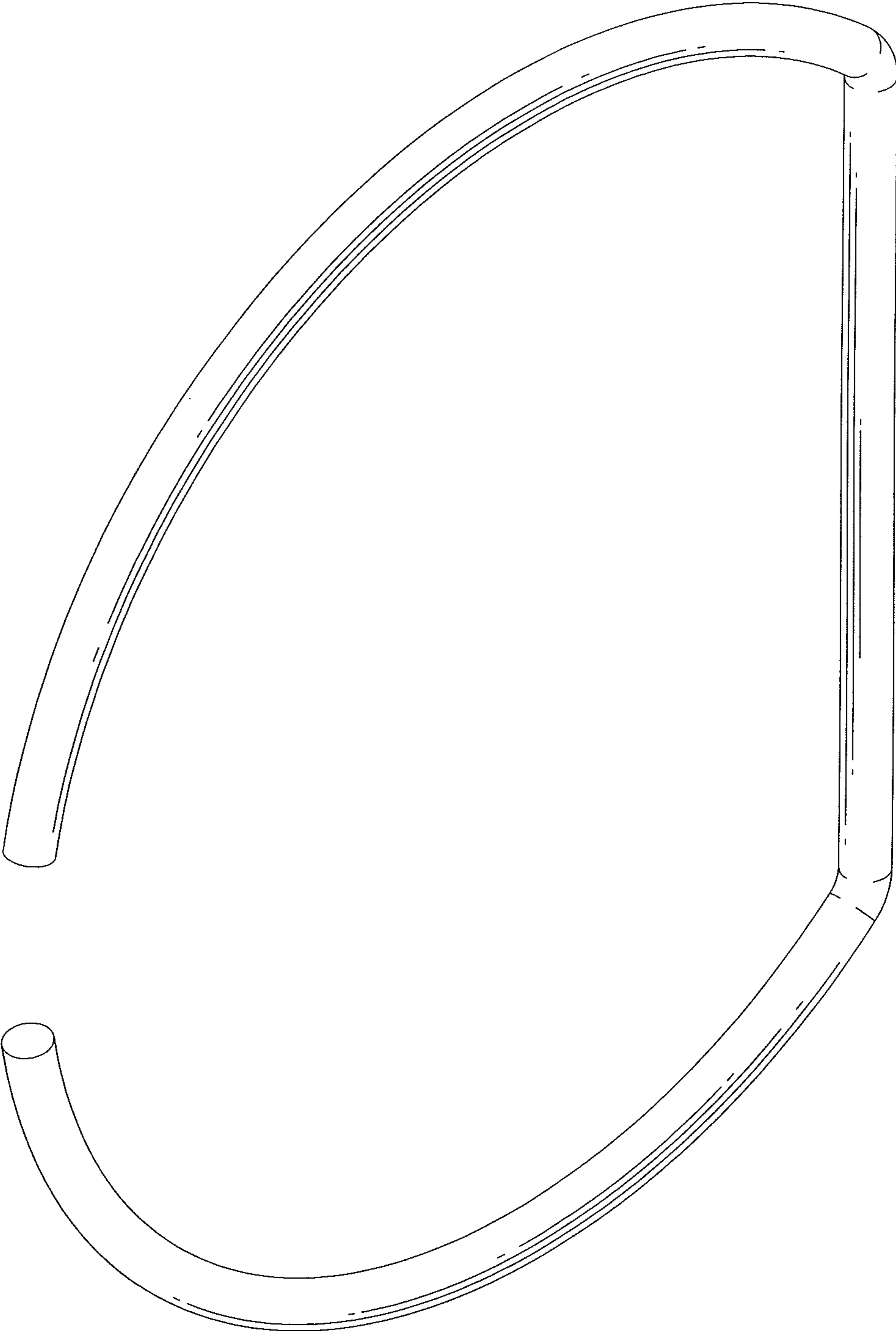


FIG. 1

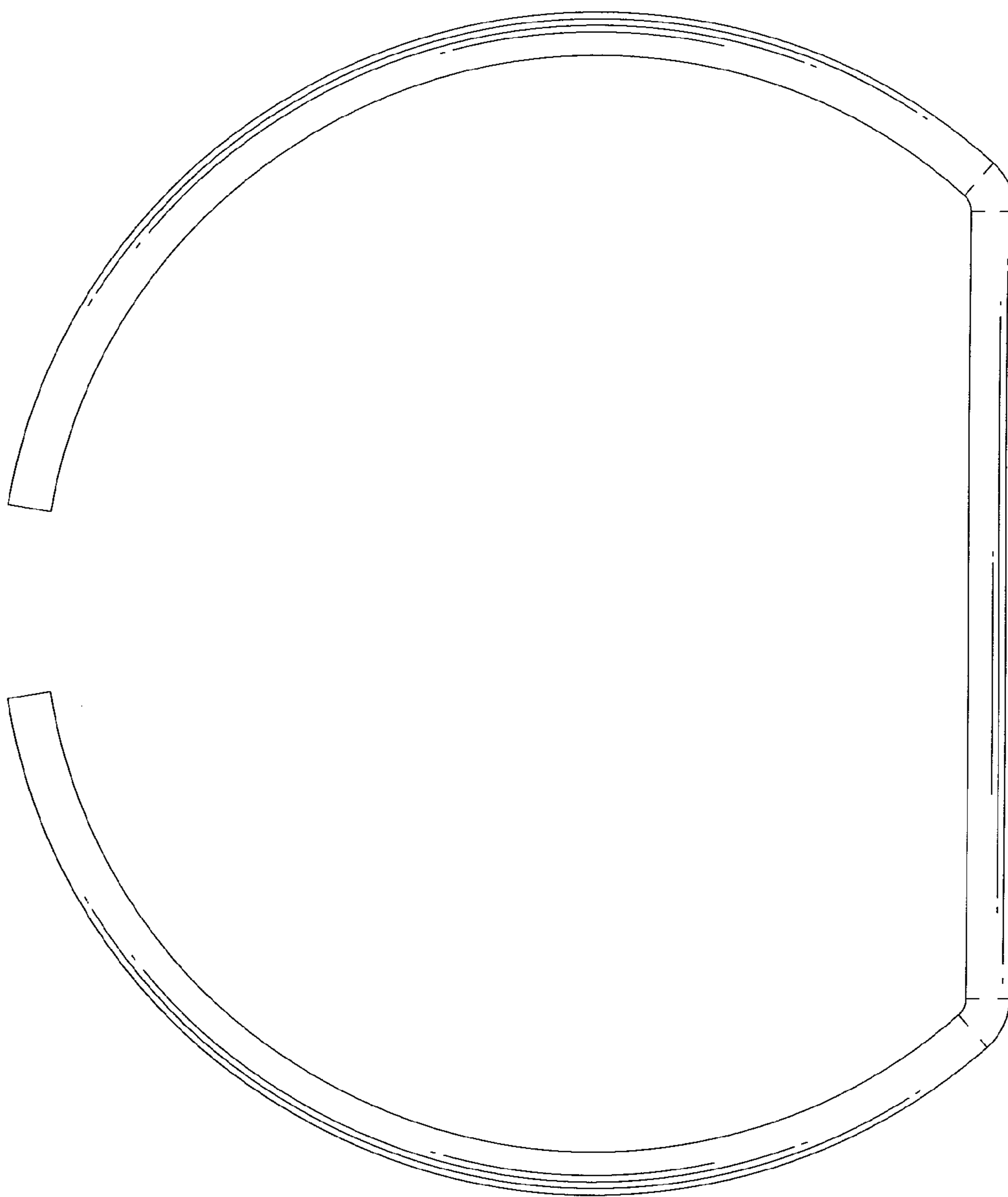


FIG. 2



FIG. 3



FIG. 4




FIG. 5

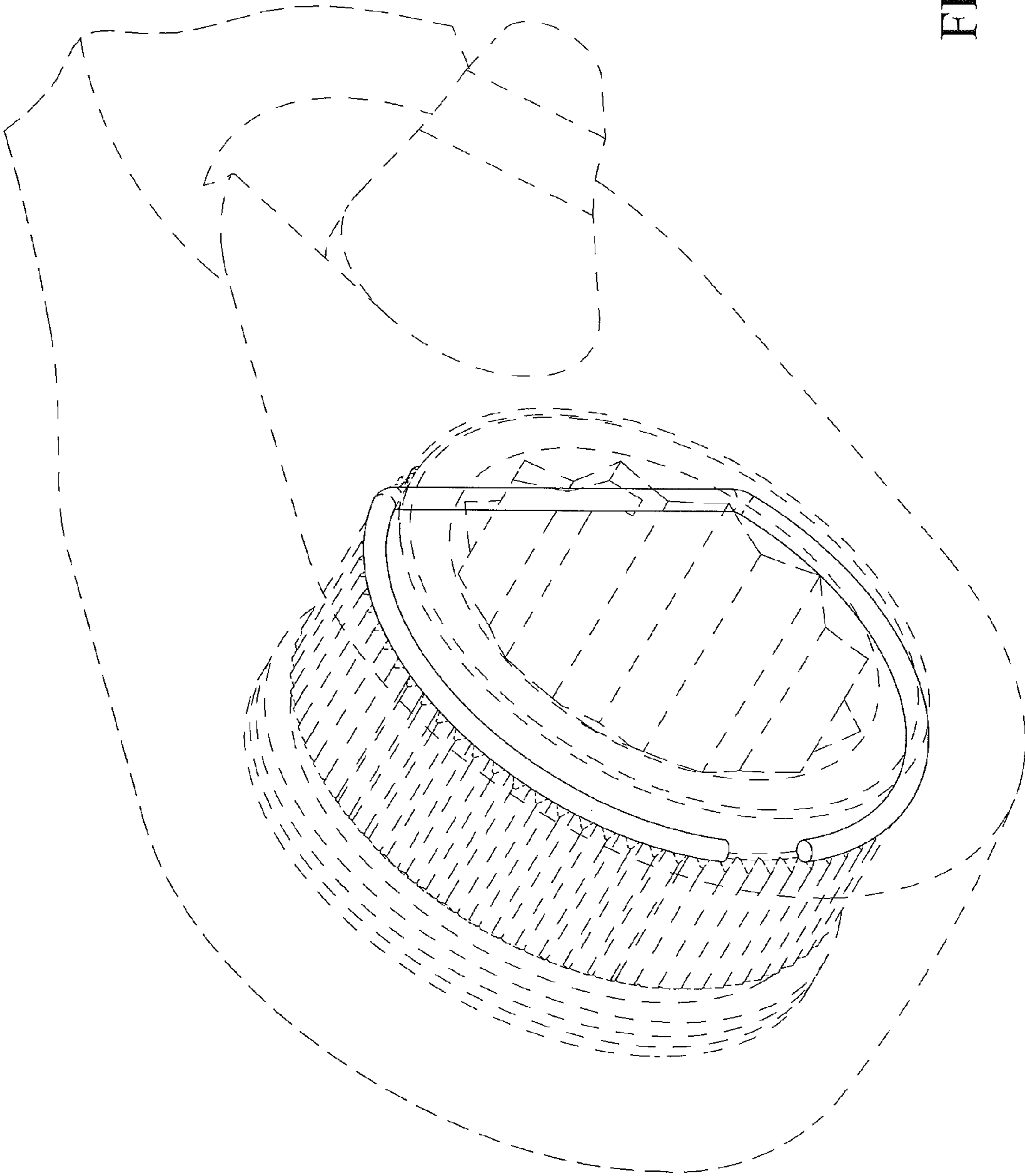


FIG. 6