



US00D749398S

(12) **United States Design Patent**  
**Bachorski et al.**

(10) **Patent No.:** **US D749,398 S**  
(45) **Date of Patent:** **\*\* Feb. 16, 2016**

(54) **VEHICLE KEY**

(71) Applicant: **VOLKSWAGEN**  
**AKTIENGESELLSCHAFT**, Wolfsburg  
(DE)

(72) Inventors: **Tomasz Bachorski**, Wolfsburg (DE);  
**Albert-Johann Kirzinger**, Wolfsburg  
(DE); **Dirk Halbauer**, Wolfsburg (DE)

(73) Assignee: **VOLKSWAGEN**  
**AKTIENGESELLSCHAFT**, Wolfsburg  
(DE)

(\*\*) Term: **14 Years**

(21) Appl. No.: **29/515,664**

(22) Filed: **Jan. 26, 2015**

**Related U.S. Application Data**

(62) Division of application No. 29/473,504, filed on Nov.  
22, 2013, now Pat. No. Des. 743,240.

(51) **LOC (10) Cl.** ..... **08-07**

(52) **U.S. Cl.**  
USPC ..... **D8/347**

(58) **Field of Classification Search**  
USPC ..... D8/347, 348; 70/51, 336, 344, 348,  
70/391, 393, 402, 408, 416, 429, 430, 460,  
70/447, 257, 278.2, 278.3, 413, 456 R, 25,  
70/2; 307/9.1, 10.1, 10.2; 340/425.5,  
340/425.13

CPC ..... E05B 19/00; E05B 19/04; E05B 19/20;  
E05B 13/00; E05B 11/00

See application file for complete search history.

(56) **References Cited**

U.S. PATENT DOCUMENTS

4,888,970	A *	12/1989	Kinzler et al. ....	70/456 R
D407,007	S *	3/1999	Sacco et al. ....	D8/347
6,016,676	A *	1/2000	McConnell ....	70/408
6,089,060	A *	7/2000	Steeley ....	70/456 R
D442,060	S *	5/2001	Neset et al. ....	D8/347
6,386,007	B1 *	5/2002	Johnson et al. ....	70/408
D461,047	S *	8/2002	Peterson ....	D3/208
D495,585	S *	9/2004	Osada ....	D8/347
D557,111	S *	12/2007	Ydremark et al. ....	D8/347
D635,841	S *	4/2011	Lindley ....	D8/347

\* cited by examiner

*Primary Examiner* — Prabhakar Deshmukh

(74) *Attorney, Agent, or Firm* — Lucas & Mercanti, LLP;  
Klaus P. Stoffel

(57) **CLAIM**

The ornamental design for a vehicle key, as shown and  
described.

**DESCRIPTION**

FIG. 1 is a front view of a vehicle key showing our new  
design;  
FIG. 2 is a rear, right side perspective view thereof;  
FIG. 3 is a top view thereof;  
FIG. 4 is a bottom view thereof;  
FIG. 5 is right side view thereof;  
FIG. 6 is a left side view thereof; and,  
FIG. 7 is a perspective view thereof.  
The surface indicia in FIGS. 1 and 7 form no part of the  
claimed design.

**1 Claim, 4 Drawing Sheets**








Fig. 1




Fig. 2




Fig. 3

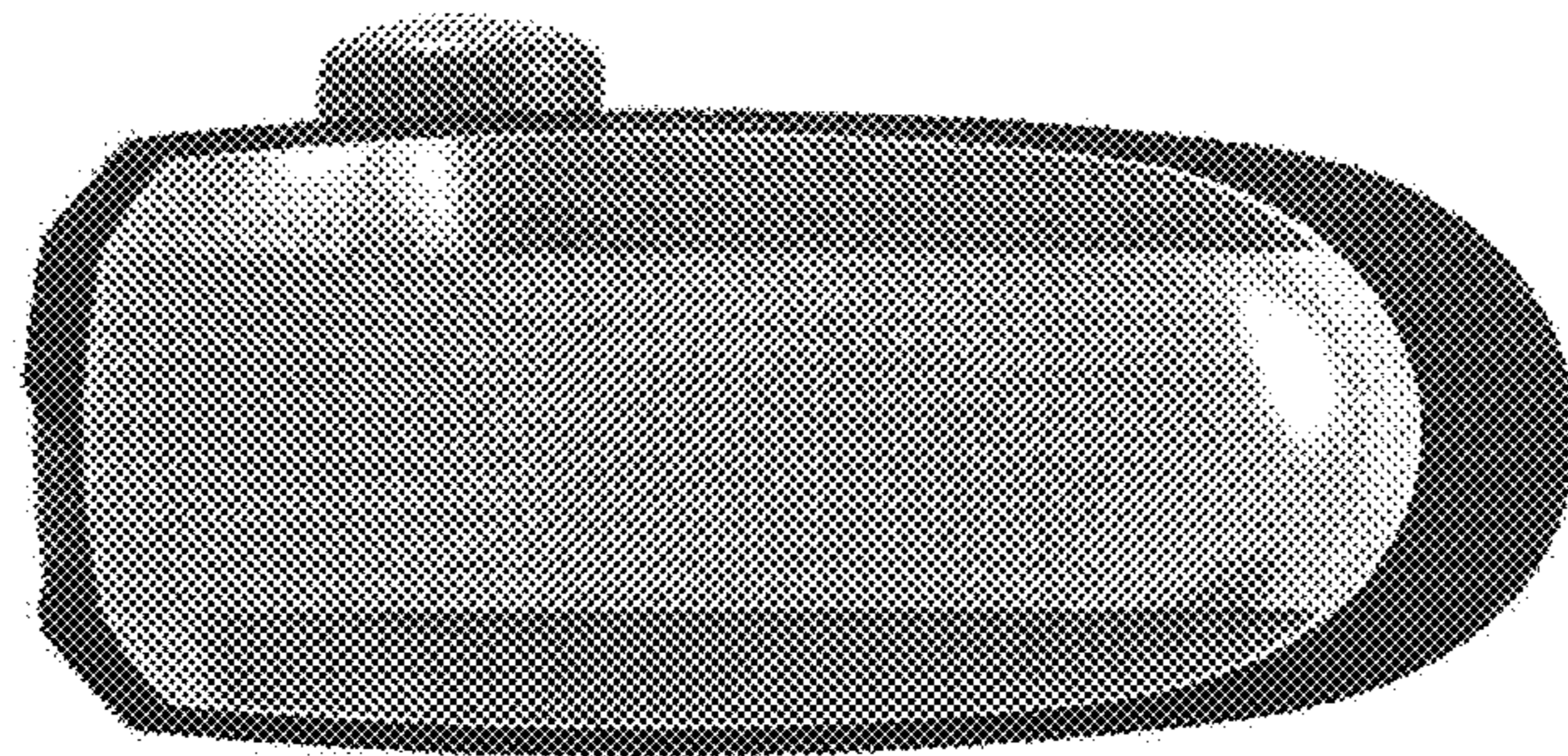


Fig. 4






Fig. 5




Fig. 6



**Fig. 7**