



US00D749387S

(12) **United States Design Patent**
Chang

(10) **Patent No.:** **US D749,387 S**

(45) **Date of Patent:** **** Feb. 16, 2016**

(54) **OPEN-END WRENCH**

(71) Applicant: **Chih-Min Chang**, Xiushui Township,
Changhua County (TW)

(72) Inventor: **Chih-Min Chang**, Xiushui Township,
Changhua County (TW)

(**) Term: **14 Years**

(21) Appl. No.: **29/509,470**

(22) Filed: **Nov. 18, 2014**

(30) **Foreign Application Priority Data**

May 19, 2014 (TW) 103302989

(51) **LOC (10) Cl.** **08-05**

(52) **U.S. Cl.**
USPC **D8/28**

(58) **Field of Classification Search**
USPC D8/17, 21-29; 81/58, 58.2, 119, 124.4,
81/125.1, 186
CPC B25B 13/02; B25B 13/08; B25B 13/04;
B25B 13/065
See application file for complete search history.

(56) **References Cited**

U.S. PATENT DOCUMENTS

D357,618 S * 4/1995 Macor D8/28
D410,826 S * 6/1999 Hsieh D8/28

6,009,778 A * 1/2000 Hsieh 81/119
6,082,228 A * 7/2000 Macor 81/119
6,145,414 A * 11/2000 Hsieh 81/119
6,240,812 B1 * 6/2001 Baker 81/119
6,305,252 B1 * 10/2001 Hsu 81/186
D554,454 S * 11/2007 Hsieh D8/28
7,661,339 B2 * 2/2010 Wu 81/186
D624,796 S * 10/2010 Taylor, Jr. D8/28
D658,462 S * 5/2012 Hsieh D8/28
D662,799 S * 7/2012 Hsieh D8/28

* cited by examiner

Primary Examiner — Randall Gholson

(74) *Attorney, Agent, or Firm* — Muncy, Geissler, Olds &
Lowe, P.C.

(57) **CLAIM**


The ornamental design for an open-end wrench, as shown and described.

DESCRIPTION

FIG. 1 is a perspective view of the present design;
FIG. 2 is a front view of the present design;
FIG. 3 is a rear view of the present design;
FIG. 4 is a left side view of the present design;
FIG. 5 is a right side view of the present design;
FIG. 6 is a top view of the present design; and,
FIG. 7 is a bottom view of the present design.

The broken lines depict portions of the open-end wrench that form no part of the claimed design.

1 Claim, 4 Drawing Sheets



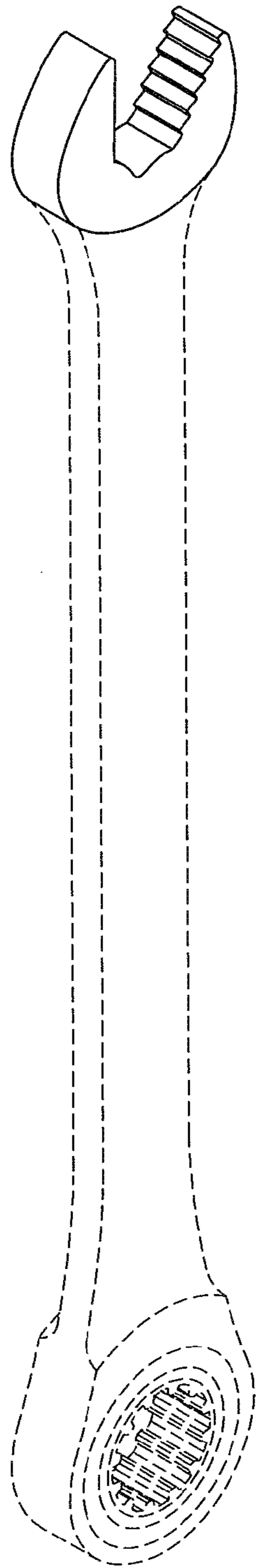


FIG. 1

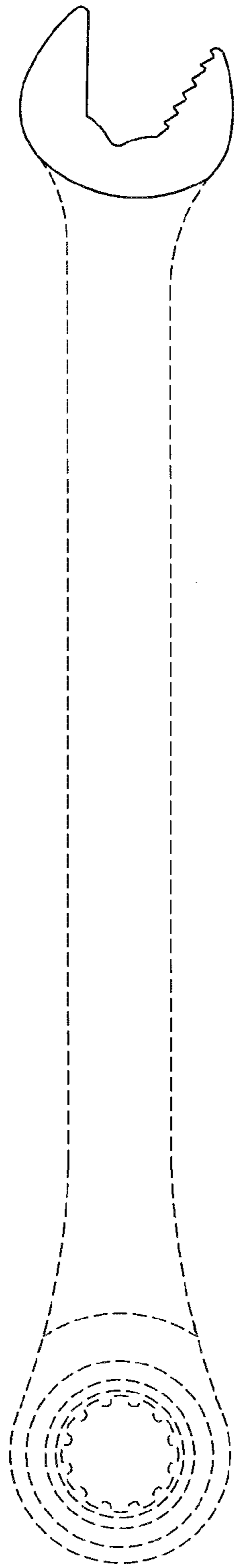


FIG. 2

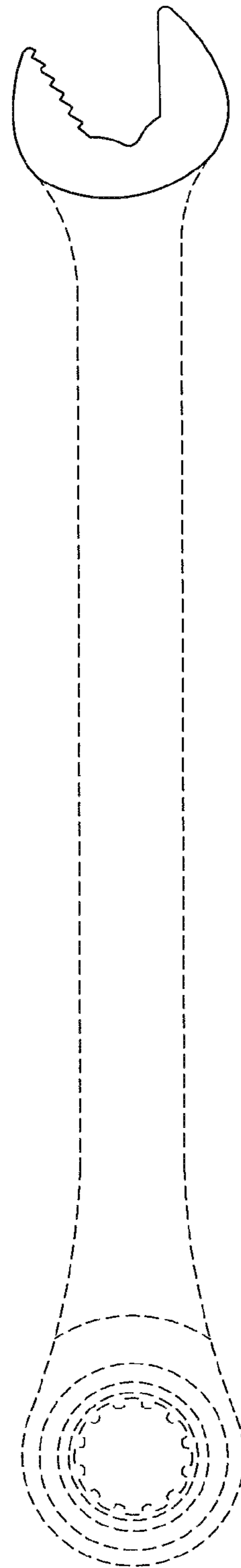


FIG. 3

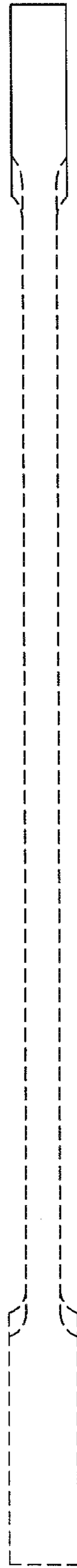


FIG. 4




FIG. 5

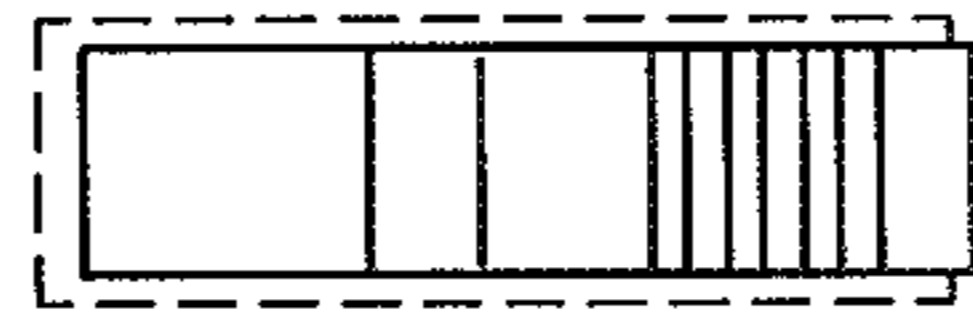


FIG. 6




FIG. 7