



US00D749386S

(12) **United States Design Patent**
Talbot

(10) **Patent No.:** **US D749,386 S**

(45) **Date of Patent:** **** Feb. 16, 2016**

(54) **WRENCH TOOL FOR SKATEBOARD**

(71) Applicant: **Daniel R Talbot, Mitchell (CA)**

(72) Inventor: **Daniel R Talbot, Mitchell (CA)**

(**) Term: **14 Years**

(21) Appl. No.: **29/502,772**

(22) Filed: **Sep. 19, 2014**

(51) **LOC (10) Cl.** **08-05**

(52) **U.S. Cl.**
USPC **D8/28**

(58) **Field of Classification Search**

USPC D8/14, 17, 21-29, 354, 107; 81/60,
81/177.1, 177.85, 121.1, 124.3, 165-170,
81/110.1, 176.2, 124.6, 176.1, 176.15,
81/177.2, 186, 437-439, 489, 490, 177.4;
16/110.1; D15/144.1, 143; 219/75,
219/227, 229, 121.16, 121.18; 7/138, 165,
7/139

CPC B25B 13/48
See application file for complete search history.

(56) **References Cited**

U.S. PATENT DOCUMENTS

D433,892 S * 11/2000 Swank et al. D8/14
6,279,434 B1 * 8/2001 Brown 81/437
6,295,897 B1 * 10/2001 Swank et al. 81/124.4
6,378,701 B1 * 4/2002 Kuo 206/378

6,502,483 B1 * 1/2003 Swank et al. 81/437
D470,733 S * 2/2003 Schmitt, Jr. D8/21
D490,284 S * 5/2004 McElligott et al. D8/21
6,865,760 B2 * 3/2005 Oberndorfer 7/138
7,127,766 B1 * 10/2006 Carter 7/138
D577,271 S * 9/2008 Ganz et al. D8/27
D631,309 S * 1/2011 Patti D8/21
D635,420 S * 4/2011 Fischer D8/28
D661,561 S * 6/2012 Stinson D8/29

* cited by examiner

Primary Examiner — Randall Gholson

(74) *Attorney, Agent, or Firm* — Call & Jensen

(57) **CLAIM**

I claim the ornamental design for a wrench tool for skateboard, as shown and described.

DESCRIPTION

FIG. 1 is a front perspective view of a wrench tool for skateboard;

FIG. 2 is a rear perspective view thereof;

FIG. 3 is a front view thereof;

FIG. 4 is a right side view thereof;

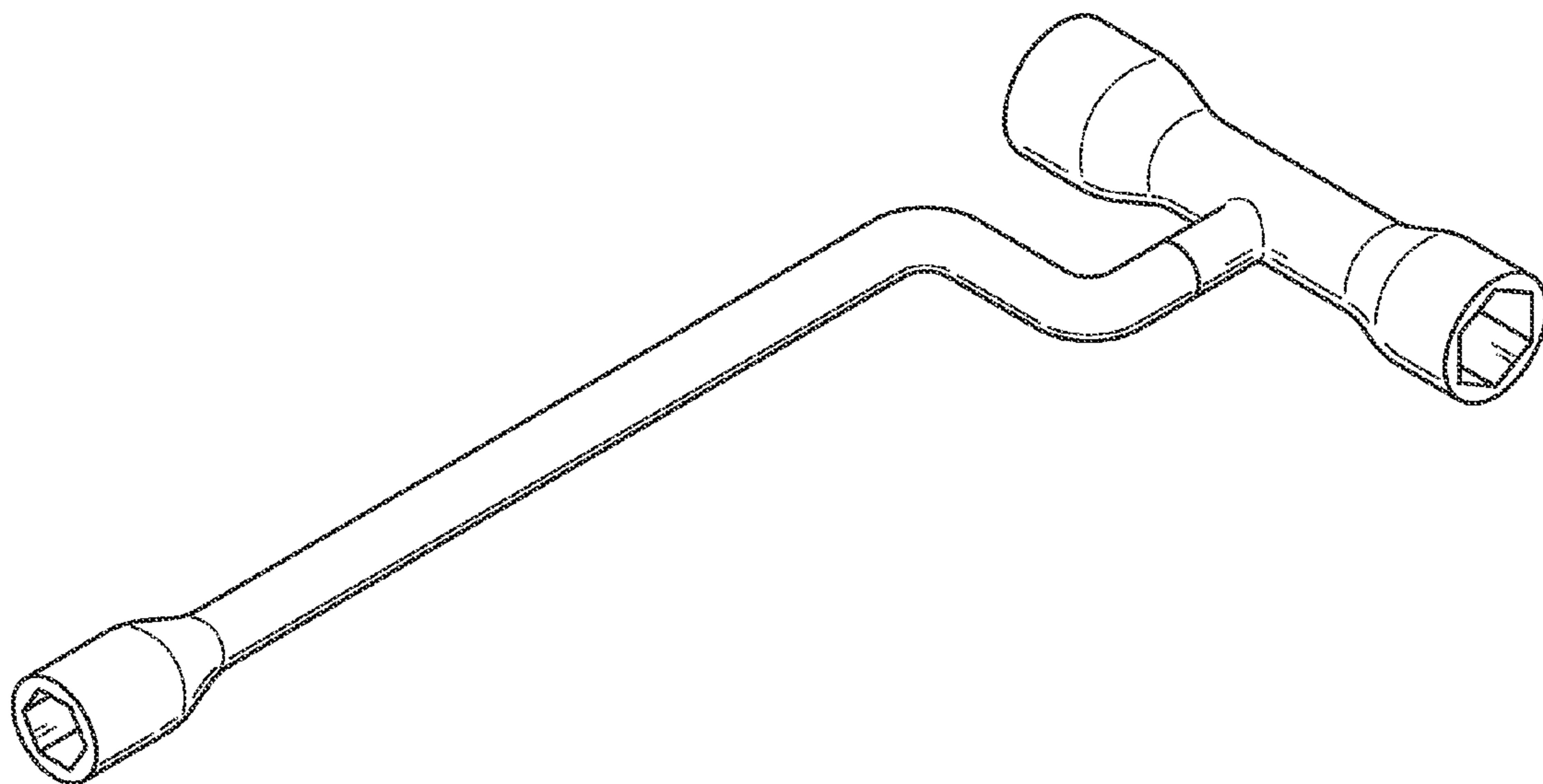
FIG. 5 is a left side view thereof;

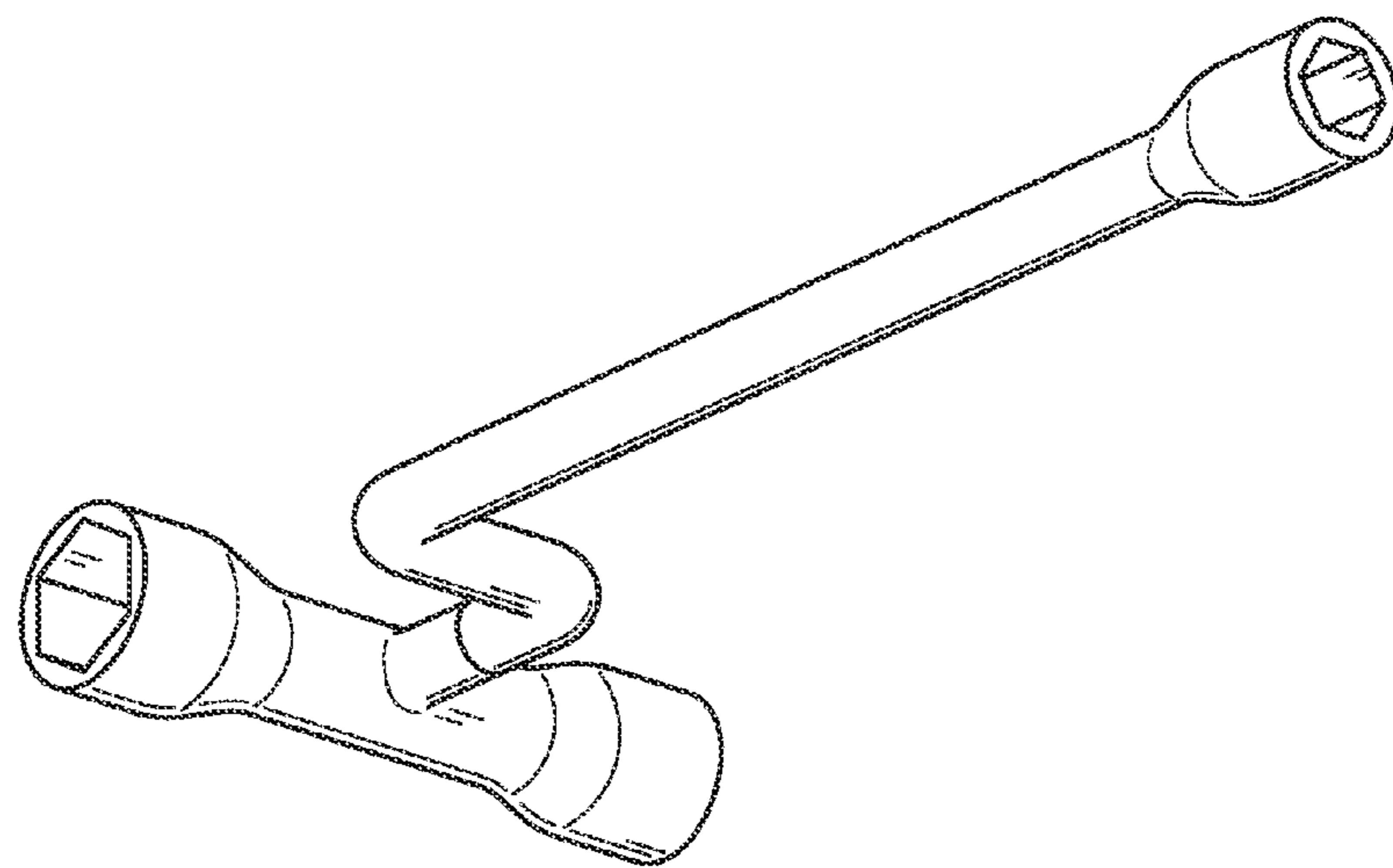
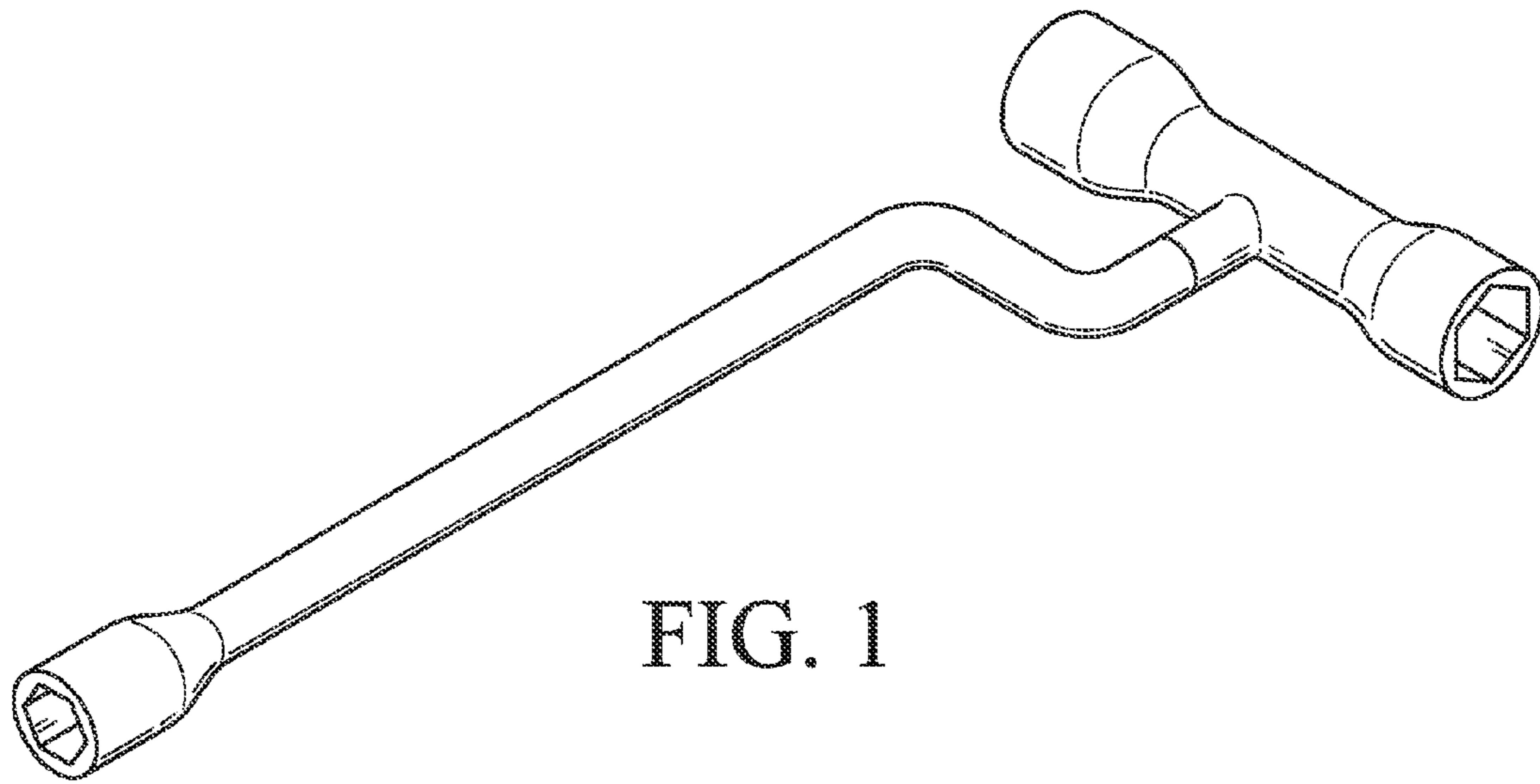
FIG. 6 is a top view thereof; and,

FIG. 7 is a front perspective view of the wrench tool for skateboard of FIG. 1 in an alternative orientation.

The broken lines in the drawings are for illustrative purposes only and form no part of the claimed design.

1 Claim, 3 Drawing Sheets





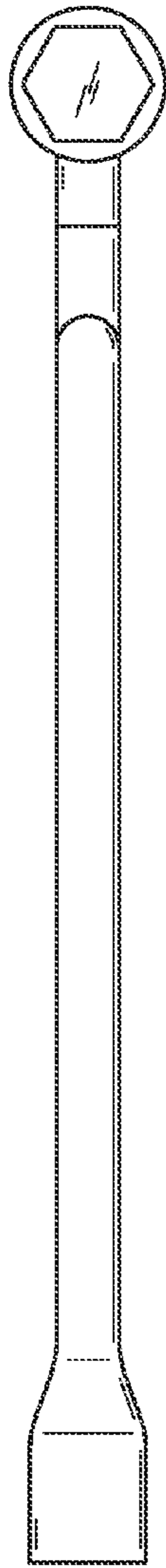


FIG. 4

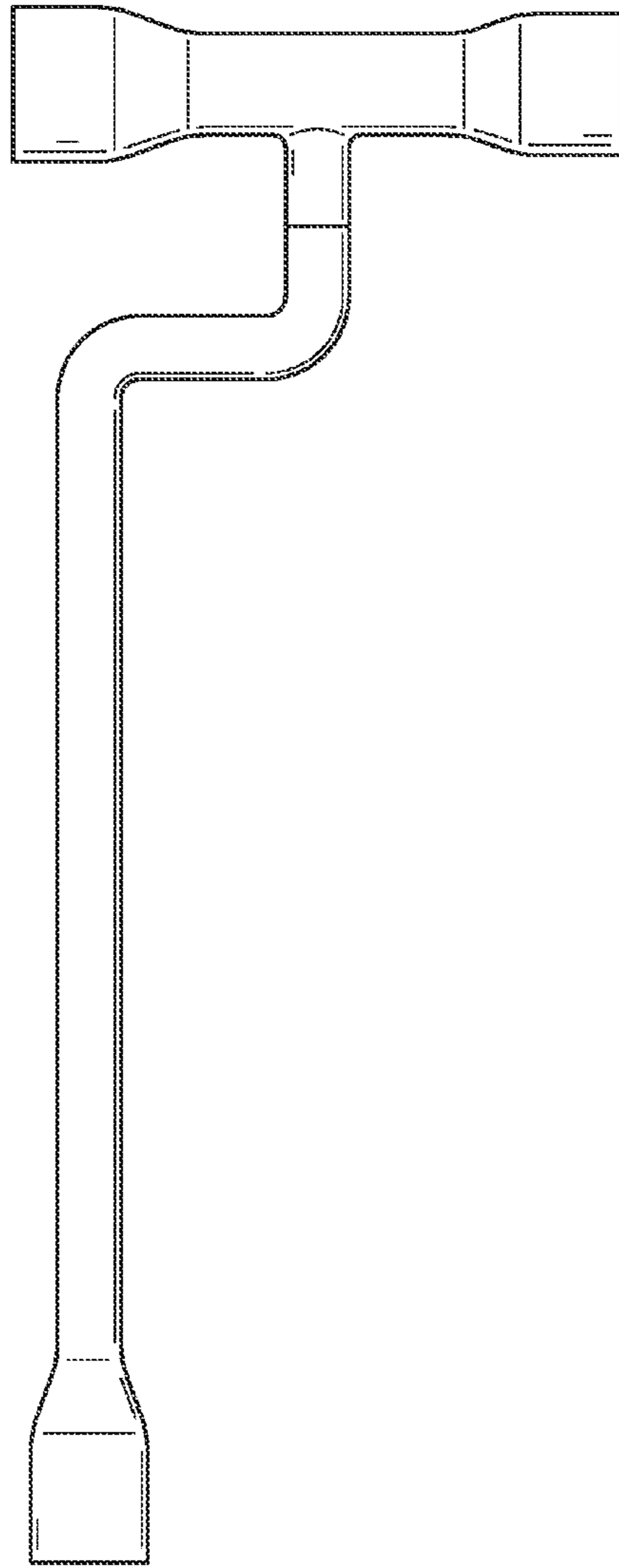


FIG. 3

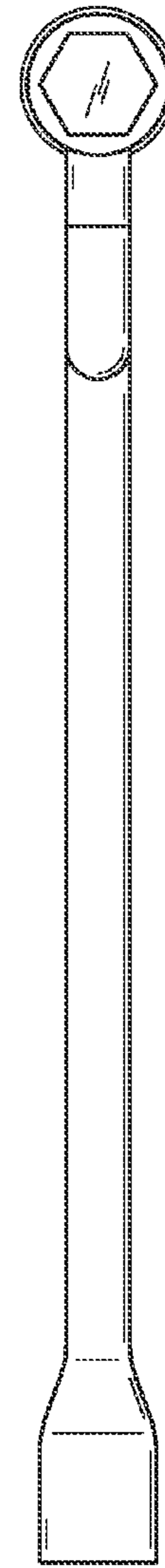
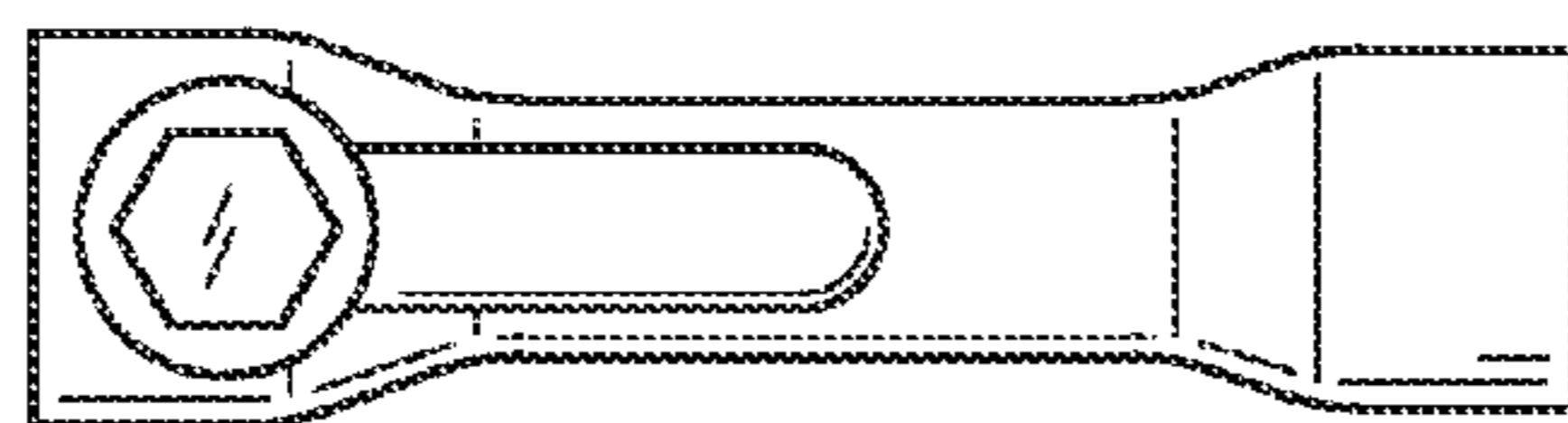


FIG. 5

FIG. 6



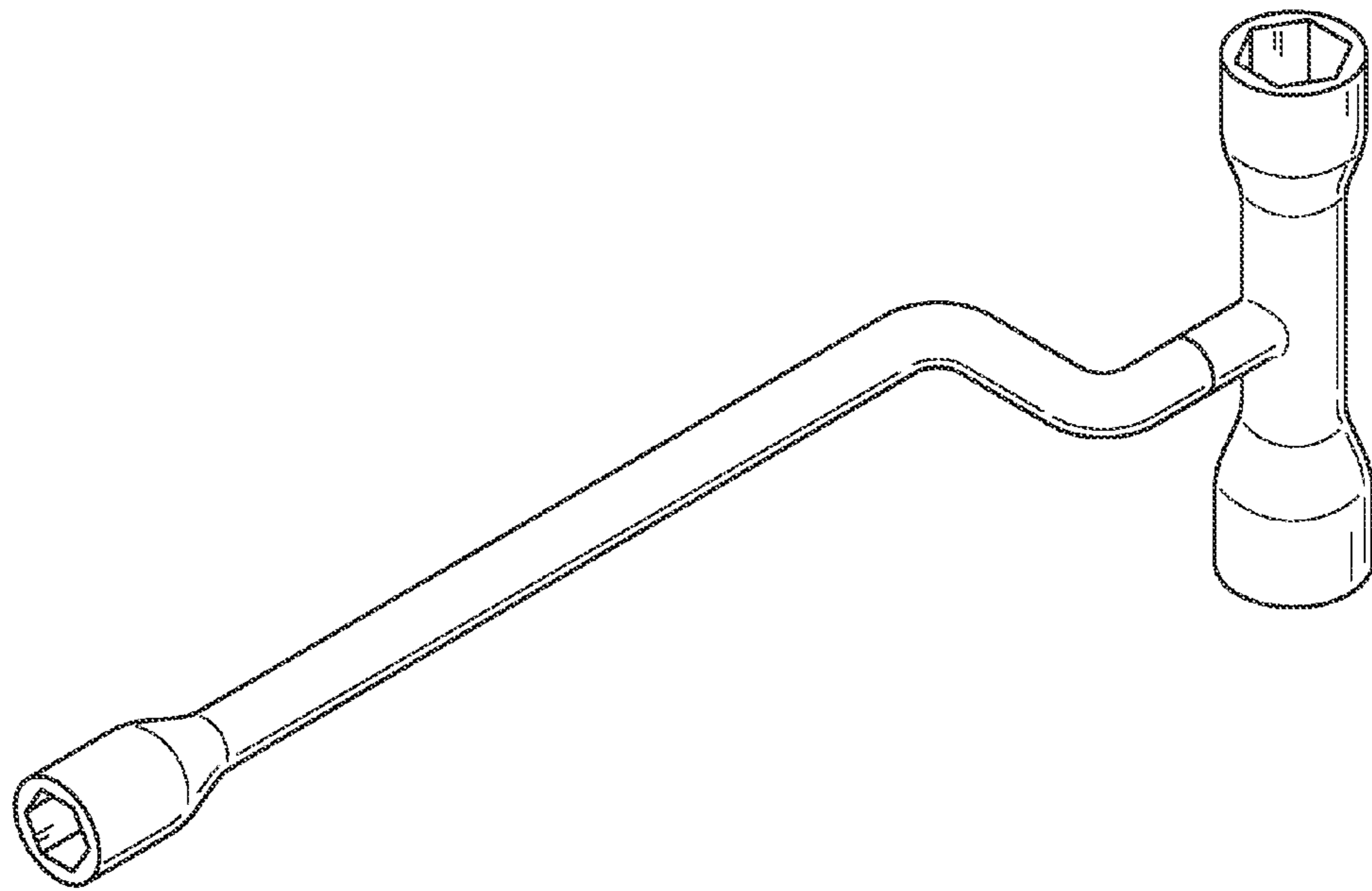


FIG. 7