



US00D749376S

(12) **United States Design Patent**
Genatossio et al.

(10) **Patent No.:** **US D749,376 S**

(45) **Date of Patent:** **** Feb. 16, 2016**

(54) **LONG HEAD SPOON WITH SILICONE END**

(71) Applicant: **Le Creuset SAS**, Fresnoy-le-Grand (FR)

(72) Inventors: **Louis F. Genatossio**, Shrewsbury, MA (US); **Kimberly A. Rada**, Apex, NC (US)

(73) Assignee: **Le Creuset SAS**, Fresnoy-le-Grand (FR)

(**) Term: **14 Years**

(21) Appl. No.: **29/496,512**

(22) Filed: **Jul. 14, 2014**

(51) **LOC (10) Cl.** **07-04**

(52) **U.S. Cl.**
USPC **D7/691**

(58) **Field of Classification Search**
USPC D7/688-692, 669, 368; 30/324-328;
294/7, 8
CPC A47J 43/288; A47J 43/281; A47J 43/28;
A47G 21/04

See application file for complete search history.

(56) **References Cited**

U.S. PATENT DOCUMENTS

D443,801 S * 6/2001 Short D7/688
D458,090 S * 6/2002 Veltri D7/688
D464,536 S * 10/2002 Veltri D7/688

D689,345 S * 9/2013 Genatossio D7/688
2002/0093210 A1 * 7/2002 Sassone A47J 43/288
294/7
2007/0050986 A1 * 3/2007 Foster A47J 37/0786
30/142

* cited by examiner

Primary Examiner — Terry Wallace

(74) *Attorney, Agent, or Firm* — Andrews Kurth LLP

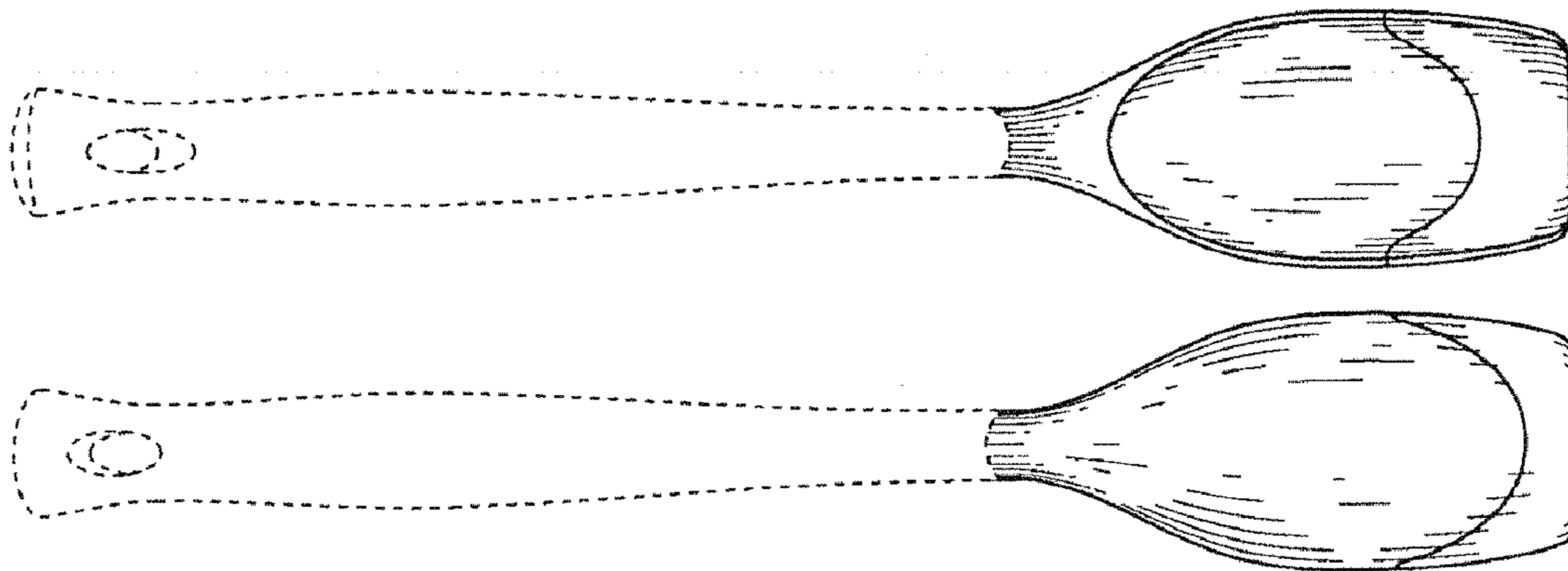
(57) **CLAIM**

The ornamental design for a long head spoon with silicone end, as shown and described.

DESCRIPTION

FIG. 1 is a perspective view of the long head spoon with the spoon head showing our new design;
FIG. 2 is a top view of the long head spoon with the spoon head of our new design;
FIG. 3 is a bottom view of the long head spoon with the spoon head of our new design;
FIG. 4 is a side view of the long head spoon with the spoon head of our new design; and,
FIG. 5 is an end view of the front of the long head spoon with the spoon head of our new design.
The broken lines in FIGS. 1, 2, 3, 4, and 5, showing a handle connected to the long head spoon, are for illustrative purposes only, and form no part of the claimed design.

1 Claim, 2 Drawing Sheets



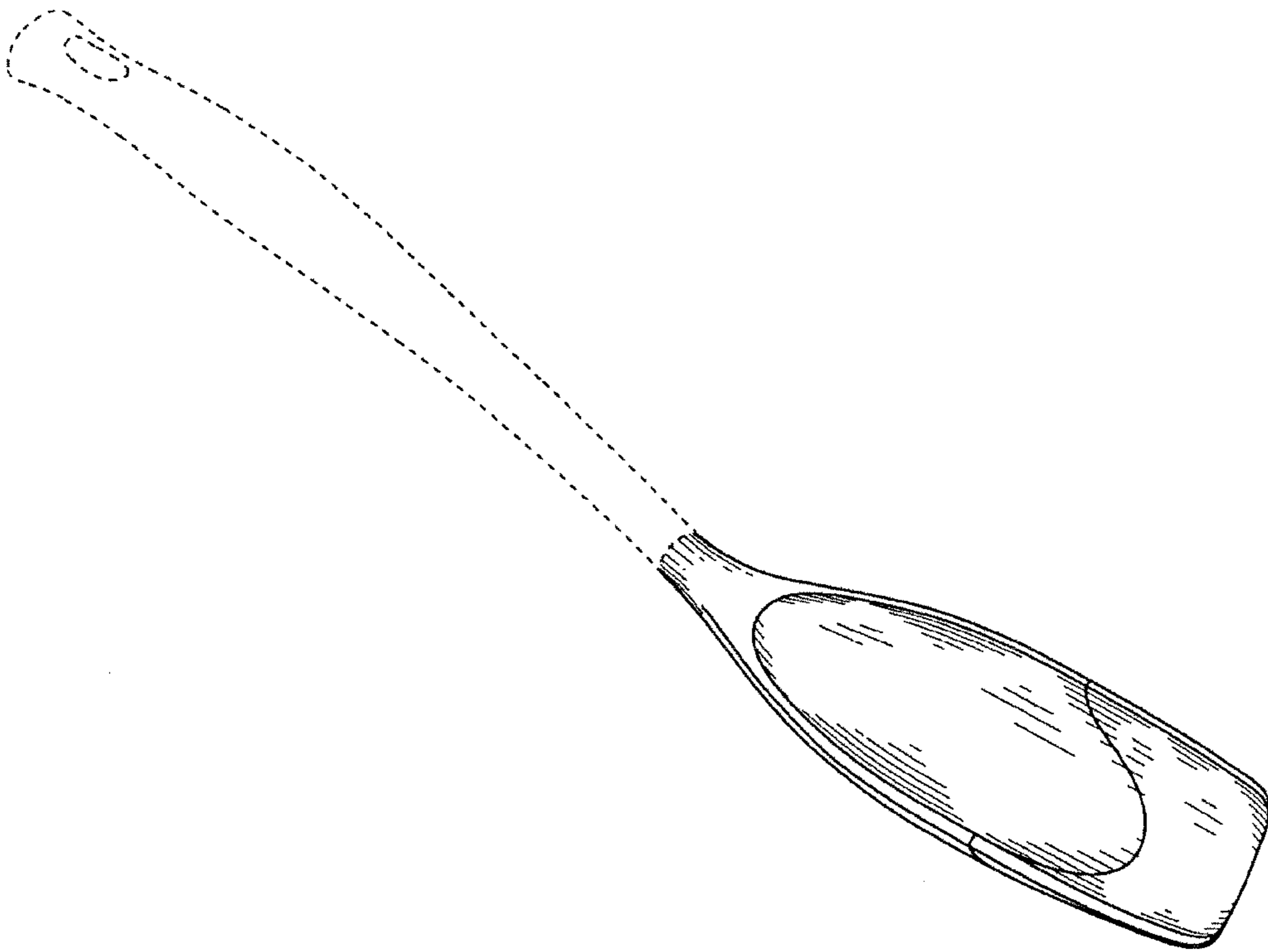


FIG. 1

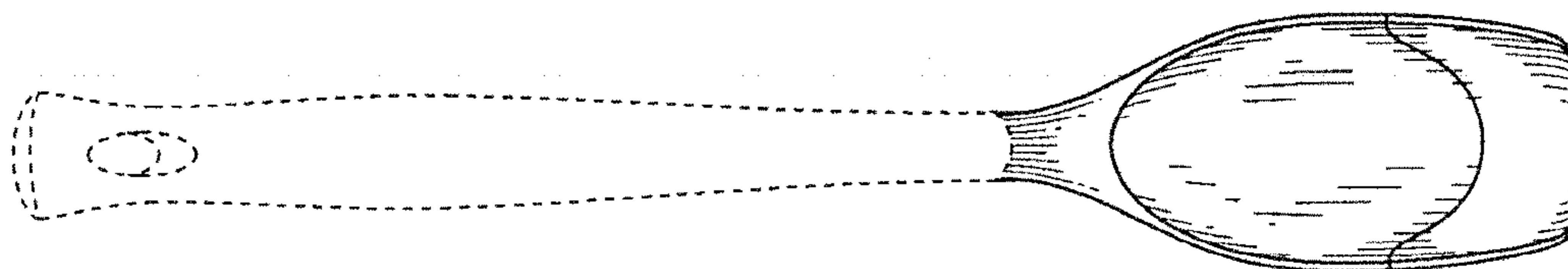


FIG. 2

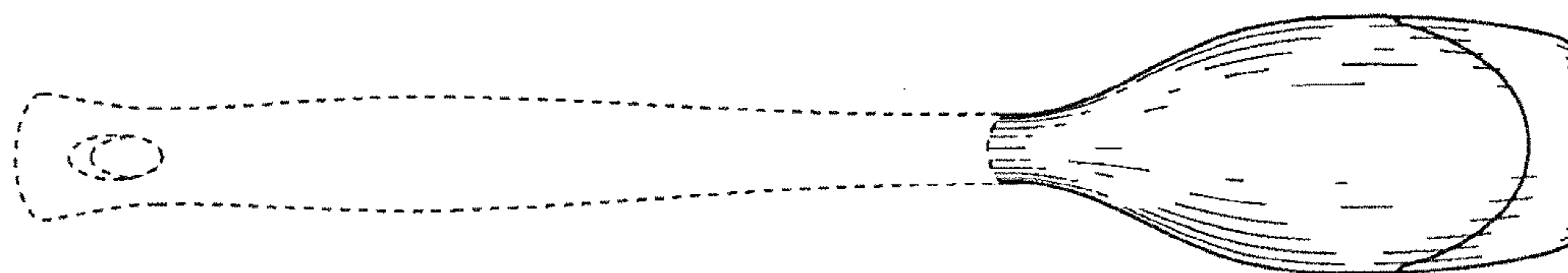


FIG. 3

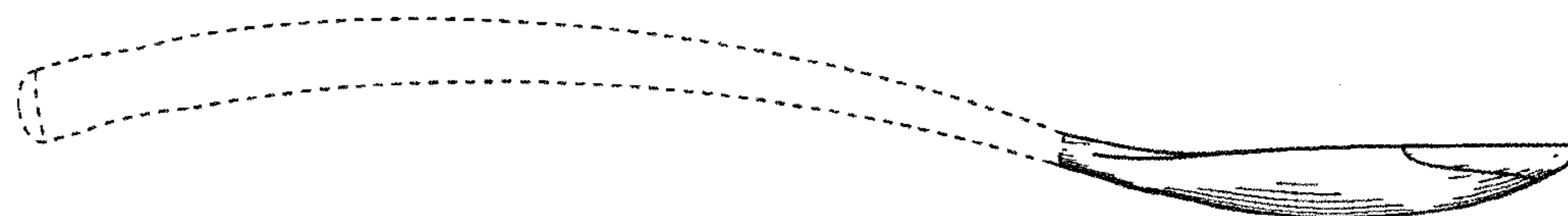


FIG. 4

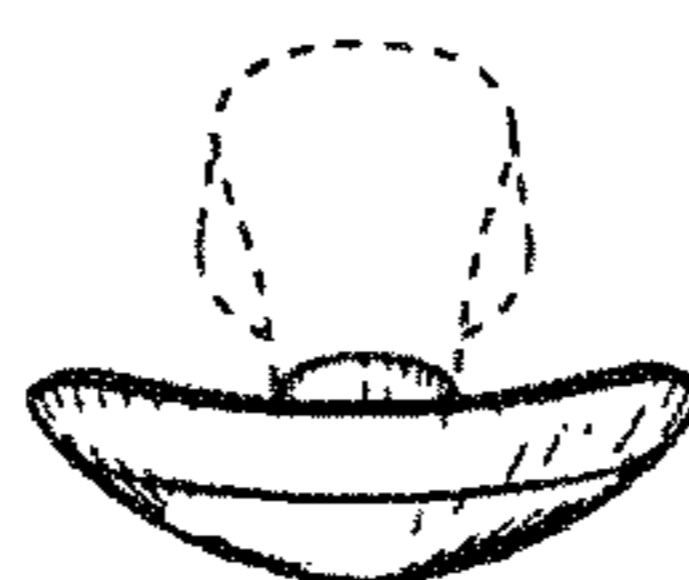


FIG. 5