



US00D749375S

(12) **United States Design Patent**  
**Mäkelä**

(10) **Patent No.:** **US D749,375 S**

(45) **Date of Patent:** **\*\* Feb. 16, 2016**

(54) **BALL WHISK**

(71) Applicant: **Fiskars Home Oy Ab**, Helsinki (FI)

(72) Inventor: **Antti Mäkelä**, Helsinki (FI)

(73) Assignee: **Fiskars Home Oy Ab**, Helsinki (FI)

(\*\*) Term: **14 Years**

(21) Appl. No.: **29/497,101**

(22) Filed: **Jul. 21, 2014**

(30) **Foreign Application Priority Data**

Jan. 29, 2014 (EM) ..... 002393769-0004

(51) **LOC (10) Cl.** ..... **07-04**

(52) **U.S. Cl.**

USPC ..... **D7/690**; D7/688

(58) **Field of Classification Search**

USPC ..... D7/680-696, 393, 395; 7/110, 112;  
366/129, 130, 118, 117, 342-344,  
366/325.6, 325.1; 416/70 R, 69, 227 R, 230

CPC ..... A47J 43/1093; A47J 43/0711

See application file for complete search history.

(56) **References Cited**

U.S. PATENT DOCUMENTS

2,787,945	A *	4/1957	Greiner .....	A01B 1/14 294/57
5,947,595	A *	9/1999	Eurisch .....	A47J 43/1093 366/129
D488,034	S *	4/2004	Overthun .....	D7/690
D541,600	S *	5/2007	Olsen .....	D7/690
D575,597	S *	8/2008	Reay .....	D7/690
D599,178	S *	9/2009	Reay .....	D7/690
8,313,228	B2 *	11/2012	Reay .....	A47J 43/1093 366/117

\* cited by examiner

*Primary Examiner* — Terry Wallace

(74) *Attorney, Agent, or Firm* — Foley & Lardner LLP

(57) **CLAIM**


I claim the ornamental design for a ball whisk, as shown and described.

**DESCRIPTION**

FIG. 1 is an isometric view of a ball whisk;  
FIG. 2 is a front elevational view thereof;  
FIG. 3 is a rear elevational view thereof;  
FIG. 4 is a left side elevational view thereof;  
FIG. 5 is a right side elevational view thereof;  
FIG. 6 is a top plan view thereof; and,  
FIG. 7 is a bottom plan view thereof.

The ornamental design which is claimed is shown in solid lines in the drawings. The broken line showing of portions of the ball whisk illustrate portions of the ball whisk which form no part of the claimed design.

**1 Claim, 4 Drawing Sheets**



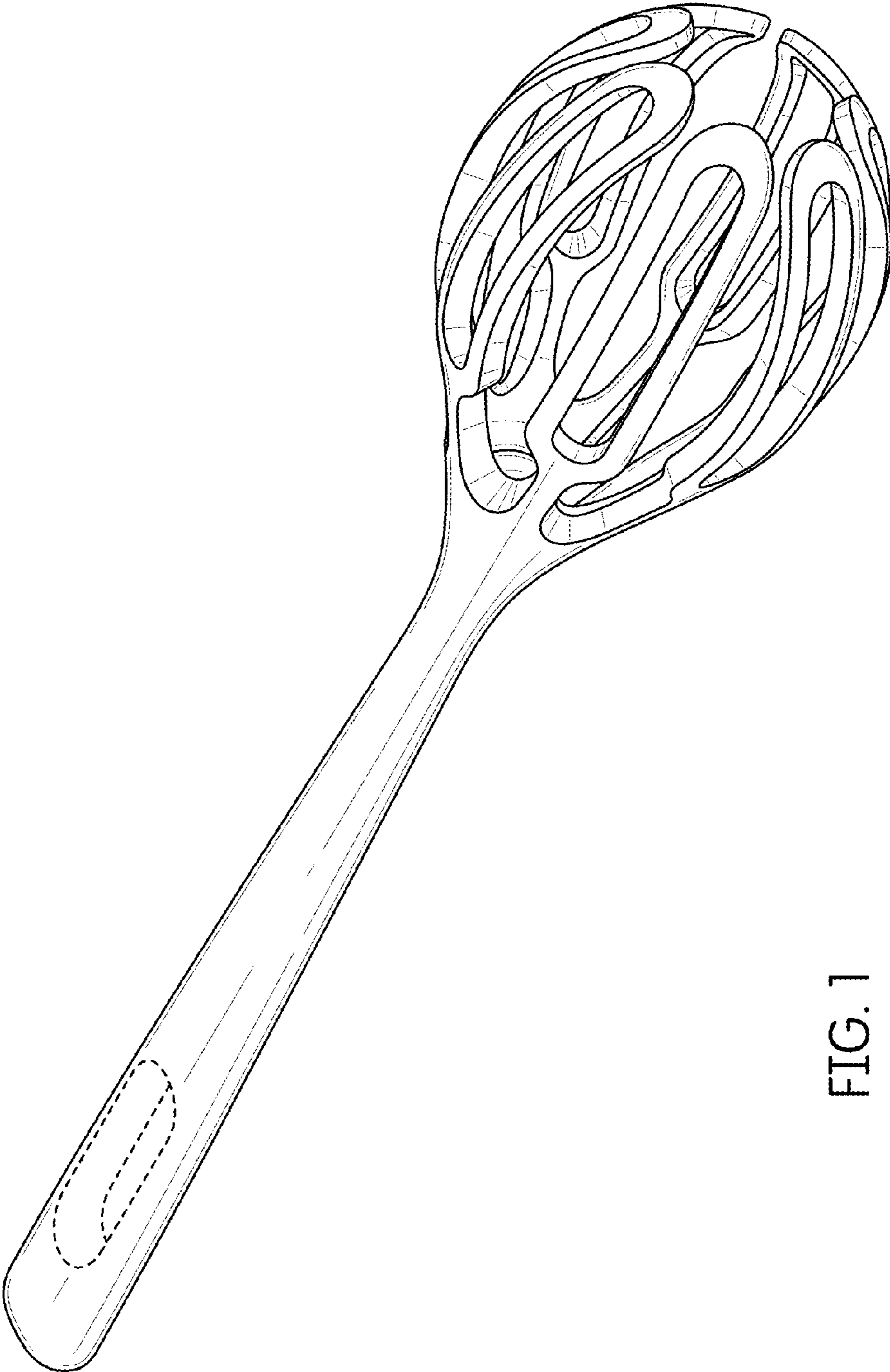


FIG. 1




FIG. 3




FIG. 2

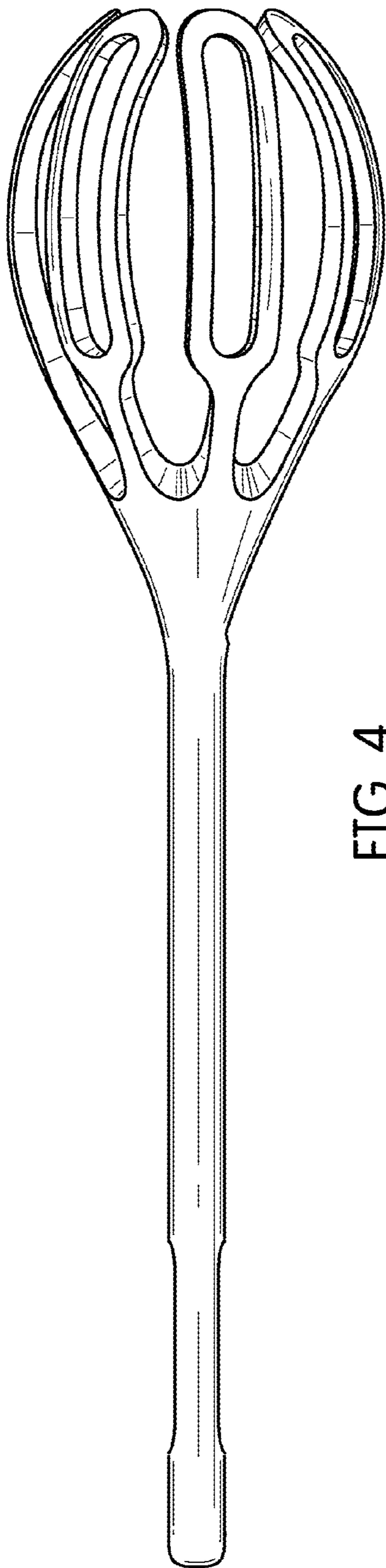


FIG. 4

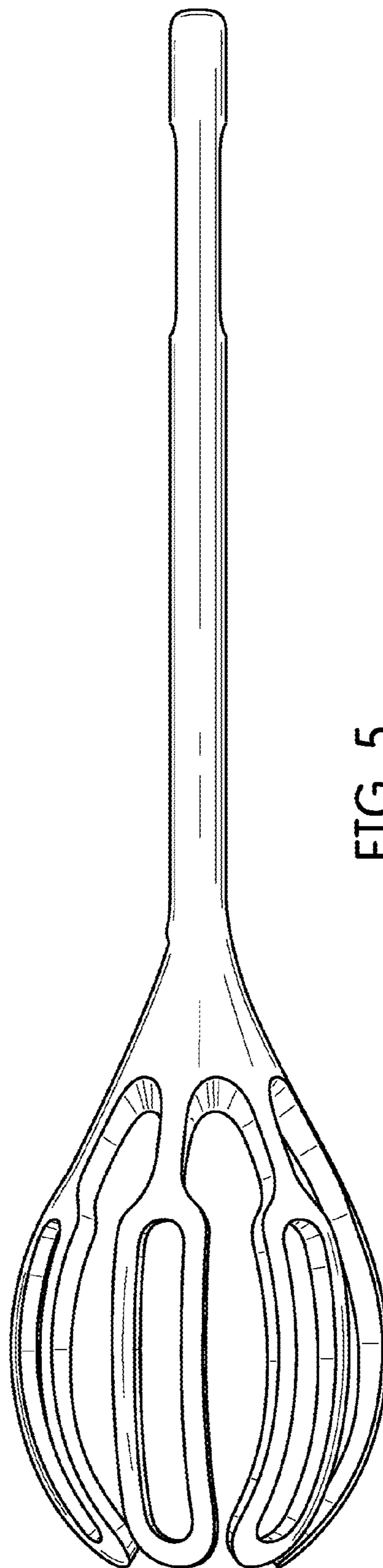


FIG. 5

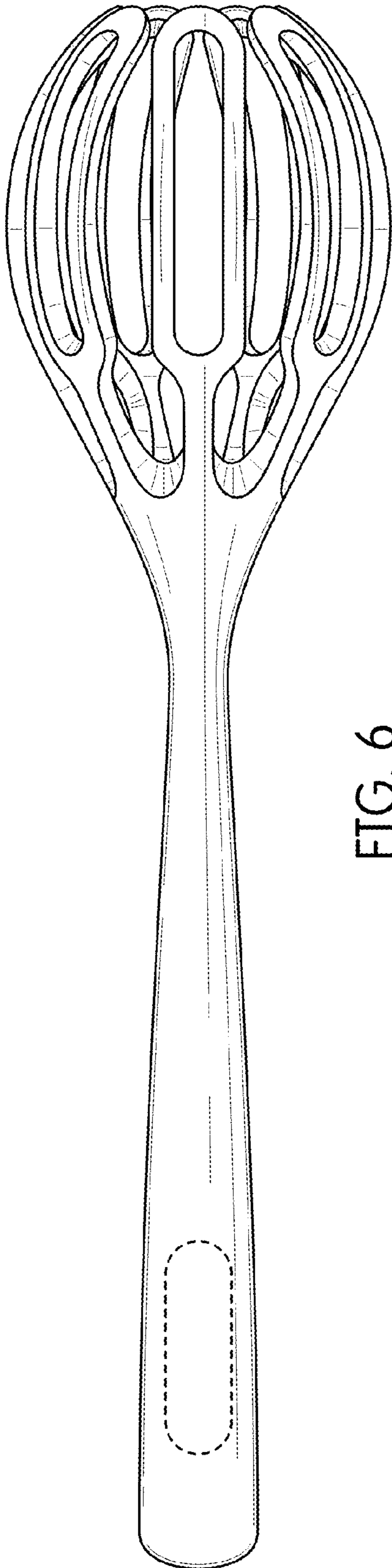


FIG. 6

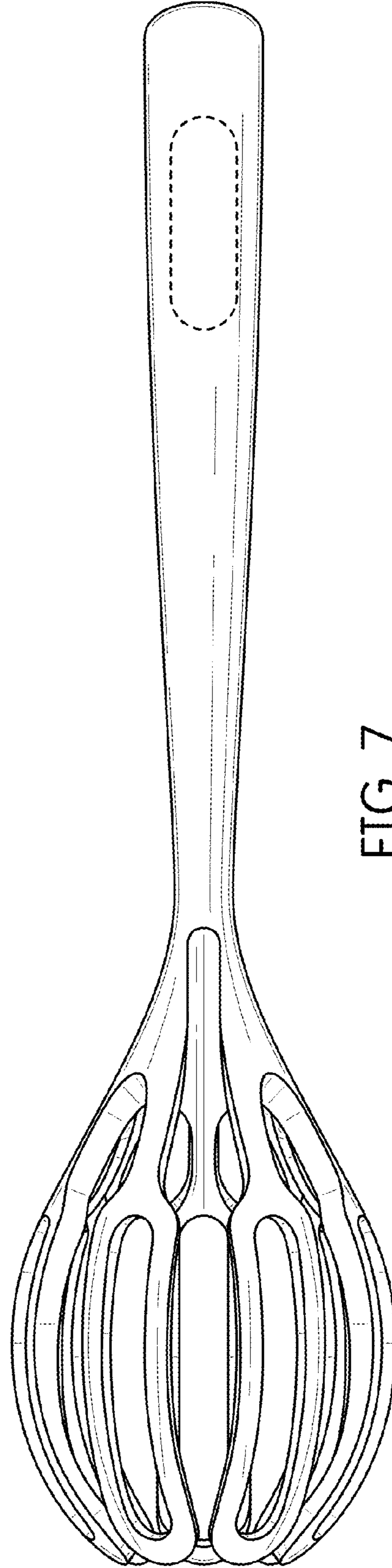


FIG. 7