



US00D749365S

(12) **United States Design Patent**
Hume et al.

(10) **Patent No.:** **US D749,365 S**
(45) **Date of Patent:** **** Feb. 16, 2016**

(54) **BEVERAGE VESSEL**

- (71) Applicant: **True Fabrications, Inc.**, Seattle, WA (US)
- (72) Inventors: **Ryan William Hume**, Seattle, WA (US);
Erin Marie Malaspino, Seattle, WA (US)
- (73) Assignee: **TRUE FABRICATIONS, INC.**, Seattle, WA (US)
- (**) Term: **14 Years**

- (21) Appl. No.: **29/498,487**
- (22) Filed: **Aug. 4, 2014**
- (51) **LOC (10) Cl.** **07-01**
- (52) **U.S. Cl.**
USPC **D7/532; D7/523; D7/509**
- (58) **Field of Classification Search**
USPC D7/509, 512, 514, 516, 517, 523, 529,
D7/591, 594, 608, 624.1, 624.2, 391,
D7/392.1, 396.2, 396.4, 519, 607, 532,
D7/326, 510; D9/501, 502, 444;
220/592.16, 592.17, 592.23, 592.24,
220/674, 676, 592.2, 703; 229/400, 403,
229/405; 215/382, 387, 12.1; 206/520;
D11/3, 4, 6, 143; D3/202; D5/1, 2, 3,
D5/4, 17, 23, 25, 29, 58; D25/60, 153,
D25/156, 157, 164, 261, 259; D26/9
CPC A47G 19/2288; A47G 2023/0291;
A47G 19/2205; A47G 19/22; B65D 3/22;
B65D 1/265

See application file for complete search history.

(56) **References Cited**

U.S. PATENT DOCUMENTS

2,654,974	A *	10/1953	Rosenthal	446/74
2,663,866	A *	12/1953	Simpson	340/689
2,666,310	A *	1/1954	Hill	248/146
D208,485	S *	9/1967	Ahlbrandt	D7/531
D209,307	S *	11/1967	Schilling	D7/523
D216,142	S *	11/1969	Gribbens	D7/523
D221,135	S *	7/1971	Schorer	D7/531
3,674,512	A *	7/1972	Andros	426/130
D224,797	S *	9/1972	Thrush	D7/523
D266,046	S *	9/1982	Sarpaneva	D7/509
D282,997	S *	3/1986	Miller	D7/523
5,037,025	A *	8/1991	Tonomura	229/400

(Continued)

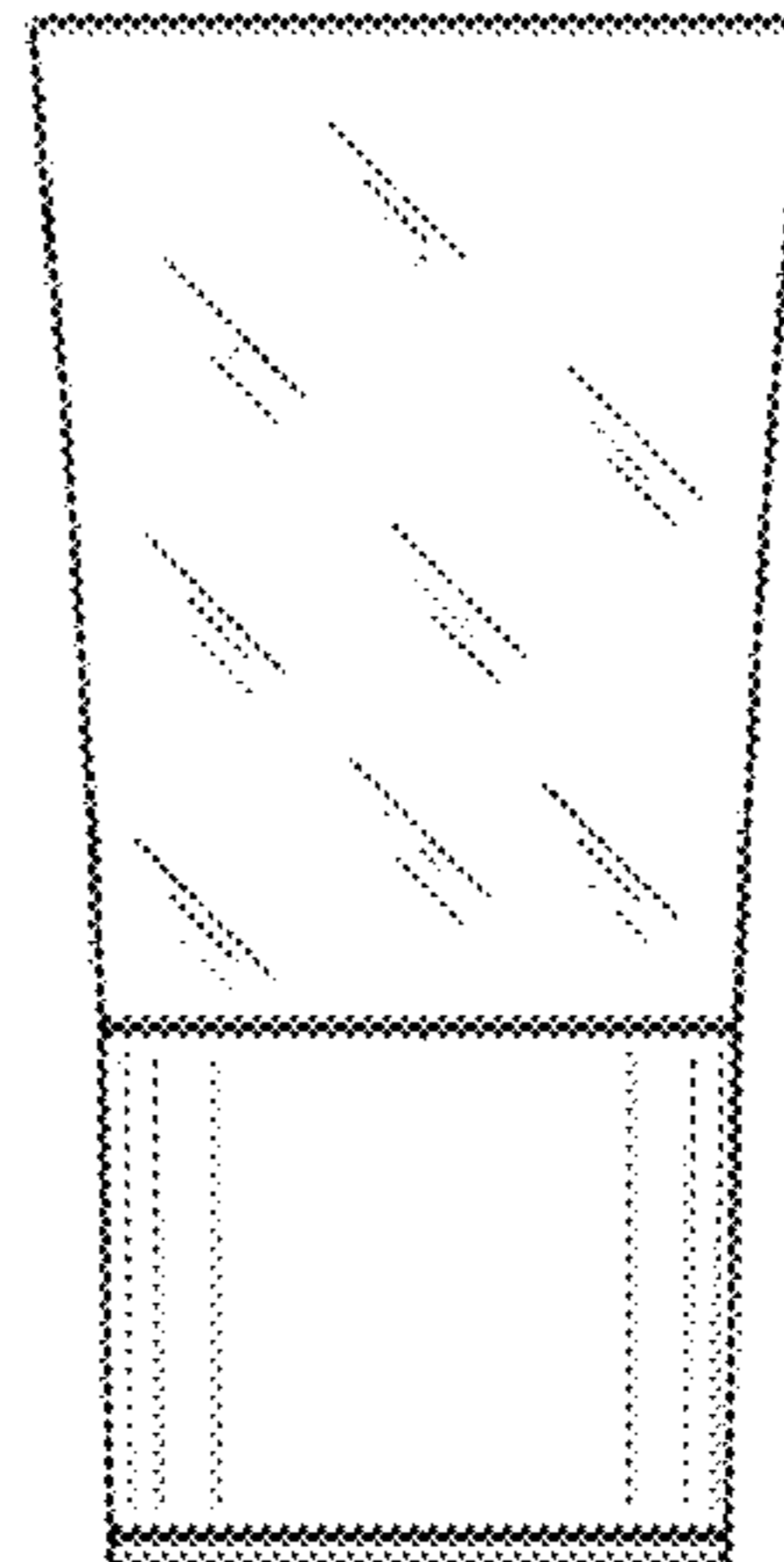
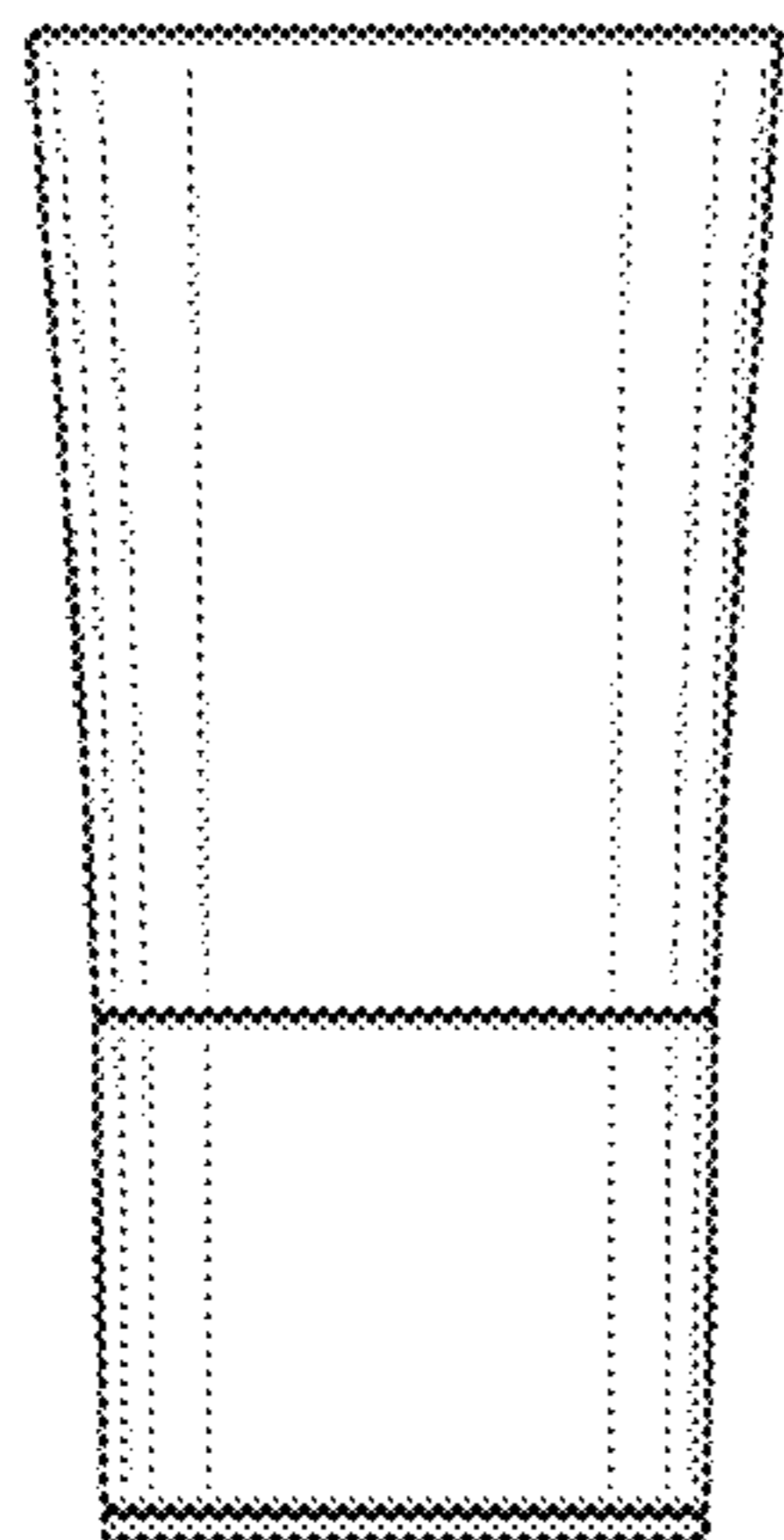
Primary Examiner — Marianne Pandozzi
Assistant Examiner — Jae Liang
(74) *Attorney, Agent, or Firm* — Vicky Kaur Bajwa

(57) **CLAIM**
The ornamental design for a beverage vessel, as shown and described.

DESCRIPTION

FIG. 1 is a front elevation view of a first embodiment of a beverage vessel showing our new design; the rear being a mirror image thereof;
FIG. 2 is a left side elevation view of the beverage vessel of FIG. 1; the right side being a mirror image thereof;
FIG. 3 is a bottom view of the beverage vessel of FIG. 1;
FIG. 4 is a top view of the beverage vessel of FIG. 1;
FIG. 5 is a front elevation view of a second embodiment of the beverage vessel; the rear being a mirror image thereof;
FIG. 6 is a left side elevation view of the beverage vessel of FIG. 5; the right side being a mirror image thereof;
FIG. 7 is a bottom view of the beverage vessel of FIG. 5; and, FIG. 8 is a top view of the beverage vessel of FIG. 5.
The broken lines illustrate environmental structure and form no part of the claimed design.

1 Claim, 2 Drawing Sheets



(56)

References Cited

U.S. PATENT DOCUMENTS

D457,389 S * 5/2002 Snell D7/396.6
 6,439,418 B1 * 8/2002 Immerman et al. 220/630
 D468,200 S * 1/2003 Kim et al. D9/428
 D474,939 S * 5/2003 De Neubourg D7/536
 D488,348 S * 4/2004 Liu D7/523
 D489,501 S * 5/2004 Dretzka D34/1
 D506,640 S * 6/2005 Marck et al. D7/523
 D508,594 S * 8/2005 Snell D34/1
 D531,854 S * 11/2006 Bresler D7/396.6
 D533,404 S * 12/2006 Mansfield D7/513
 D533,748 S * 12/2006 Bresler D7/523
 D537,677 S * 3/2007 Bresler D7/523
 D557,075 S * 12/2007 Lucaci et al. D7/536
 D568,103 S * 5/2008 Bodum D7/523

D582,724 S * 12/2008 Dretzka D7/523
 D607,276 S * 1/2010 Ahlm et al. D7/513
 D607,277 S * 1/2010 Ahlm et al. D7/513
 D621,658 S * 8/2010 Rice D7/509
 D631,701 S * 2/2011 Flick D7/523
 D631,702 S * 2/2011 Flick D7/523
 D670,836 S * 11/2012 Hisey et al. 26/22
 D672,481 S * 12/2012 Arslanian D26/22
 D675,875 S * 2/2013 Miller D7/523
 D686,454 S * 7/2013 Roth D7/523
 D712,203 S * 9/2014 Lordi D7/523
 D713,690 S * 9/2014 Katterheinrich et al. D7/523
 D725,969 S * 4/2015 Garner D7/523
 D727,100 S * 4/2015 DelMuro D7/523
 D731,245 S * 6/2015 Beller D7/523
 D731,251 S * 6/2015 Lane D7/608

* cited by examiner

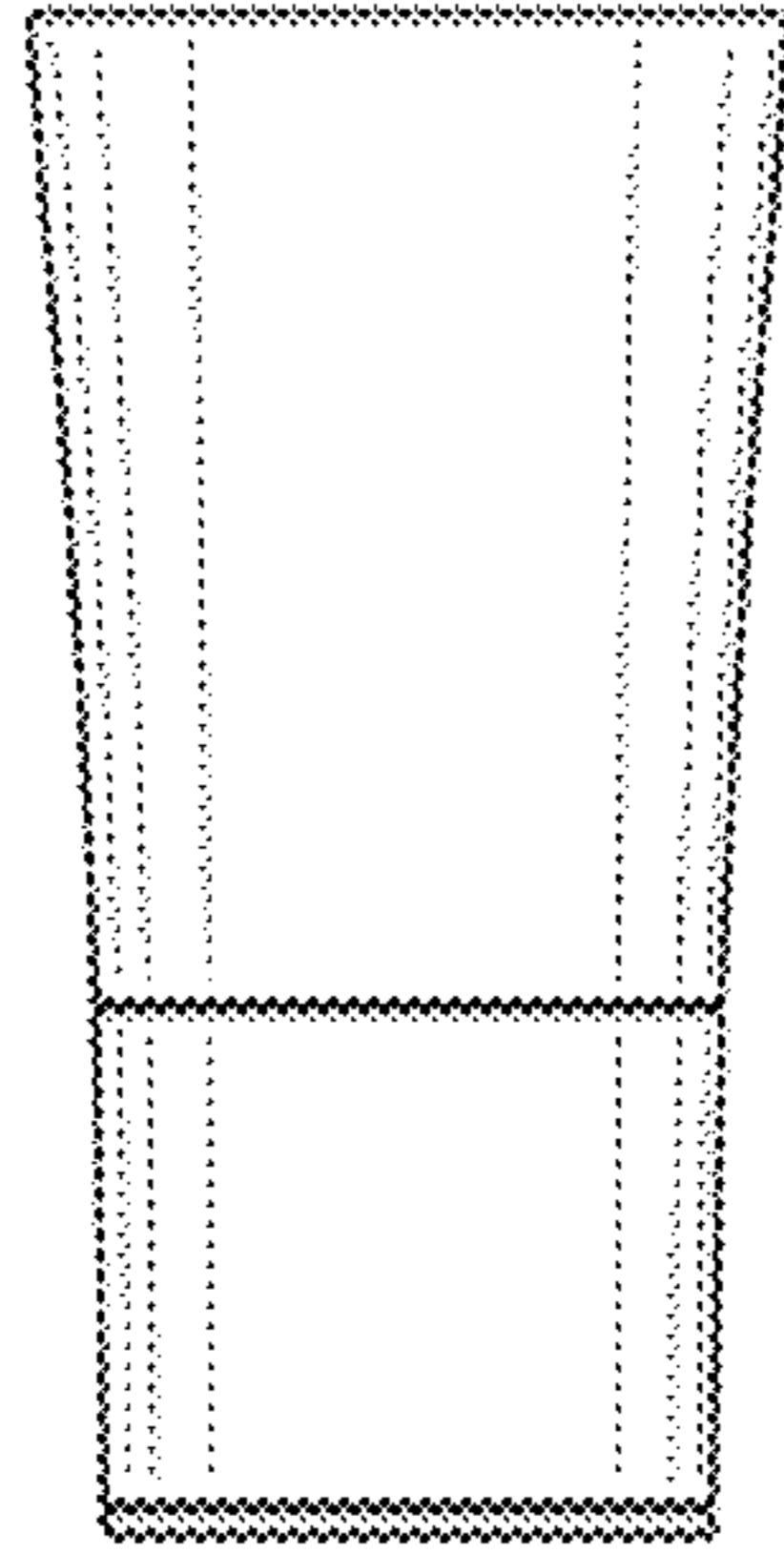


Fig. 1

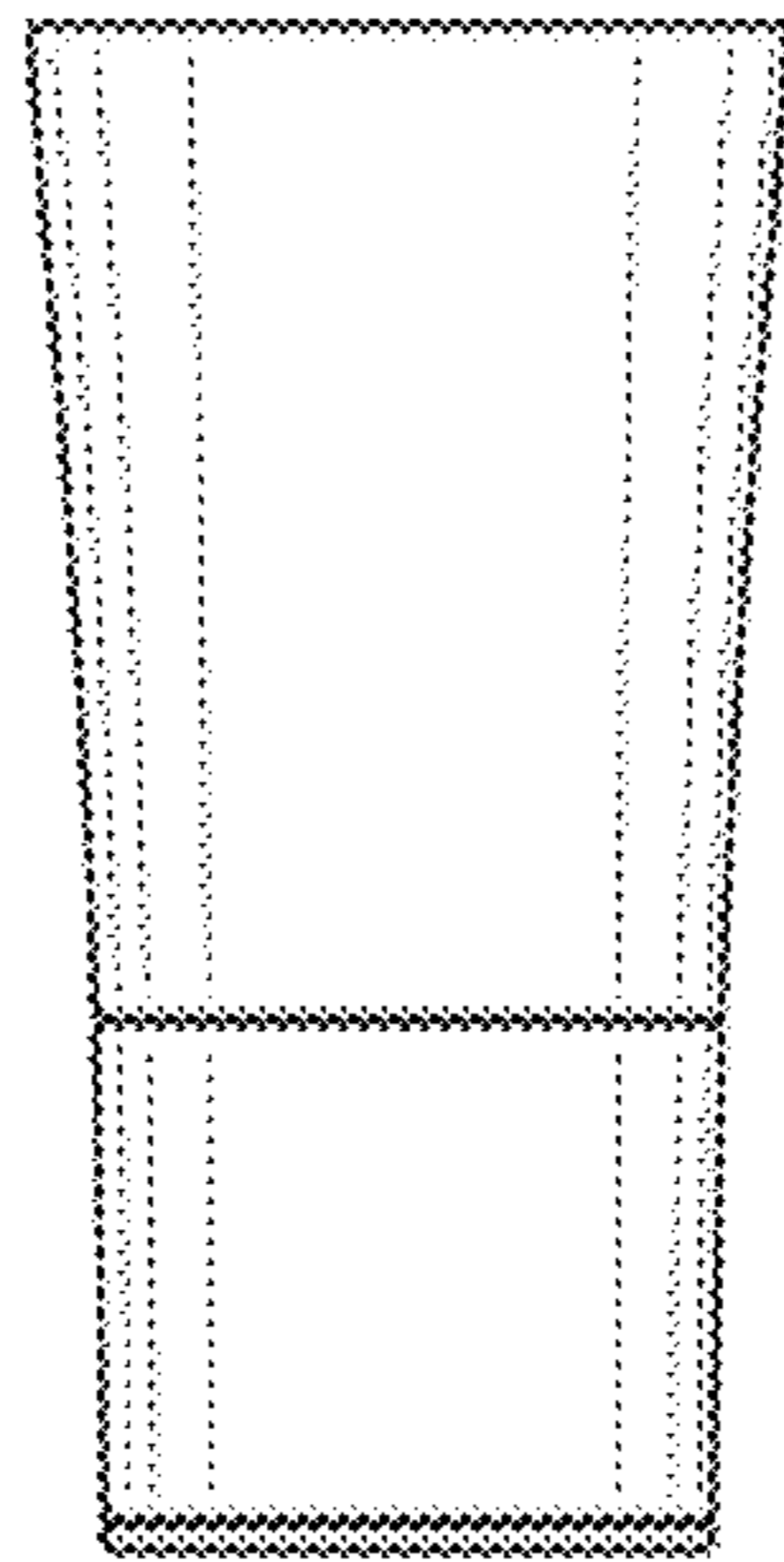


Fig. 2

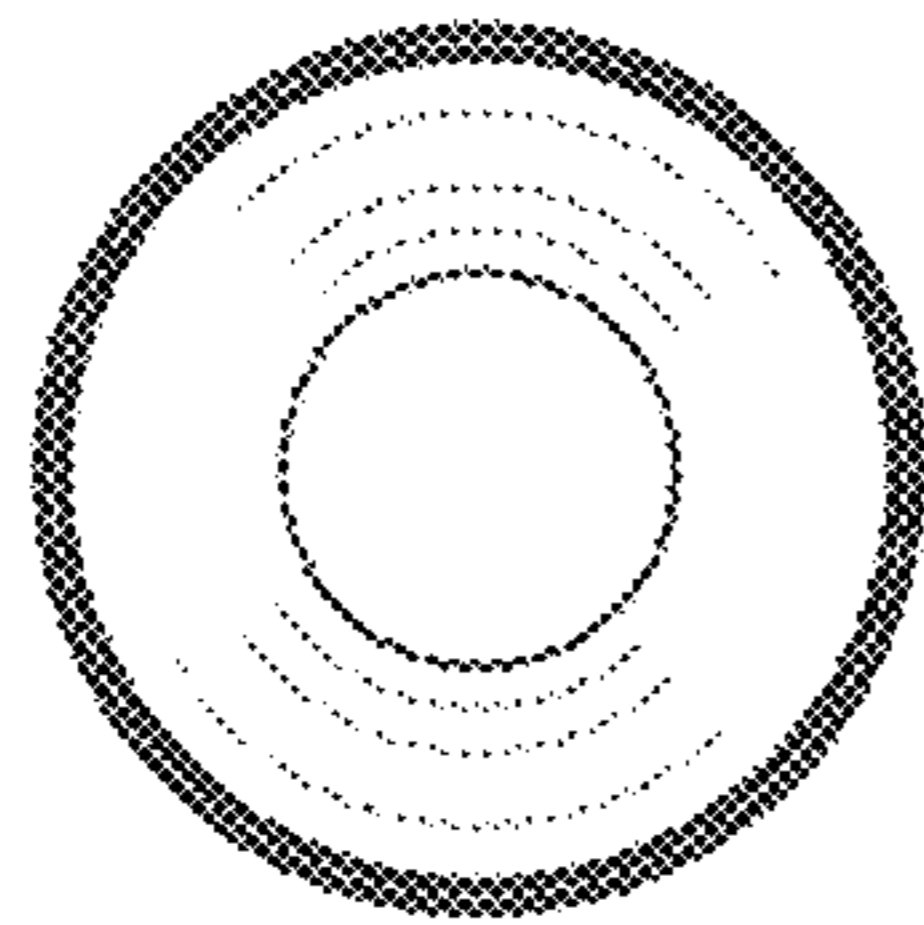


Fig. 3

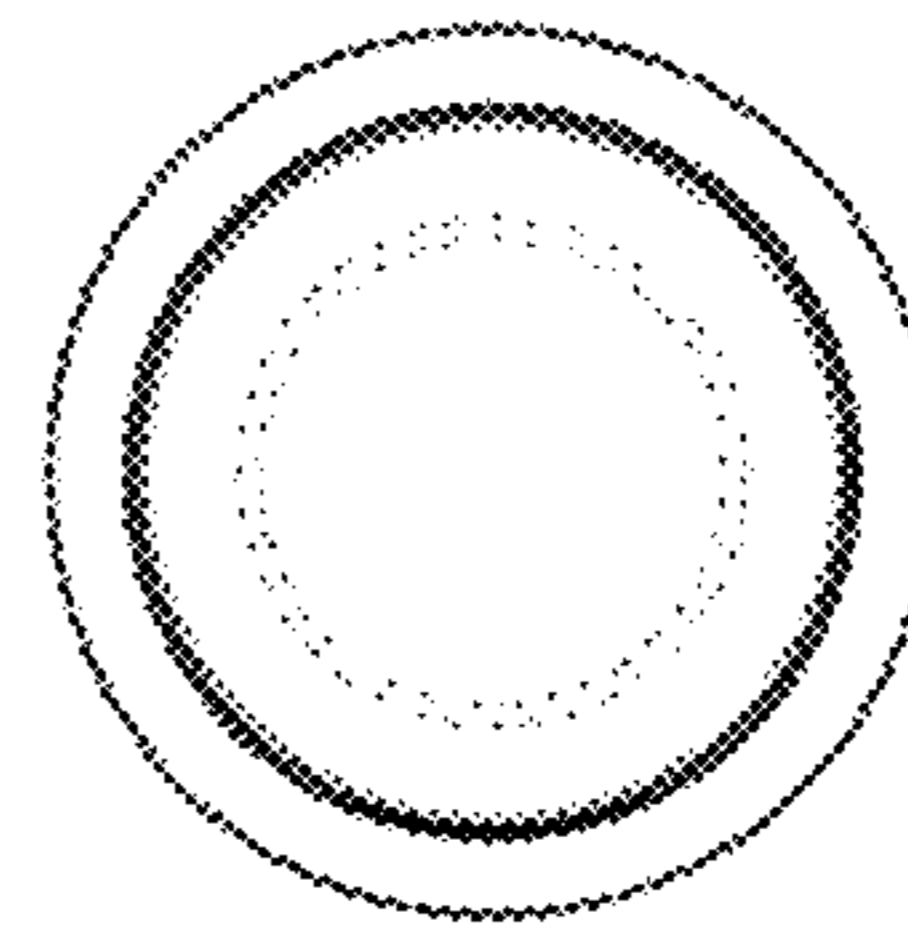


Fig. 4

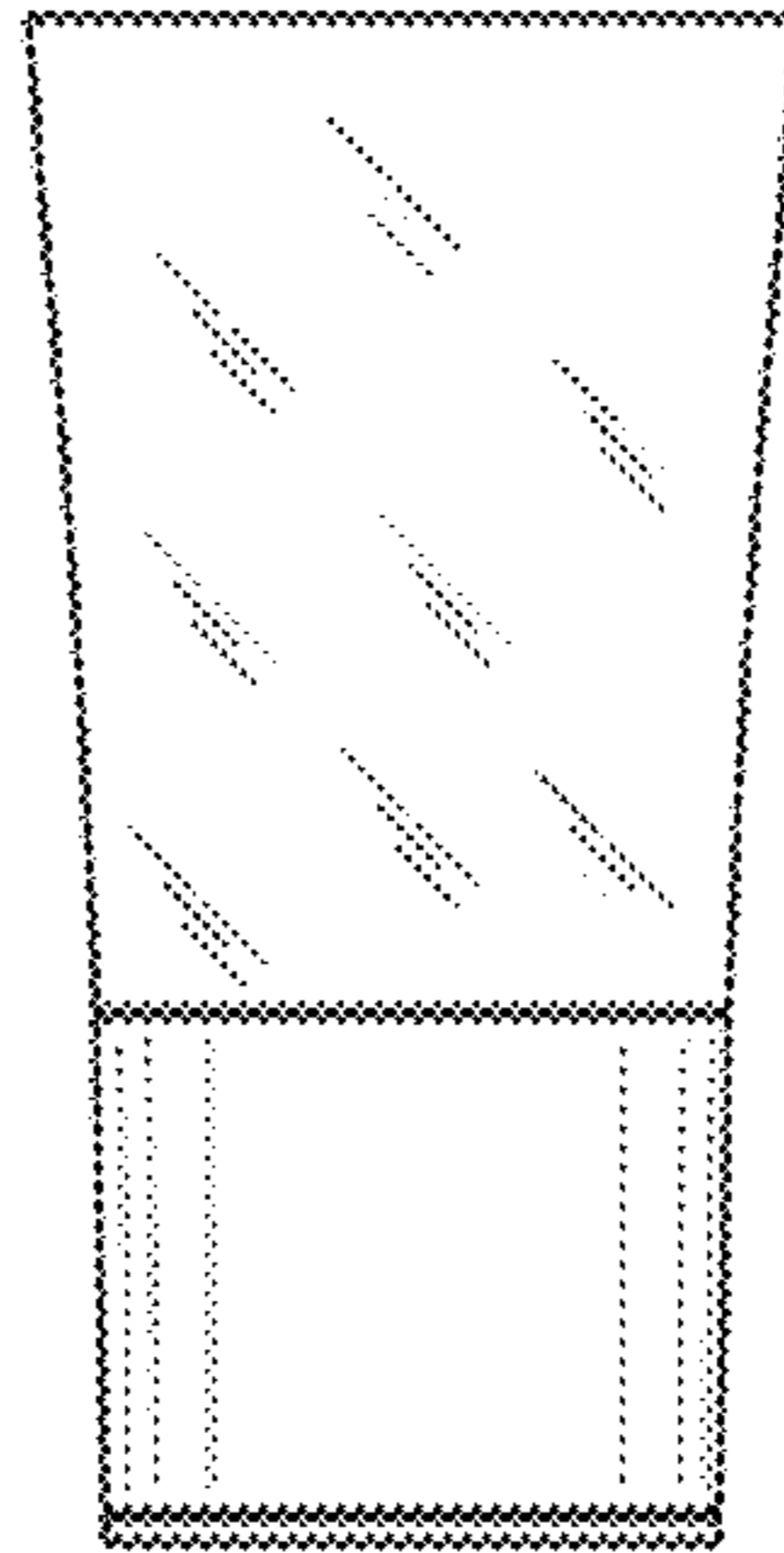


Fig. 5

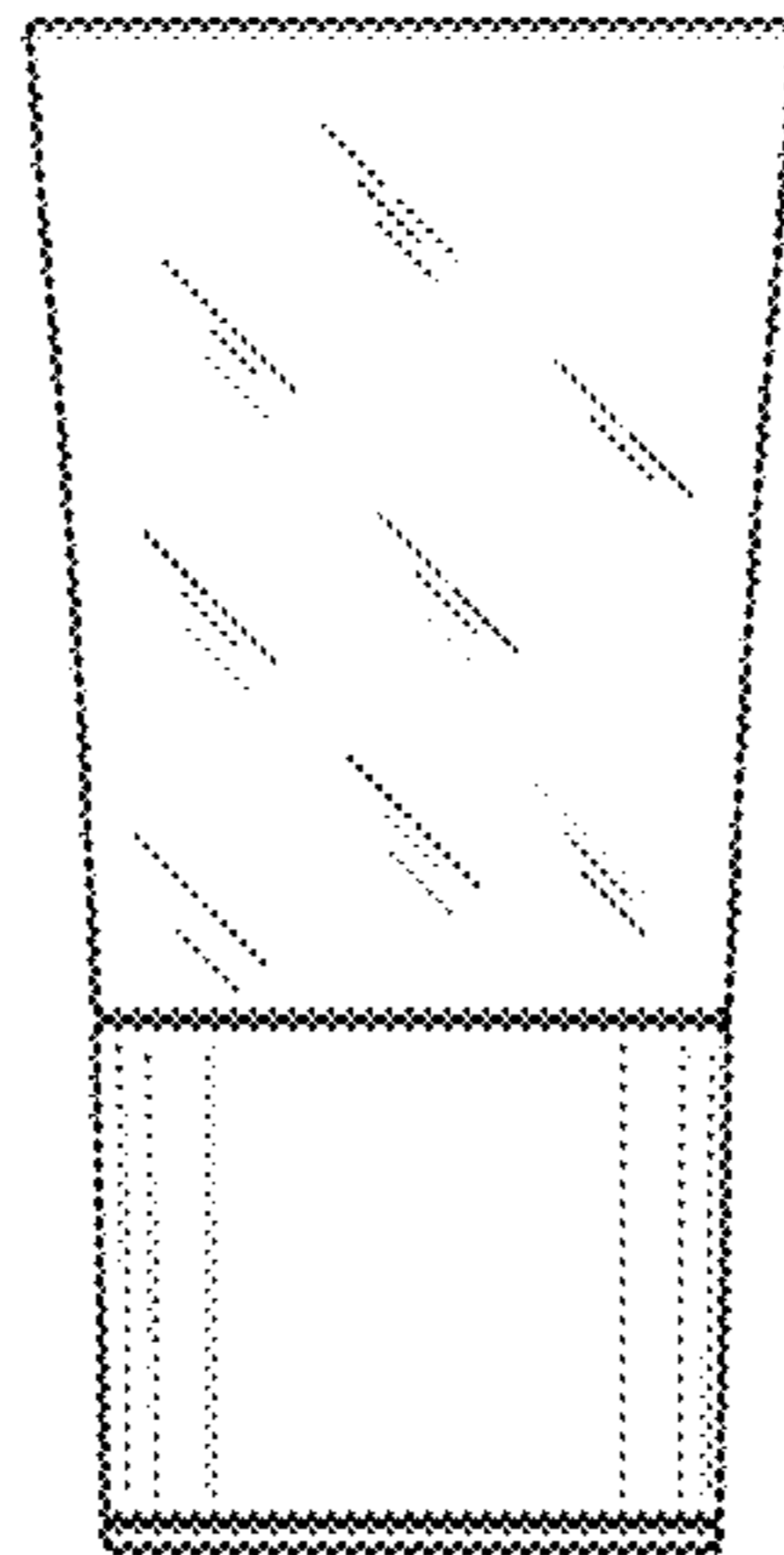


Fig. 6

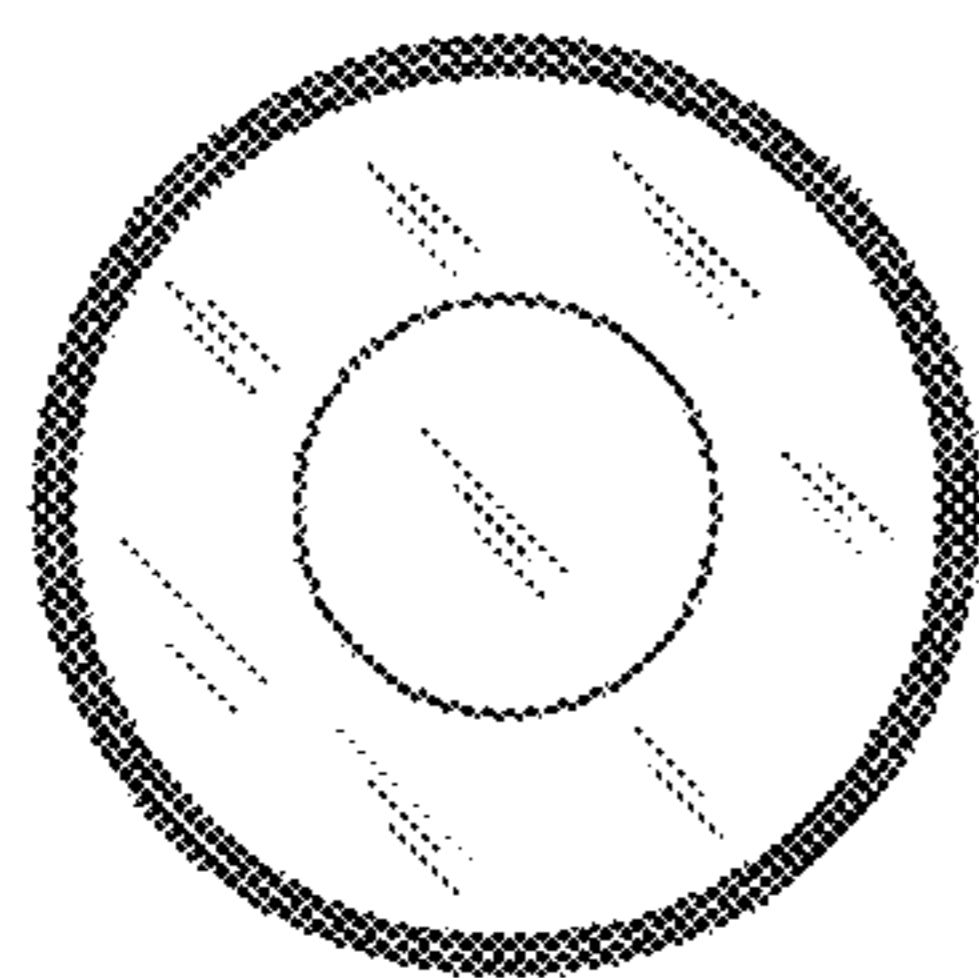


Fig. 7

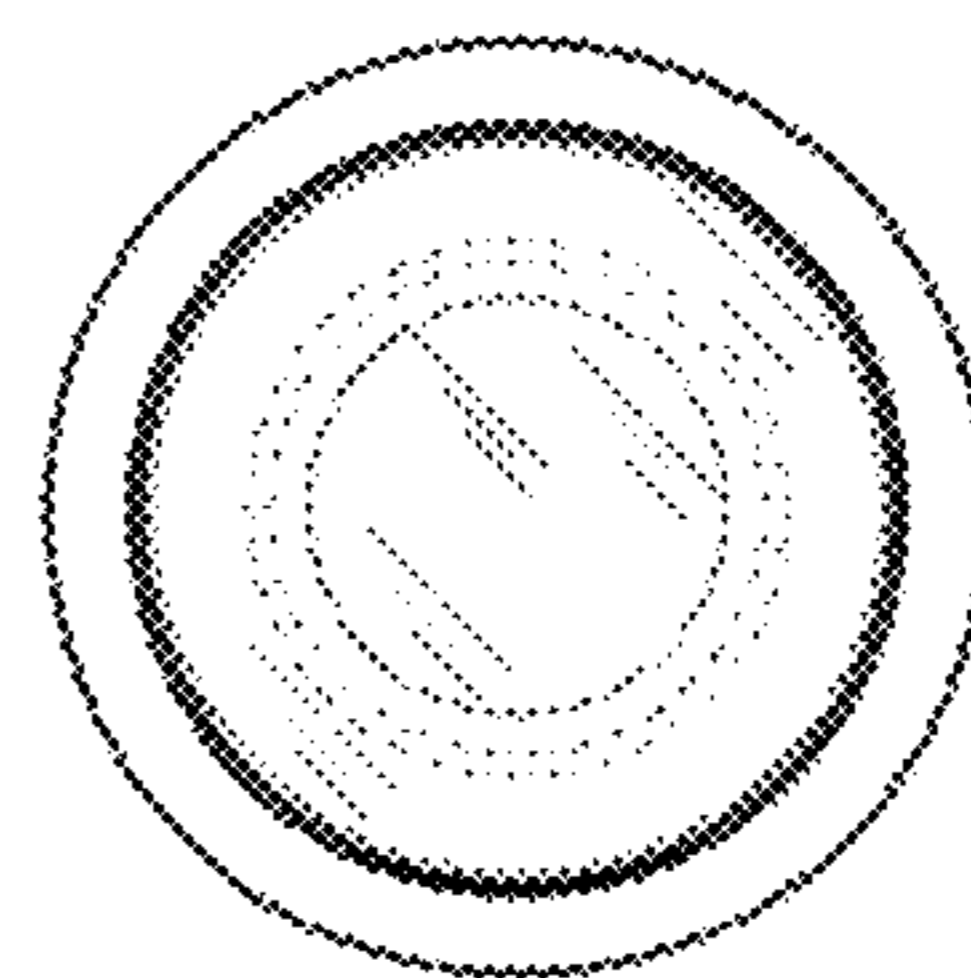


Fig. 8