

US00D749341S

(12) **United States Design Patent**
Mitchell

(10) **Patent No.:** **US D749,341 S**
(45) **Date of Patent:** **** Feb. 16, 2016**

- (54) **MEDIA CASE**
- (71) Applicant: **Gary Mitchell**, Paradise Valley, AZ (US)
- (72) Inventor: **Gary Mitchell**, Paradise Valley, AZ (US)
- (**) Term: **14 Years**
- (21) Appl. No.: **29/496,599**
- (22) Filed: **Jul. 15, 2014**
- (51) **LOC (10) Cl.** **06-06**
- (52) **U.S. Cl.**
USPC **D6/634**
- (58) **Field of Classification Search**
USPC D6/407, 632, 634, 682, 682.1; D3/201,
D3/218, 273; D9/337, 445, 454; D19/426,
D19/432
CPC G06K 19/005; G11B 2007/240004;
G11B 7/24003
See application file for complete search history.

7,232,032	B2	6/2007	Bjerregaard et al.	
D562,049	S	2/2008	Abolfazlian	
7,350,642	B2	4/2008	Bjerregaard et al.	
D614,904	S *	5/2010	Lau	D6/634
D623,041	S *	9/2010	Ayrest	D8/323
D636,260	S	4/2011	Abolfazlian et al.	
D636,681	S *	4/2011	Lee	D9/634
D664,142	S *	7/2012	Ashcraft	D14/315
2004/0173481	A1 *	9/2004	Choi	G11B 33/0427 206/308.1
2010/0326852	A1	12/2010	Fournillier	

* cited by examiner

Primary Examiner — Kelley Donnelly
(74) *Attorney, Agent, or Firm* — The Dobrusin Law Firm, PC

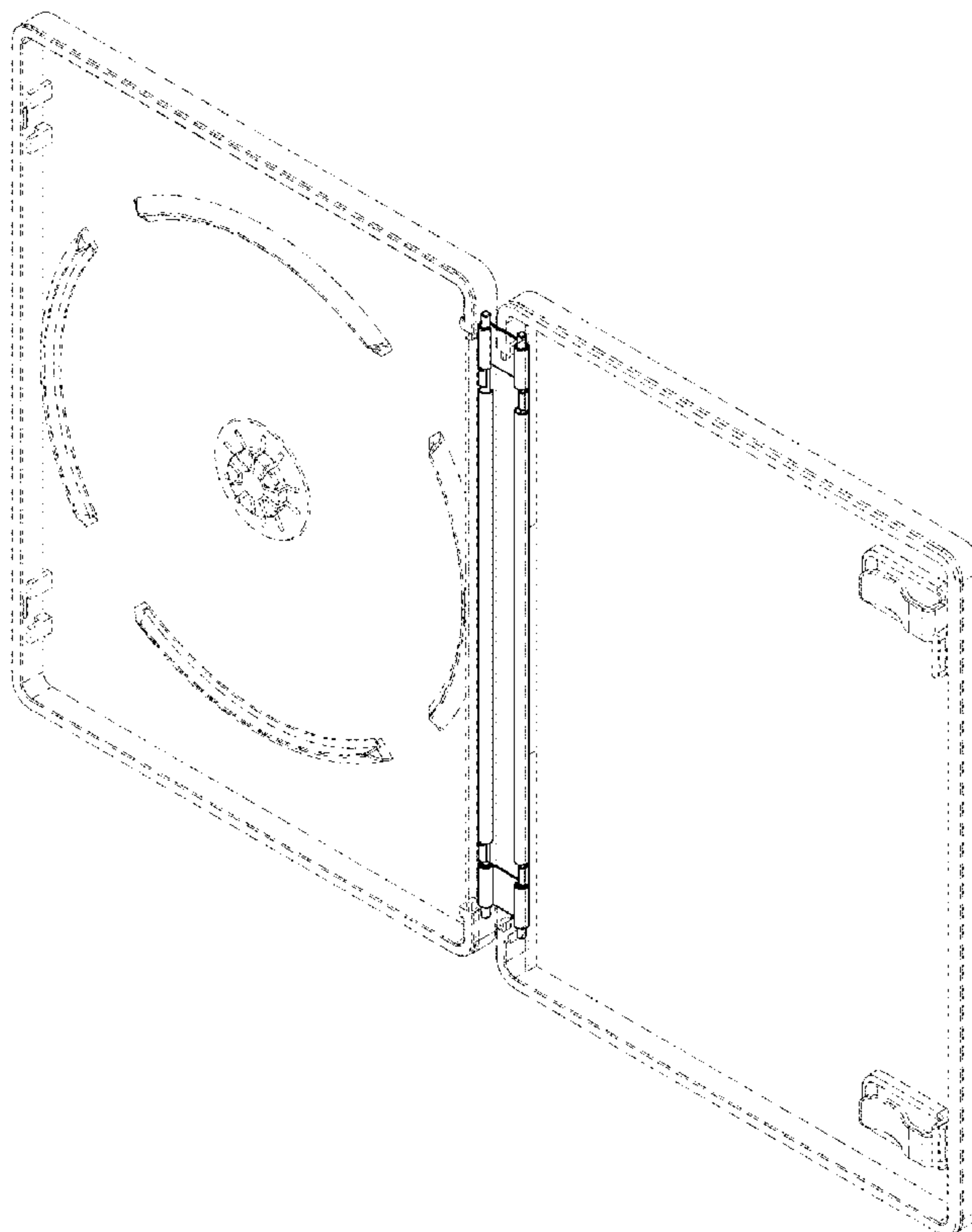
(57) **CLAIM**
The ornamental design for a media case, as shown and described.

DESCRIPTION

FIG. 1 is a perspective view of the present invention.
FIG. 2 is a front view thereof.
FIG. 3 is a rear view thereof.
FIG. 4 is a top-down view thereof; and,
FIG. 5 is a side profile view thereof.
The broken lines showing environment in the drawings are for illustrative purposes only and form no part of the claimed design.

1 Claim, 3 Drawing Sheets

- (56) **References Cited**
U.S. PATENT DOCUMENTS
5,477,960 A * 12/1995 Chen G11B 33/045
206/308.1
D432,133 S * 10/2000 Oross D14/439
7,051,872 B2 5/2006 Bjerregaard et al.
D524,141 S * 7/2006 Kwan D8/325
D543,068 S * 5/2007 Ng D6/634



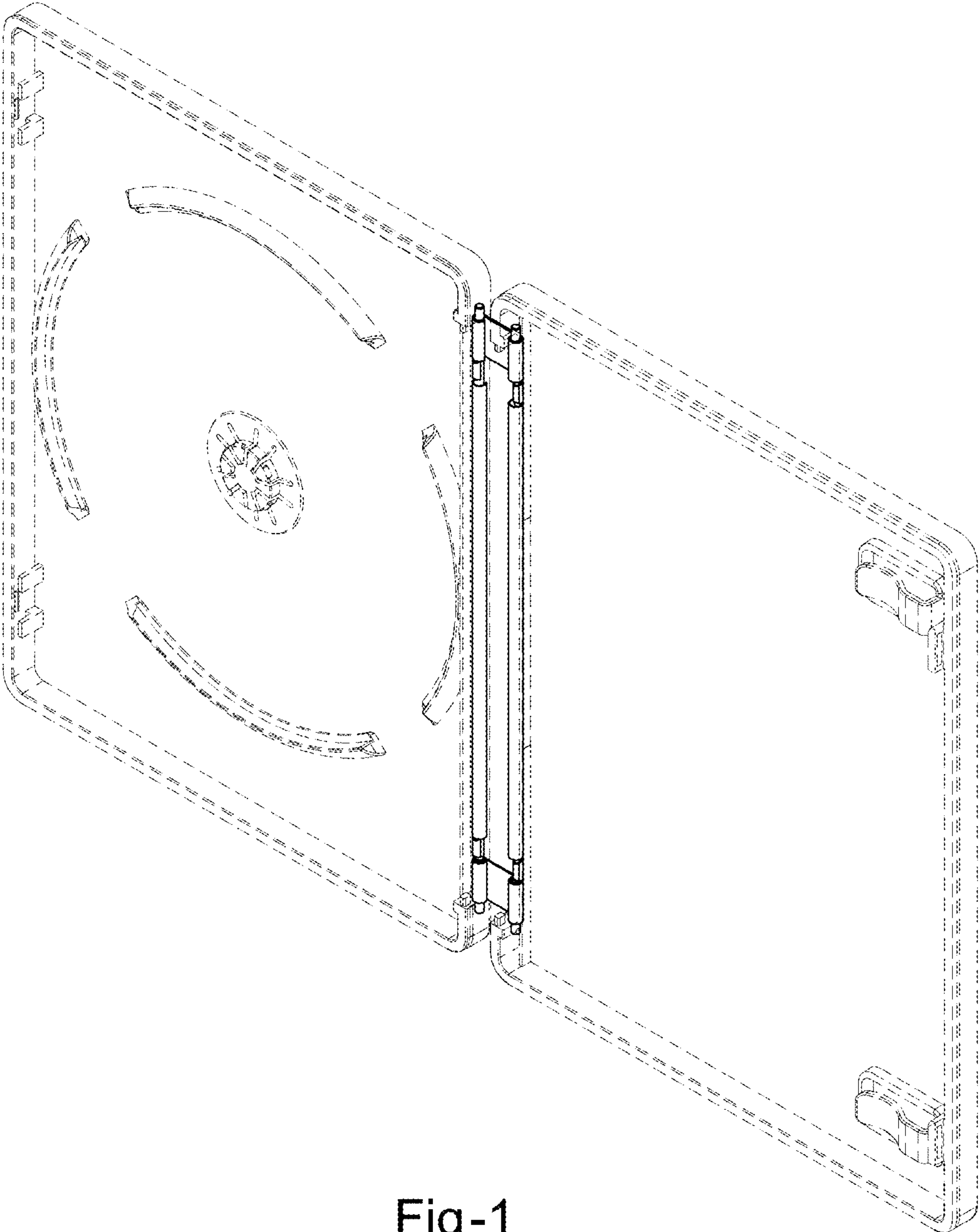


Fig-1

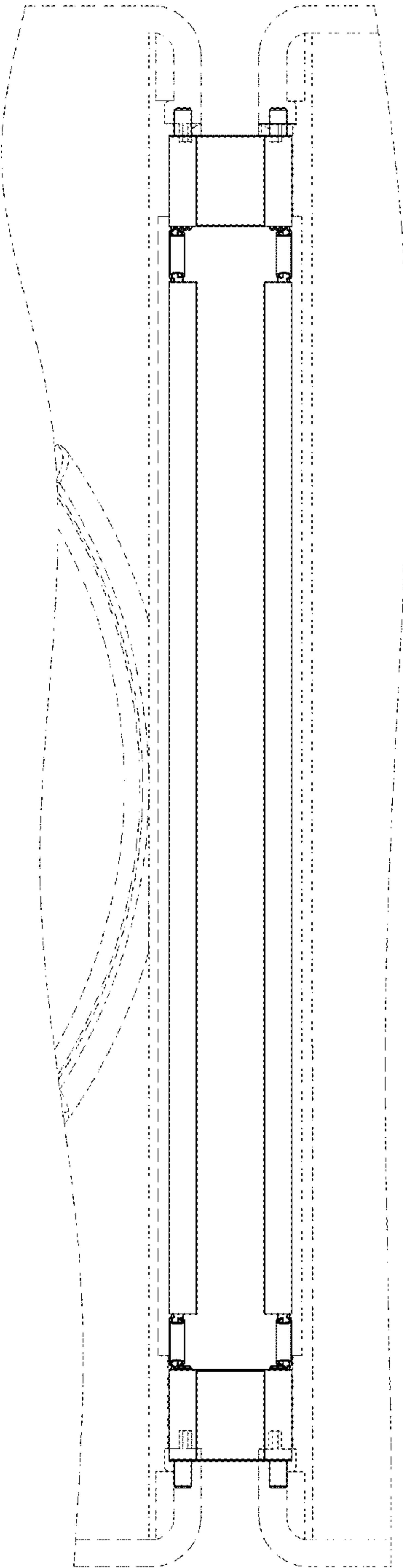


Fig-2

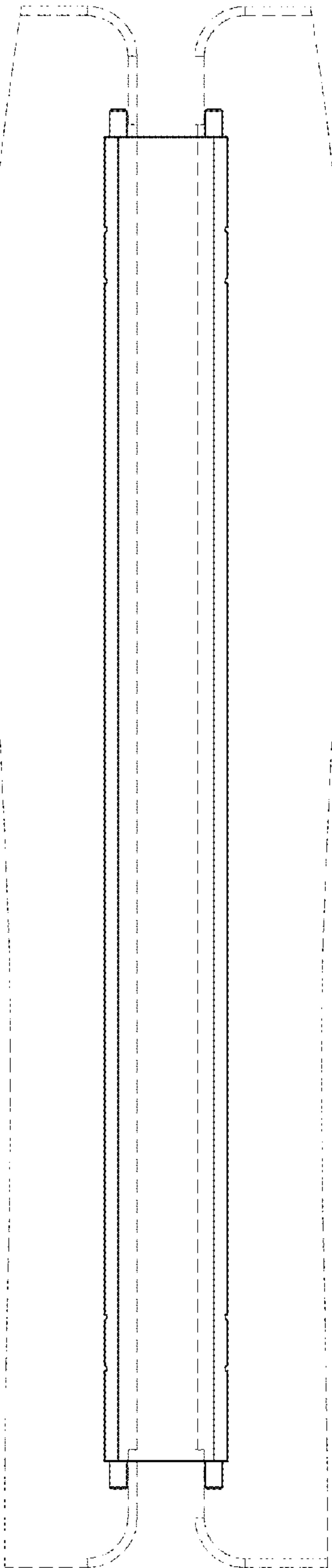


Fig-3

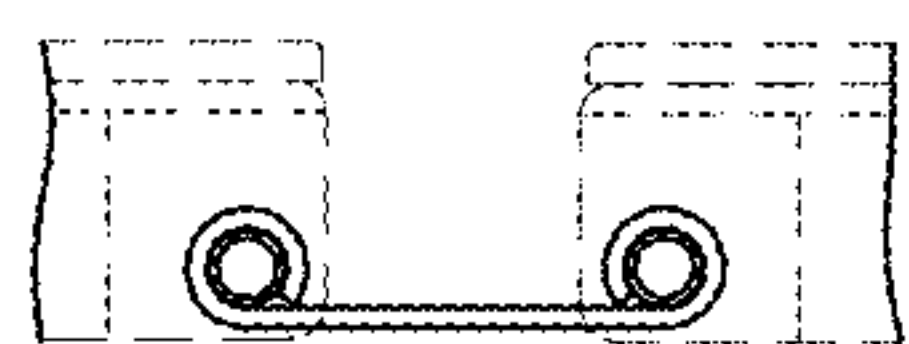


Fig-4




Fig-5