



US00D749338S

(12) **United States Design Patent**  
**Gower**

(10) **Patent No.:** **US D749,338 S**

(45) **Date of Patent:** **\*\* Feb. 16, 2016**

(54) **END CAP FOR A FLEXIBLE STORM AND/OR SOLAR BARRIER**

(71) Applicant: **Ted Gower**, North Palm Beach, FL (US)

(72) Inventor: **Ted Gower**, North Palm Beach, FL (US)

(\*\*) Term: **14 Years**

(21) Appl. No.: **29/520,016**

(22) Filed: **Mar. 10, 2015**

**Related U.S. Application Data**

(63) Continuation of application No. 29/454,584, filed on May 10, 2013, now Pat. No. Des. 723,837.

(51) **LOC (10) Cl.** ..... **06-10**

(52) **U.S. Cl.**  
USPC ..... **D6/580**

(58) **Field of Classification Search**

USPC ..... D6/580; 160/31, 266, 239, 327, 393, 160/399, 401, 371; 52/202, 203, 273; 49/9, 49/34

CPC ..... E06B 2009/2476; E06B 9/52; E06B 2009/524; E06B 2009/527; E06B 2009/528; A47H 15/00; A47H 15/02; A47H 15/04

See application file for complete search history.

(56) **References Cited**

U.S. PATENT DOCUMENTS

1,034,937	A *	8/1912	Toohy	.....	E06B 9/52
					160/43
3,004,592	A *	10/1961	Norton	.....	E06B 9/52
					135/157
D670,946	S *	11/2012	Ng	.....	D6/580
D691,398	S *	10/2013	Chou	.....	D6/580

\* cited by examiner

*Primary Examiner* — Doris Clark

(74) *Attorney, Agent, or Firm* — Darrow Mustafa PC

(57) **CLAIM**

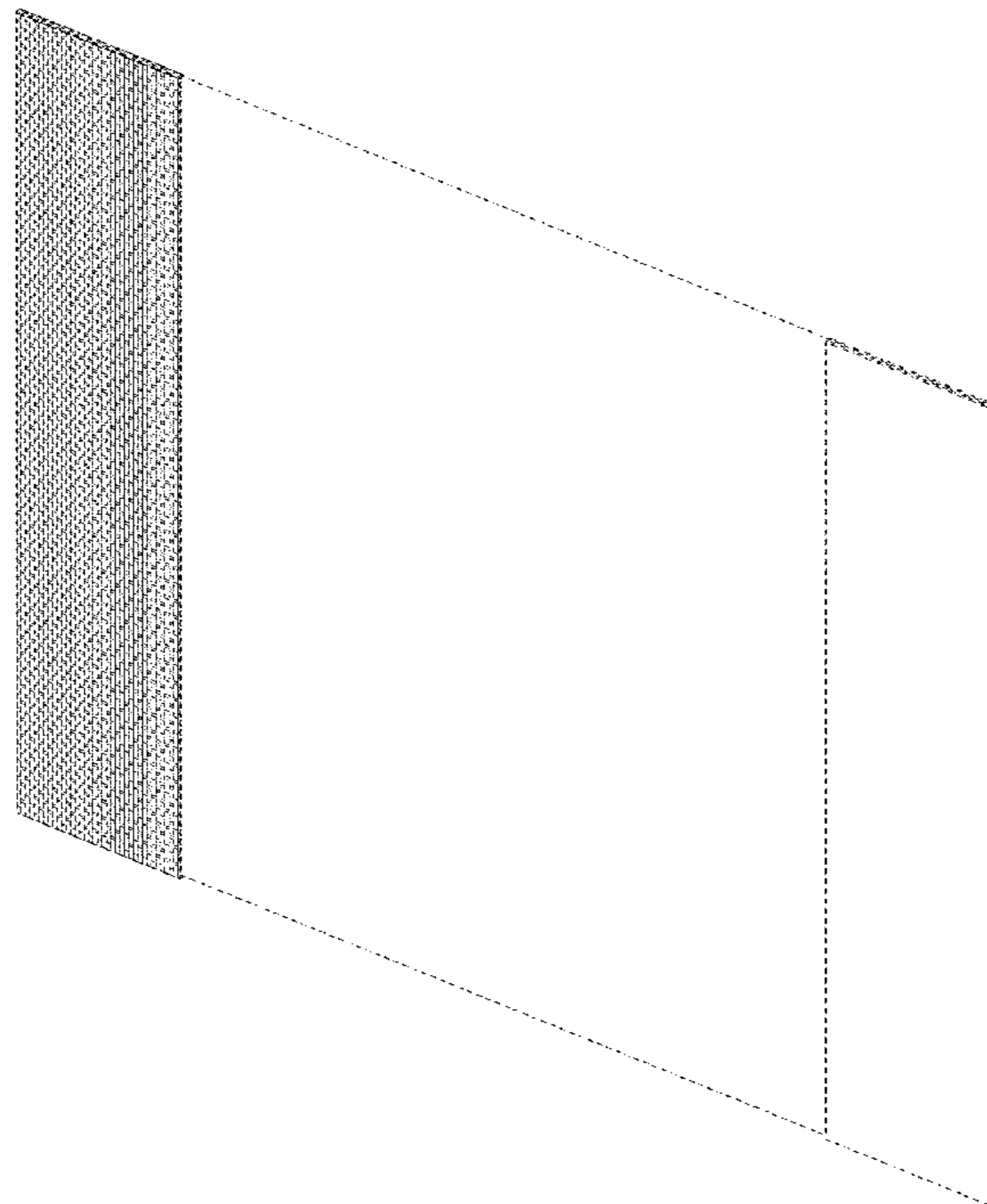
The ornamental design for an end cap for a flexible storm and/or solar barrier, as shown and described.

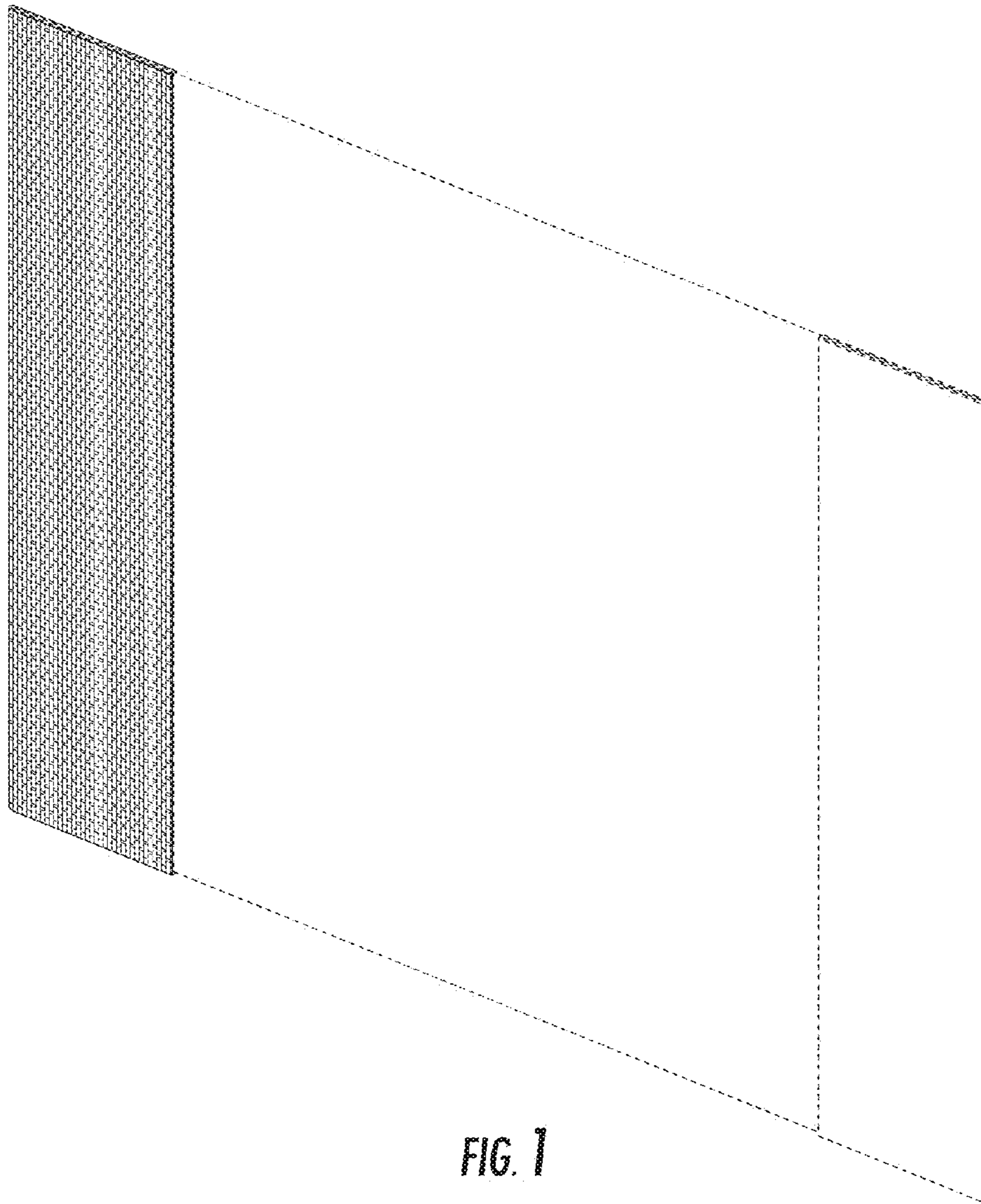
**DESCRIPTION**

FIG. 1 is a perspective view of an end cap for a flexible storm and/or solar barrier, showing my ornamental design; FIG. 2 is a front elevation view of the end cap for the flexible storm and/or solar barrier of FIG. 1; the rear elevation view being a mirror image; FIG. 3 is a left side elevation view of the end cap for the flexible storm and/or solar barrier of FIG. 1; FIG. 4 is a right side elevation view of the end cap for the flexible storm and/or solar barrier of FIG. 1; and, FIG. 5 is a top plan view of the end cap for the flexible storm and/or solar barrier of FIG. 1; the bottom plan view being a mirror image.

The broken lines are included for illustration purposes only and form no part of the claimed design.

**1 Claim, 4 Drawing Sheets**





**FIG. 1**




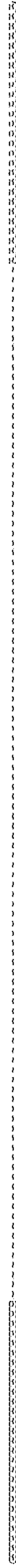
FIG. 2



**FIG. 3**



**FIG. 4**



**FIG. 5**