



US00D749337S

(12) **United States Design Patent**
Gower

(10) **Patent No.:** **US D749,337 S**

(45) **Date of Patent:** **** Feb. 16, 2016**

(54) **END CAP FOR A FLEXIBLE STORM AND/OR SOLAR BARRIER**

(71) Applicant: **Ted Gower**, North Palm Beach, FL (US)

(72) Inventor: **Ted Gower**, North Palm Beach, FL (US)

(**) Term: **14 Years**

(21) Appl. No.: **29/520,012**

(22) Filed: **Mar. 10, 2015**

Related U.S. Application Data

(63) Continuation of application No. 29/454,583, filed on May 10, 2013, now Pat. No. Des. 723,836.

(51) **LOC (10) Cl.** **06-10**

(52) **U.S. Cl.**
USPC **D6/580**

(58) **Field of Classification Search**
USPC D6/580; 160/31, 266, 239, 327, 393, 160/399, 401, 371; 52/202, 203, 273; 49/9, 49/34
CPC E06B 2009/2476; E06B 9/52; E06B 2009/524; E06B 2009/527; E06B 2009/528; A47H 15/00; A47H 15/02; A47H 15/04
See application file for complete search history.

(56) **References Cited**

U.S. PATENT DOCUMENTS

1,034,937 A * 8/1912 Toohy E06B 9/52
160/43

3,004,592 A * 10/1961 Norton E06B 9/52
135/157
D670,946 S * 11/2012 Ng D6/580
D691,398 S * 10/2013 Chou D6/580

* cited by examiner

Primary Examiner — Doris Clark

(74) *Attorney, Agent, or Firm* — Darrow Mustafa PC

(57) **CLAIM**

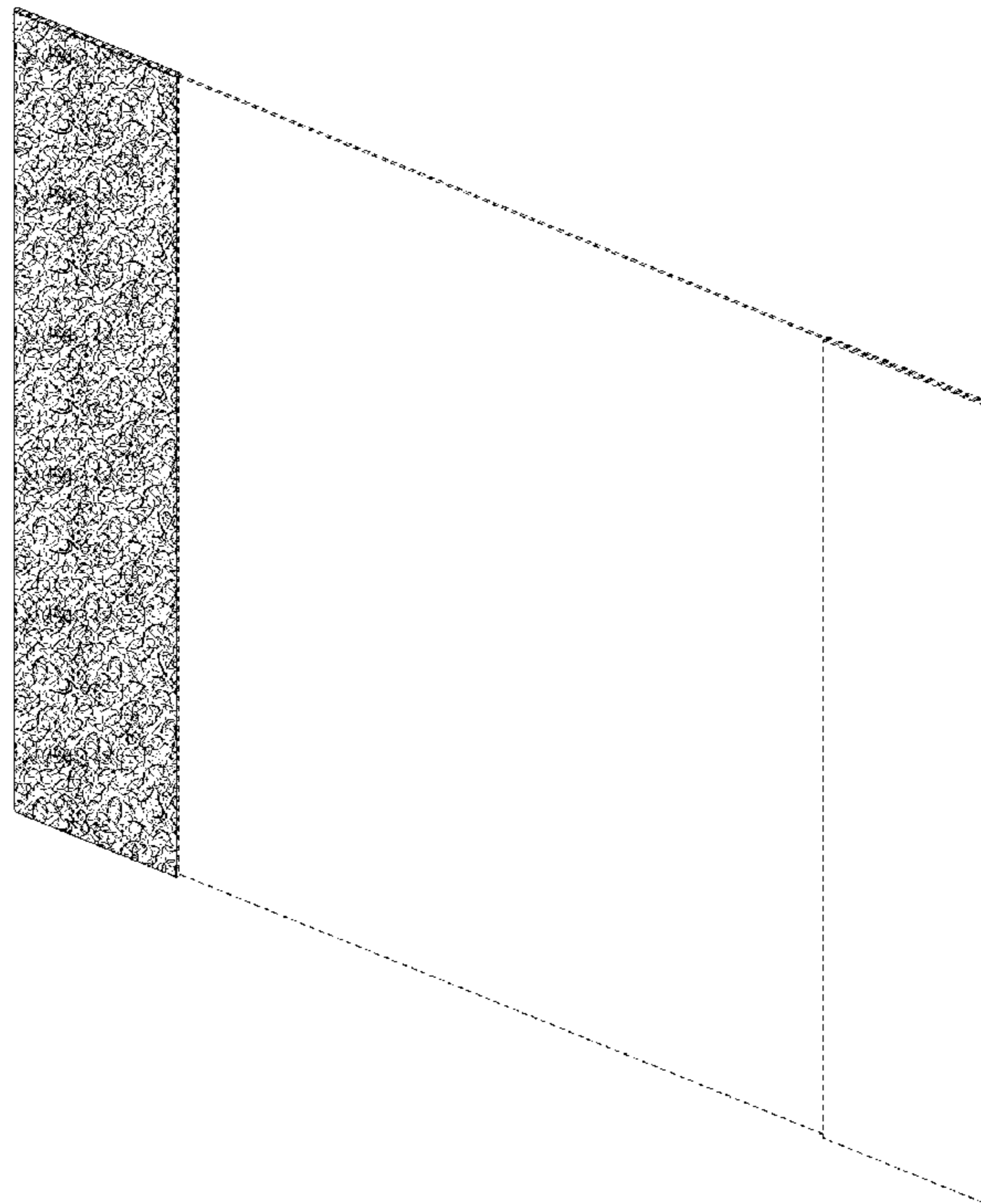
The ornamental design for an end cap for a flexible storm and/or solar barrier, as shown and described.

DESCRIPTION

FIG. 1 is a perspective view of an end cap for a flexible storm and/or solar barrier, showing my ornamental design; FIG. 2 is a front elevation view of the end cap for the flexible storm and/or solar barrier of FIG. 1; the rear elevation view being a mirror image; FIG. 3 is a left side elevation view of the end cap for the flexible storm and/or solar barrier of FIG. 1; FIG. 4 is a right side elevation view of the end cap for the flexible storm and/or solar barrier of FIG. 1; and, FIG. 5 is a top plan view of the end cap for the flexible storm and/or solar barrier of FIG. 1; the bottom plan view being a mirror image.

The broken lines are included for illustration purposes only and form no part of the claimed design.

1 Claim, 4 Drawing Sheets



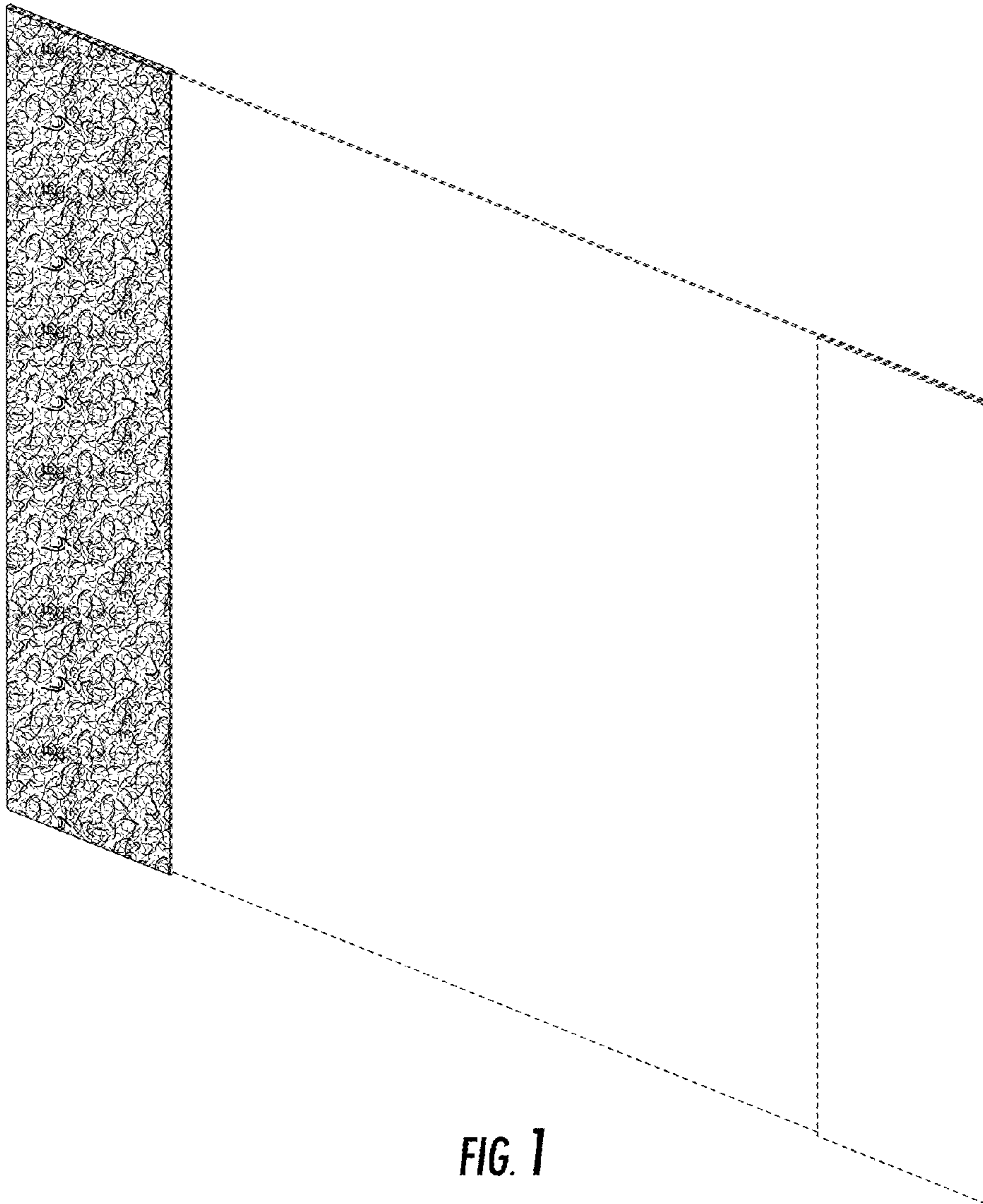


FIG. 1

FIG. 2






FIG. 3



FIG. 4



FIG. 5