



US00D749318S

(12) **United States Design Patent**
LoNigro

(10) **Patent No.:** **US D749,318 S**

(45) **Date of Patent:** **** Feb. 16, 2016**

(54) **MULTIPURPOSE BAG**

(71) Applicant: **Craig LoNigro**, Blue Point, NY (US)

(72) Inventor: **Craig LoNigro**, Blue Point, NY (US)

(**) Term: **14 Years**

(21) Appl. No.: **29/490,739**

(22) Filed: **May 13, 2014**

(51) **LOC (10) Cl.** **03-01**

(52) **U.S. Cl.**
USPC **D3/232**

(58) **Field of Classification Search**
USPC D3/246, 273
CPC A45C 3/00
See application file for complete search history.

(56) **References Cited**

U.S. PATENT DOCUMENTS

6,382,376 B1 *	5/2002	Rosen	A45C 7/0086 150/105
D472,379 S *	4/2003	Hillman	D3/263
D473,051 S *	4/2003	Hassett	D3/263
6,601,743 B2 *	8/2003	Godshaw	A45C 9/00 190/113
D548,408 S *	8/2007	Martz	D3/273
D600,452 S *	9/2009	Gonzalez	D3/240
D673,773 S *	1/2013	Du	D3/246

* cited by examiner

Primary Examiner — Holly Baynham

(74) *Attorney, Agent, or Firm* — Carter, DeLuca, Farrell & Schmidt, LLP

(57) **CLAIM**

The ornamental design for a multipurpose bag, as shown and described.

DESCRIPTION

FIG. 1 is a front, perspective view of a multipurpose bag with a cover thereof shown in an open condition in accordance with an embodiment of the present design;

FIG. 2 is a front, elevational view of the multipurpose bag of FIG. 1;

FIG. 3 is a rear, elevational view of the multipurpose bag of FIG. 1;

FIG. 4 is a left, side, elevational view of the multipurpose bag of FIG. 1, the right, side, elevational view being a mirror image;

FIG. 5 is a top, plan view of the multipurpose bag of FIG. 1;


FIG. 6 is a bottom, plan view of the multipurpose bag of FIG. 1; and,

FIG. 7 is a front, perspective view of the multipurpose bag with the cover thereof shown in a closed condition.

In FIGS. 1-7, the features of the multipurpose bag shown in broken lines are for illustrative purposes only and do not constitute part of the claimed design.

This design is not limited to the exact details shown in the figures, since equivalents and colorable imitations thereof will be evident to a person of ordinary skill in the art. Thus, within the scope of the appended claim, which is intended to cover the ornamental and novel elements shown in the figures, the invention may be practiced other than as specifically shown and described herein.

1 Claim, 7 Drawing Sheets



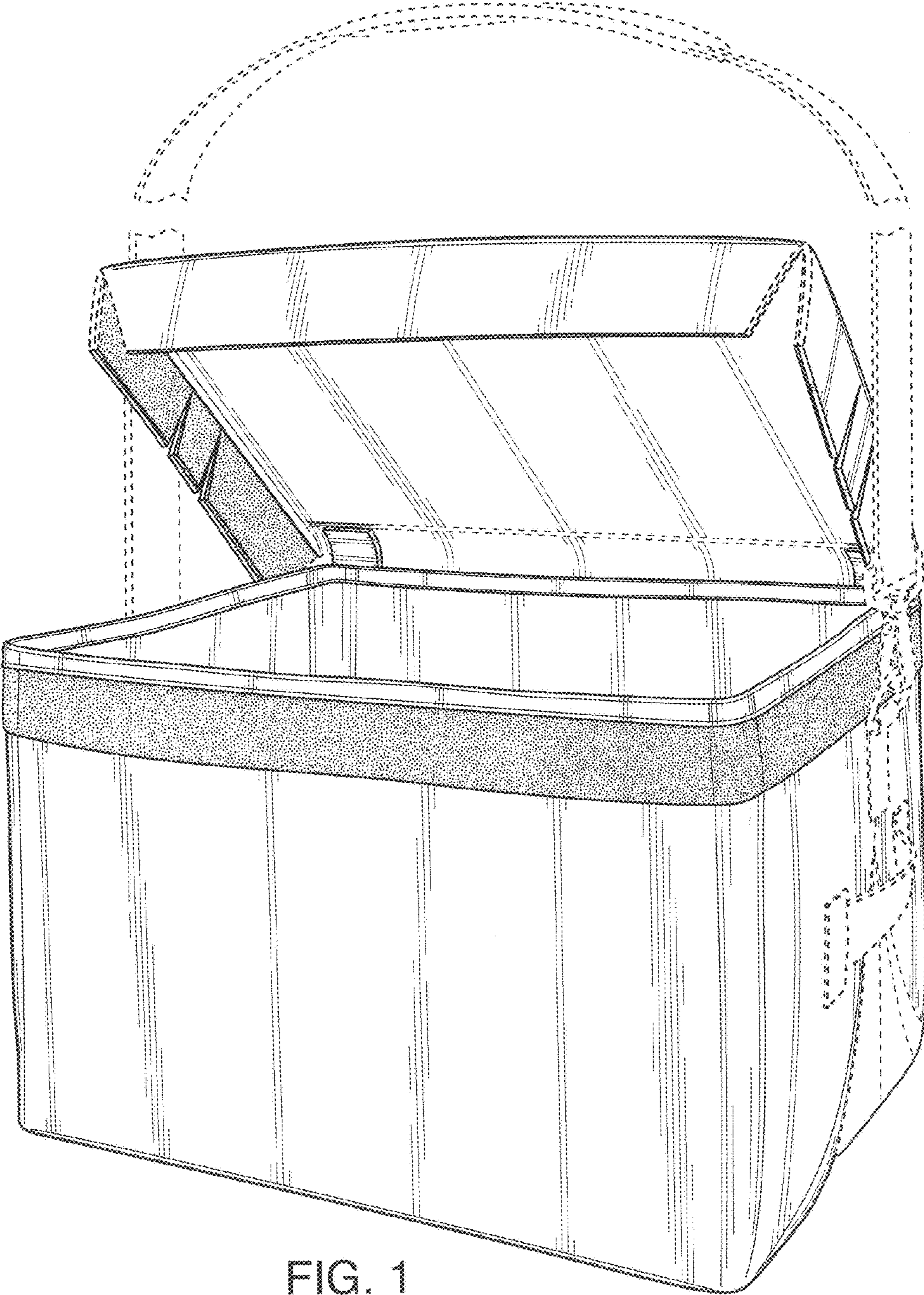


FIG. 1

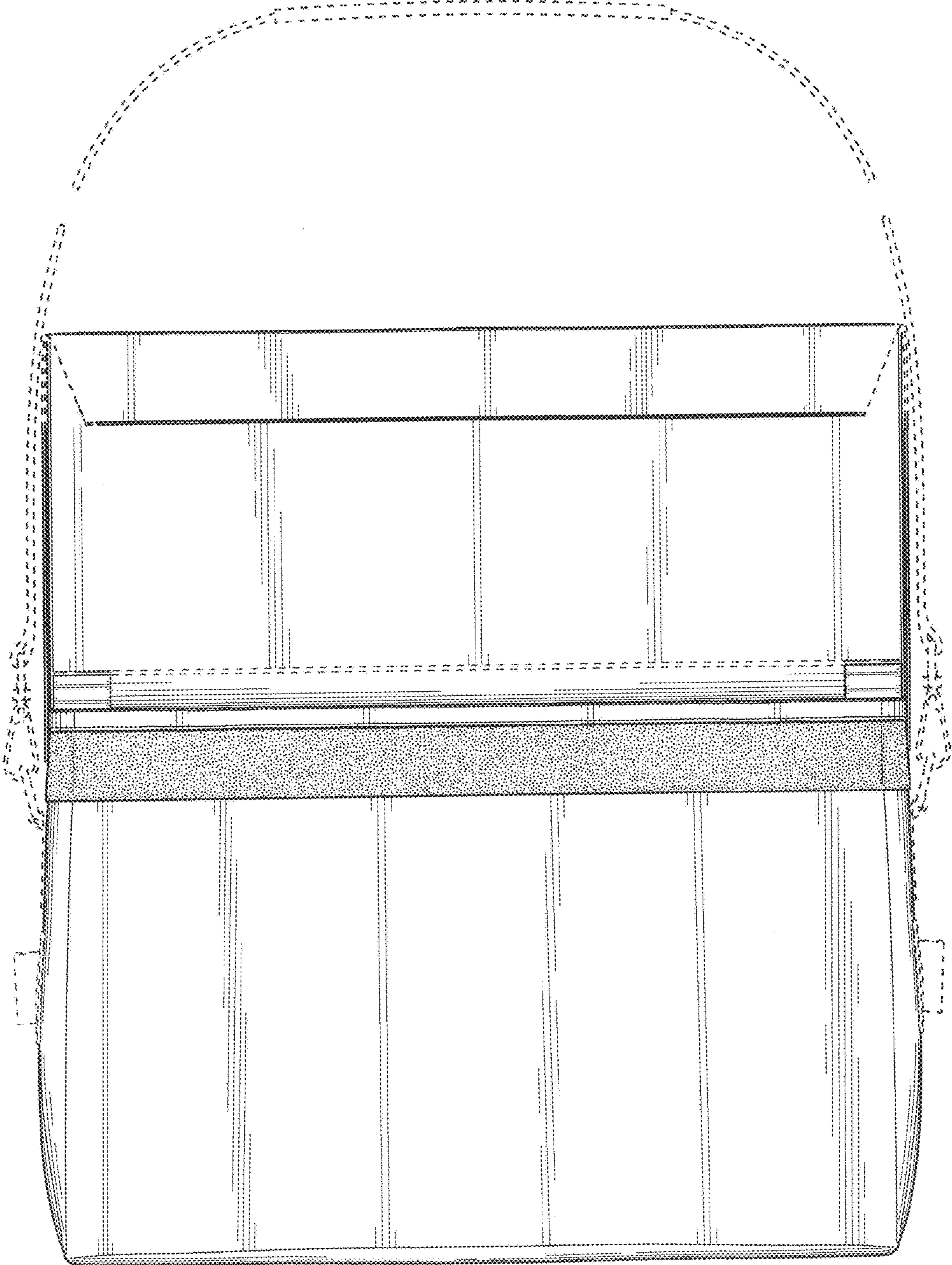


FIG. 2

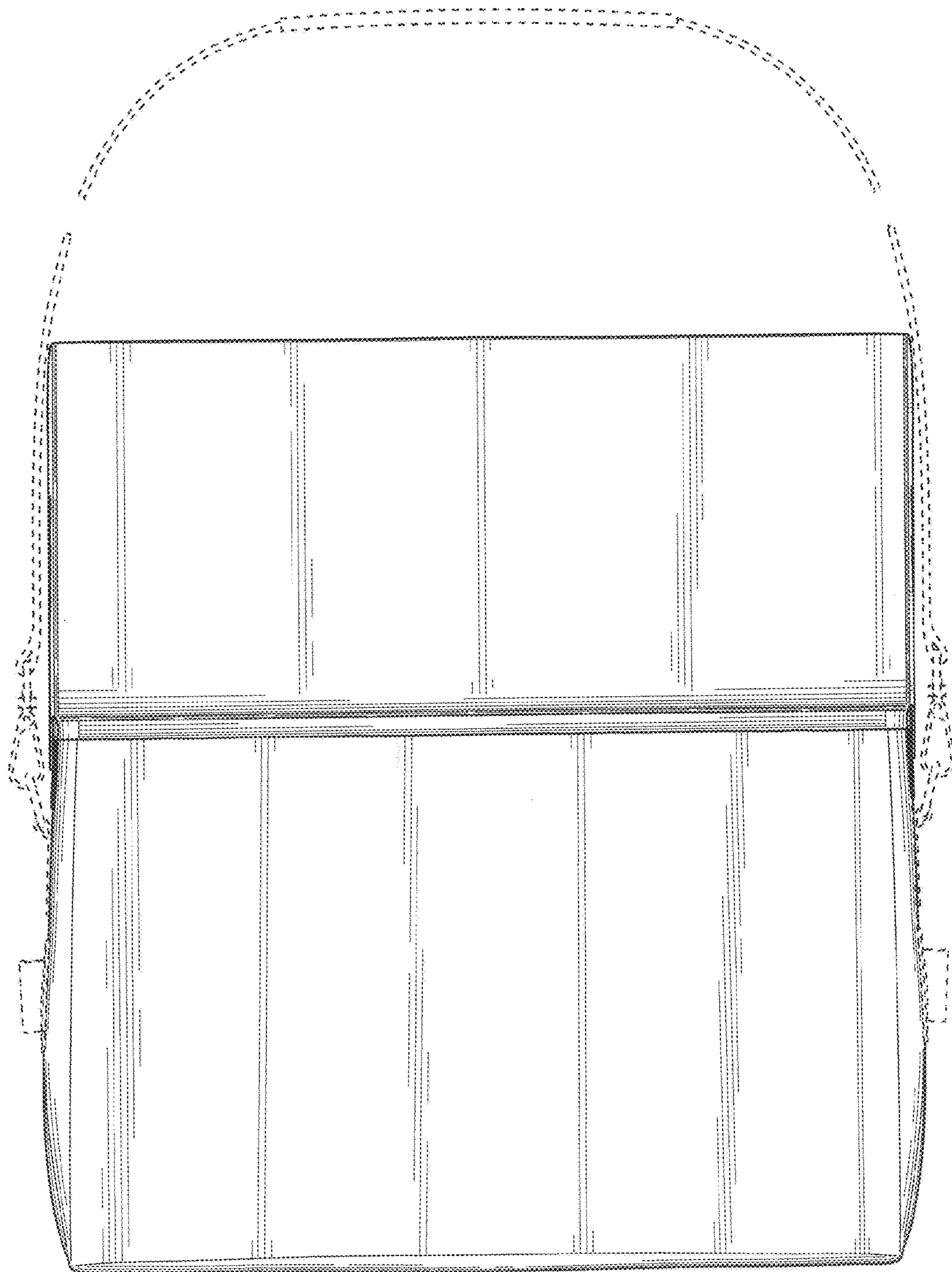


FIG. 3

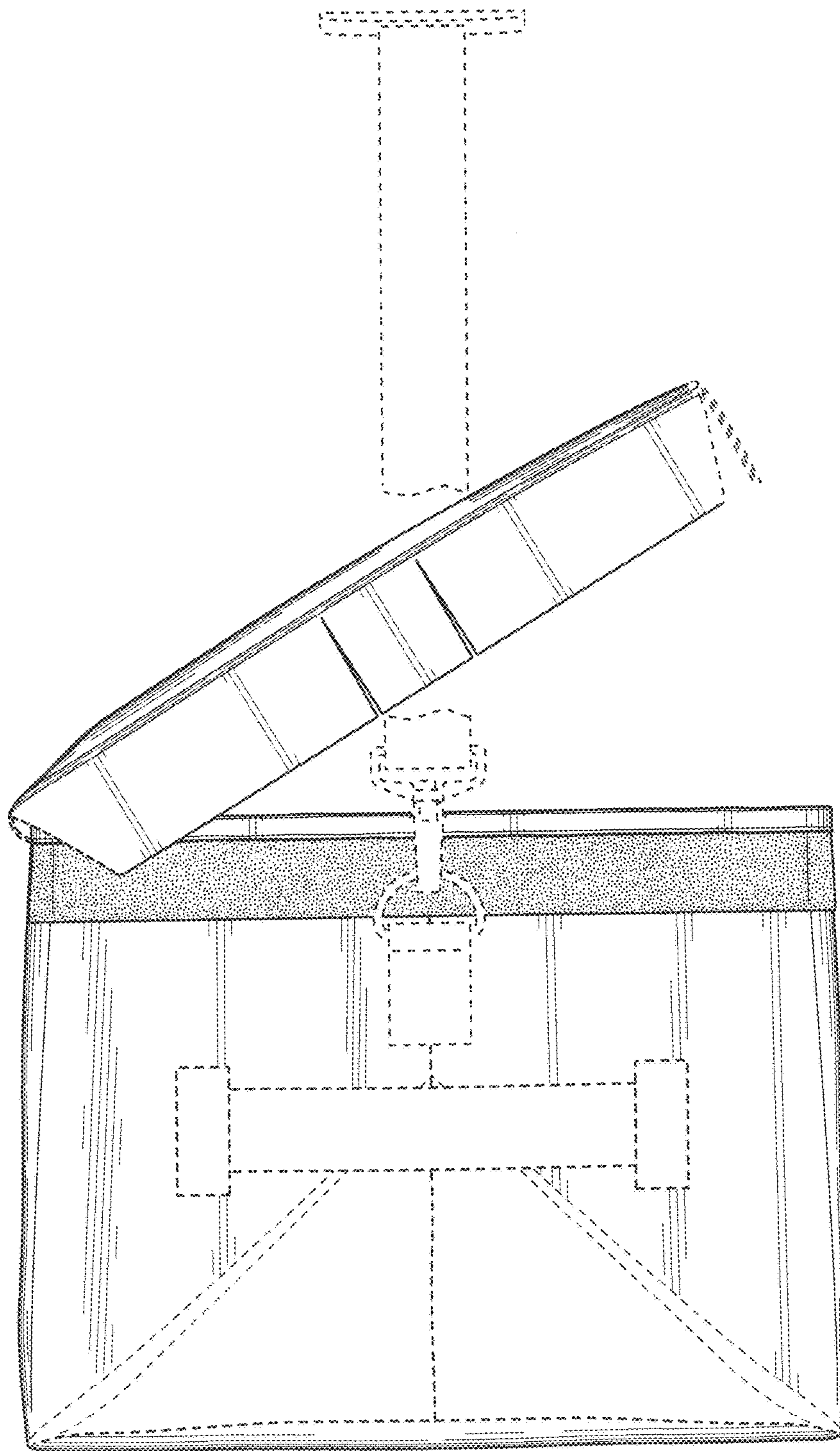


FIG. 4

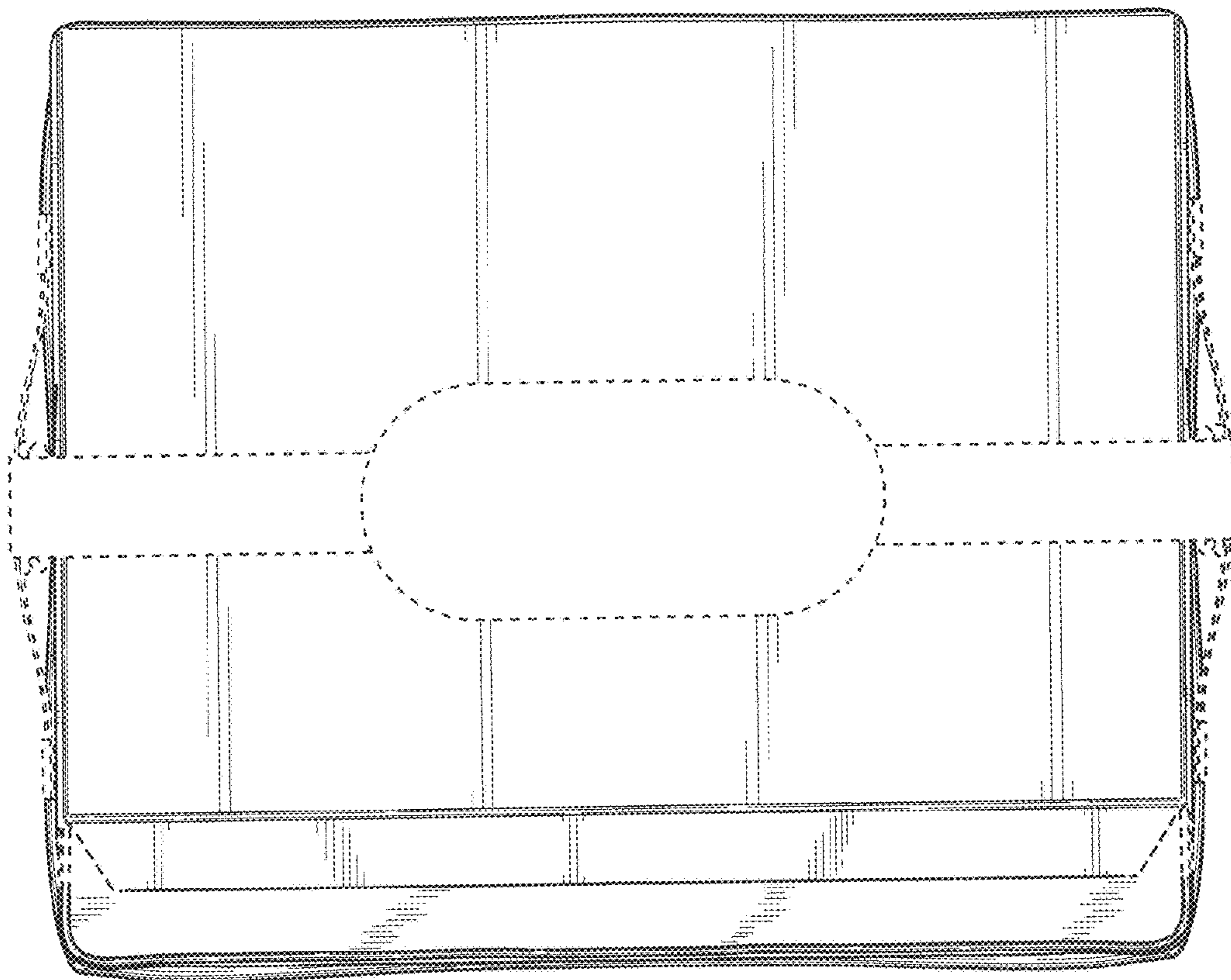


FIG. 5




FIG. 6




FIG. 7