

US00D749316S

(12) **United States Design Patent**
Lee

(10) **Patent No.:** **US D749,316 S**

(45) **Date of Patent:** **** Feb. 16, 2016**

- (54) **BAG**
- (71) Applicant: **SOHHEE TRADING CO., LTD.**, Seoul (KR)
- (72) Inventor: **Hye Kyung Lee**, Seoul (KR)
- (73) Assignee: **SOHHEE TRADING CO., LTD.**, Seoul (KR)
- (**) Term: **14 Years**
- (21) Appl. No.: **29/506,524**
- (22) Filed: **Oct. 16, 2014**

- (30) **Foreign Application Priority Data**
Jun. 4, 2014 (KR) 30-2014-0027487
- (51) **LOC (10) Cl.** **03-01**
- (52) **U.S. Cl.**
USPC **D3/217**
- (58) **Field of Classification Search**
CPC A45F 3/04; A45F 3/042; A45F 3/08;
A45F 3/10; A45F 3/14; A45F 4/02; A45F
4/08; A45F 2200/05; A45F 2200/0525;
A45C 13/08; A45C 13/083
See application file for complete search history.

- (56) **References Cited**
U.S. PATENT DOCUMENTS
D249,189 S * 8/1978 Stewart D3/217
5,819,998 A * 10/1998 Chehebar 224/153
D418,673 S * 1/2000 Madsen D3/216
D448,160 S * 9/2001 Sijmons et al. D3/216

| | | | |
|-------------------|---------|----------------------|---------|
| D456,601 S * | 5/2002 | Kegels | D3/217 |
| D458,444 S * | 6/2002 | Clark et al. | D3/216 |
| D506,864 S * | 7/2005 | Fonfeder | D3/217 |
| D511,620 S * | 11/2005 | Van Himbeeck | D3/217 |
| D557,009 S * | 12/2007 | Elmberg et al. | D3/217 |
| D674,591 S * | 1/2013 | Hargens et al. | D3/217 |
| D699,431 S * | 2/2014 | Hock | D3/216 |
| D699,432 S * | 2/2014 | Hock | D3/216 |
| D702,434 S * | 4/2014 | Chalk et al. | D3/217 |
| D704,434 S * | 5/2014 | Hock | D3/216 |
| D706,027 S * | 6/2014 | Hock | D3/216 |
| D706,533 S * | 6/2014 | Hock | D3/216 |
| D706,534 S * | 6/2014 | Zwetzig | D3/216 |
| D707,959 S * | 7/2014 | Pent | D3/217 |
| D714,541 S * | 10/2014 | Anderson et al. | D3/217 |
| D725,376 S * | 3/2015 | Dweck | D3/217 |
| 2015/0048133 A1 * | 2/2015 | Alba et al. | 224/576 |

* cited by examiner

Primary Examiner — John Windmuller

Assistant Examiner — Steven Czyz

(74) *Attorney, Agent, or Firm* — Novick, Kim & Lee, PLLC;
Jae Youn Kim

(57) **CLAIM**

I claim, the ornamental design for a bag, as shown and described.

DESCRIPTION

FIG. 1 is a perspective view of a bag, showing my new design; FIG. 2 is a front view of the bag of FIG. 1; FIG. 3 is a rear view of the bag of FIG. 1; FIG. 4 is a left side view of the bag of FIG. 1; FIG. 5 is a right side view of the bag of FIG. 1; FIG. 6 is a top view of the bag of FIG. 1; and, FIG. 7 is a bottom view of bag of FIG. 1.

1 Claim, 7 Drawing Sheets





FIG. 1



FIG. 2



FIG. 3




FIG. 4




FIG. 5




FIG. 6




FIG. 7