



US00D749309S

(12) **United States Design Patent**
Weitzman

(10) **Patent No.:** **US D749,309 S**

(45) **Date of Patent:** **** Feb. 16, 2016**

- (54) **SOLE OF A WOMAN'S SHOE**
- (71) Applicant: **STUART WEITZMAN IP, LLC**, Ft. Lauderdale, FL (US)
- (72) Inventor: **Stuart Weitzman**, New York, NY (US)
- (73) Assignee: **Stuart Weitzman IP, LLC**, Ft. Lauderdale, FL (US)
- (**) Term: **14 Years**
- (21) Appl. No.: **29/511,664**
- (22) Filed: **Dec. 12, 2014**
- (51) **LOC (10) Cl.** **02-04**
- (52) **U.S. Cl.**
USPC **D2/950; D2/951**
- (58) **Field of Classification Search**
USPC D2/902, 906, 908, 916, 918, 925, D2/946-962, 977; 36/3 B, 22 R, 24.5, 25 R, 36/28, 32 R, 34 R, 59 C, 67 A, 103
CPC A43B 13/00; A43B 13/02; A43B 13/023; A43B 13/026; A43B 13/04; A43B 13/08; A43B 13/10; A43B 13/12; A43B 13/14; A43B 13/141; A43B 13/143; A43B 13/16; A43B 13/18; A43B 13/181; A43B 13/187; A43B 13/189; A43B 13/20; A43B 13/22; A43B 13/223; A43B 13/24; A43B 13/28; A43B 13/30; A43B 13/32; A43B 13/34; A43B 13/36
See application file for complete search history.

D302,350 S *	7/1989	Choi	D2/955
D333,211 S *	2/1993	Foster	D2/955
D383,085 S *	9/1997	Nyqvist	D11/86
D512,207 S *	12/2005	Choi	D2/946
D518,627 S *	4/2006	Weitzman	D2/925
D525,421 S *	7/2006	Choi	D2/977
D530,076 S *	10/2006	Choi	D2/976
D542,020 S *	5/2007	Choi	D2/976
D545,039 S *	6/2007	Weitzman et al.	D2/971

(Continued)

Primary Examiner — T. Chase Nelson

(74) *Attorney, Agent, or Firm* — Gottlieb, Rackman & Reisman, P.C.

(57) **CLAIM**

The ornamental design for the sole of a woman's shoe, as shown and described.

DESCRIPTION

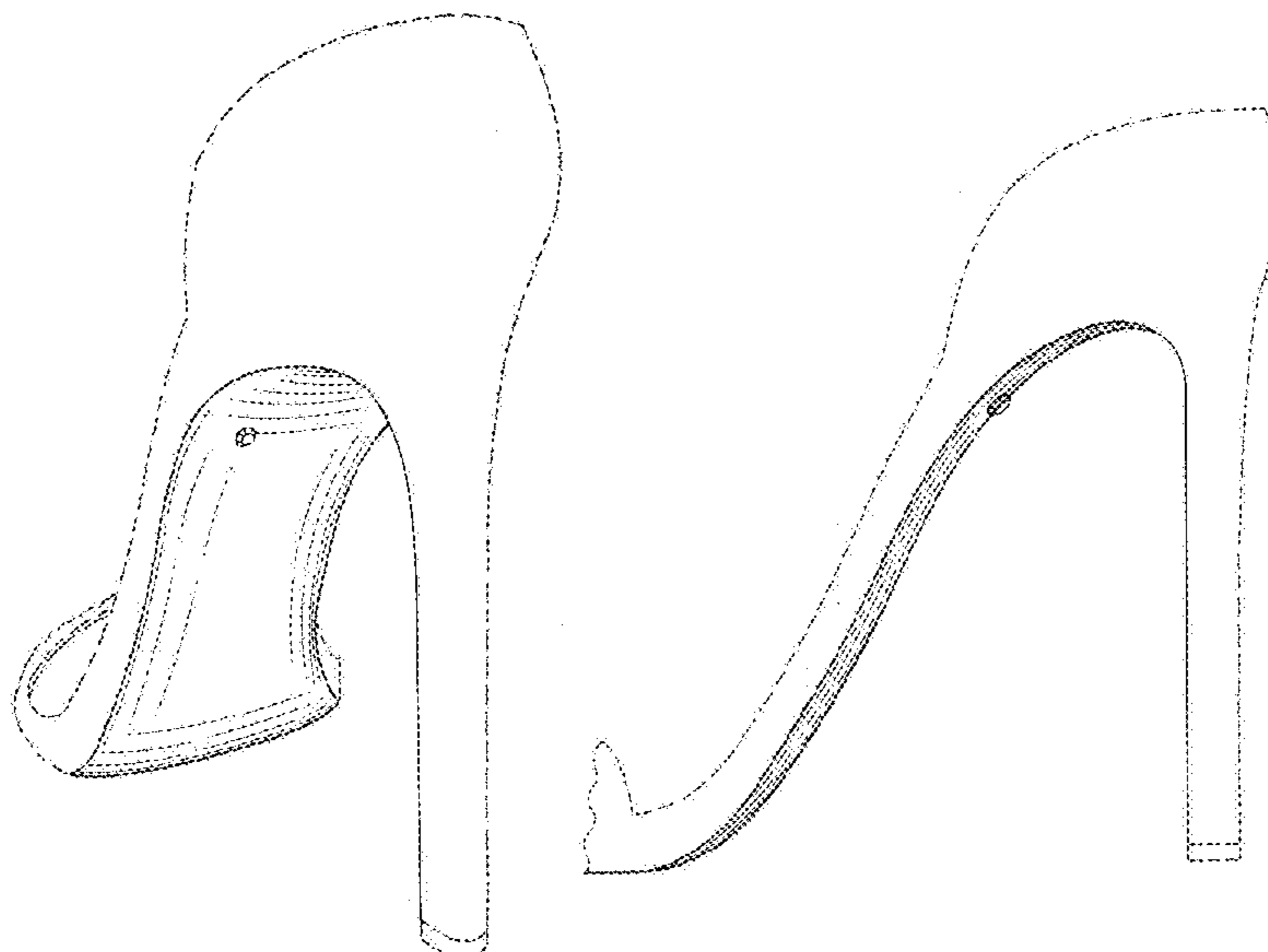
FIGS. 1-4 show an embodiment of a sole of a left woman's shoe showing my design;
 FIG. 1 is an outside rear perspective view of the embodiment of the sole of a woman's shoe;
 FIG. 2 is a side perspective view of the embodiment thereof taken from the outside and below the center line;
 FIG. 3 is a rear plan view of the embodiment thereof;
 FIG. 4 is a bottom plan view of the embodiment thereof;
 FIGS. 5-8 show an embodiment of a sole of a right woman's shoe showing my design;
 FIG. 5 is an outside rear perspective view of the embodiment of the sole of a woman's shoe;
 FIG. 6 is a side perspective view of the embodiment thereof taken from the outside and below the center line;
 FIG. 7 is a rear plan view of the embodiment thereof; and,
 FIG. 8 is a bottom plan view of the embodiment thereof.
 Any broken lines of FIGS. 1-8 are for purposes of illustrating unclaimed portions of the sole as well as unclaimed environmental structure, and form no part of the claimed design.

1 Claim, 8 Drawing Sheets

(56) **References Cited**

U.S. PATENT DOCUMENTS

1,433,309 A *	10/1922	Stimpson	36/8.1
1,869,257 A *	7/1932	Hitzler	36/3 R
1,911,694 A *	5/1933	Just	36/103
D91,535 S *	2/1934	Morali	D2/932



(56)

References Cited

U.S. PATENT DOCUMENTS

D557,483 S *	12/2007	Young et al.	D2/946	D637,801 S *	5/2011	Jankowski	D2/925
D571,095 S *	6/2008	Clifford	D2/972	D637,802 S *	5/2011	Jankowski	D2/939
D571,543 S *	6/2008	Sungadi	D2/959	D656,717 S *	4/2012	Abramowitz	D2/946
D580,648 S *	11/2008	Choi	D2/976	D664,332 S *	7/2012	Garcia Mira	D2/925
D582,137 S *	12/2008	Choi	D2/925	D664,333 S *	7/2012	Garcia Mira	D2/939
D582,139 S *	12/2008	Choi	D2/965	D683,528 S *	6/2013	Sungadi	D2/957
D582,637 S *	12/2008	Guers-Neyraud	D2/925	D707,430 S *	6/2014	Feeney et al.	D2/954
D591,938 S *	5/2009	Beauger	D2/923	D712,124 S *	9/2014	Truelsen	D2/957
D595,034 S *	6/2009	Van Hulle	D2/925	D716,536 S *	11/2014	Silverman	D2/954
D607,187 S *	1/2010	Hermann	D2/930	D724,295 S *	3/2015	Dodge et al.	D2/954
				2011/0252669 A1 *	10/2011	Kasprzak	36/127
				2015/0128452 A1 *	5/2015	Hull et al.	36/103

* cited by examiner

FIG. 1

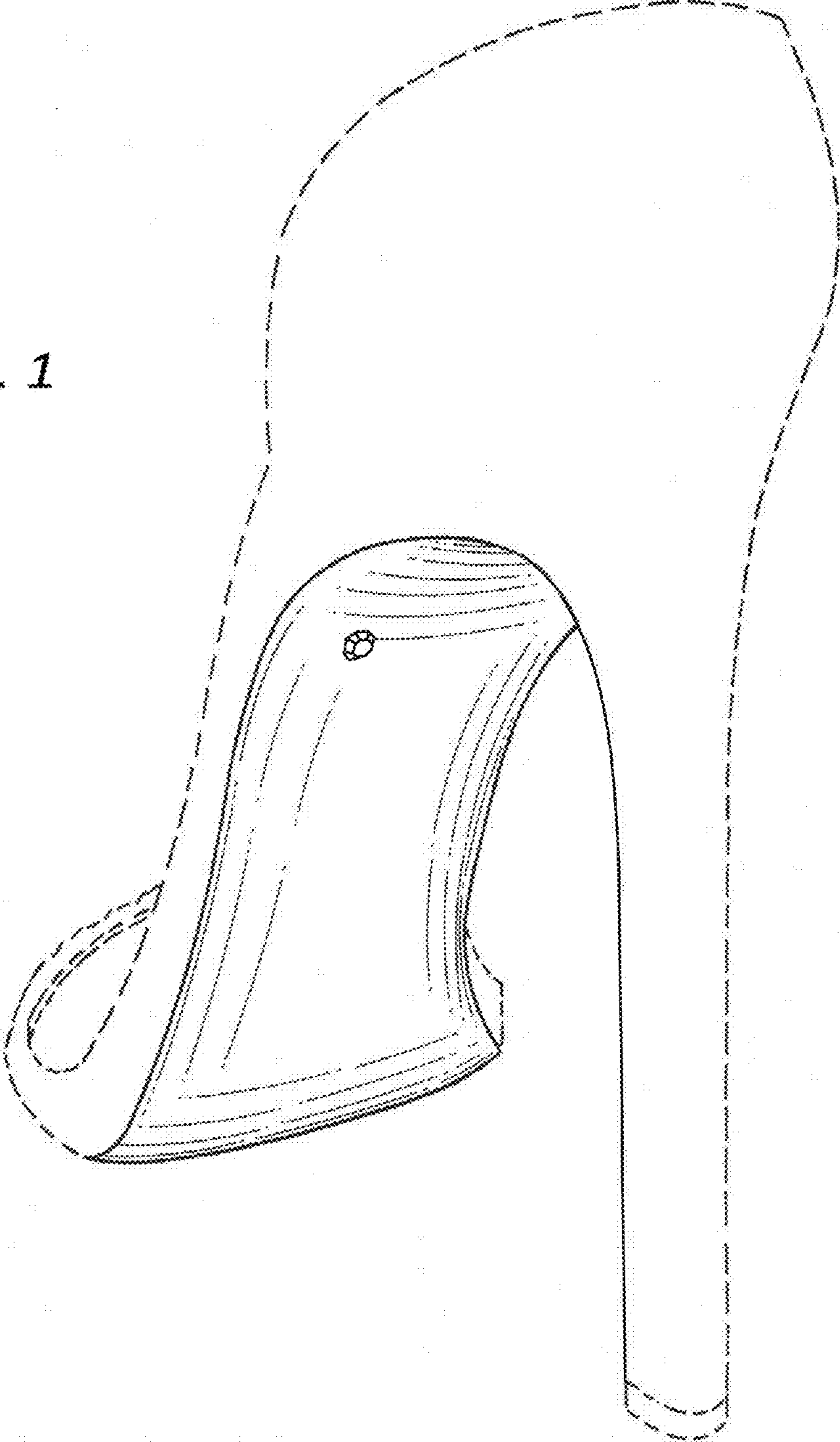
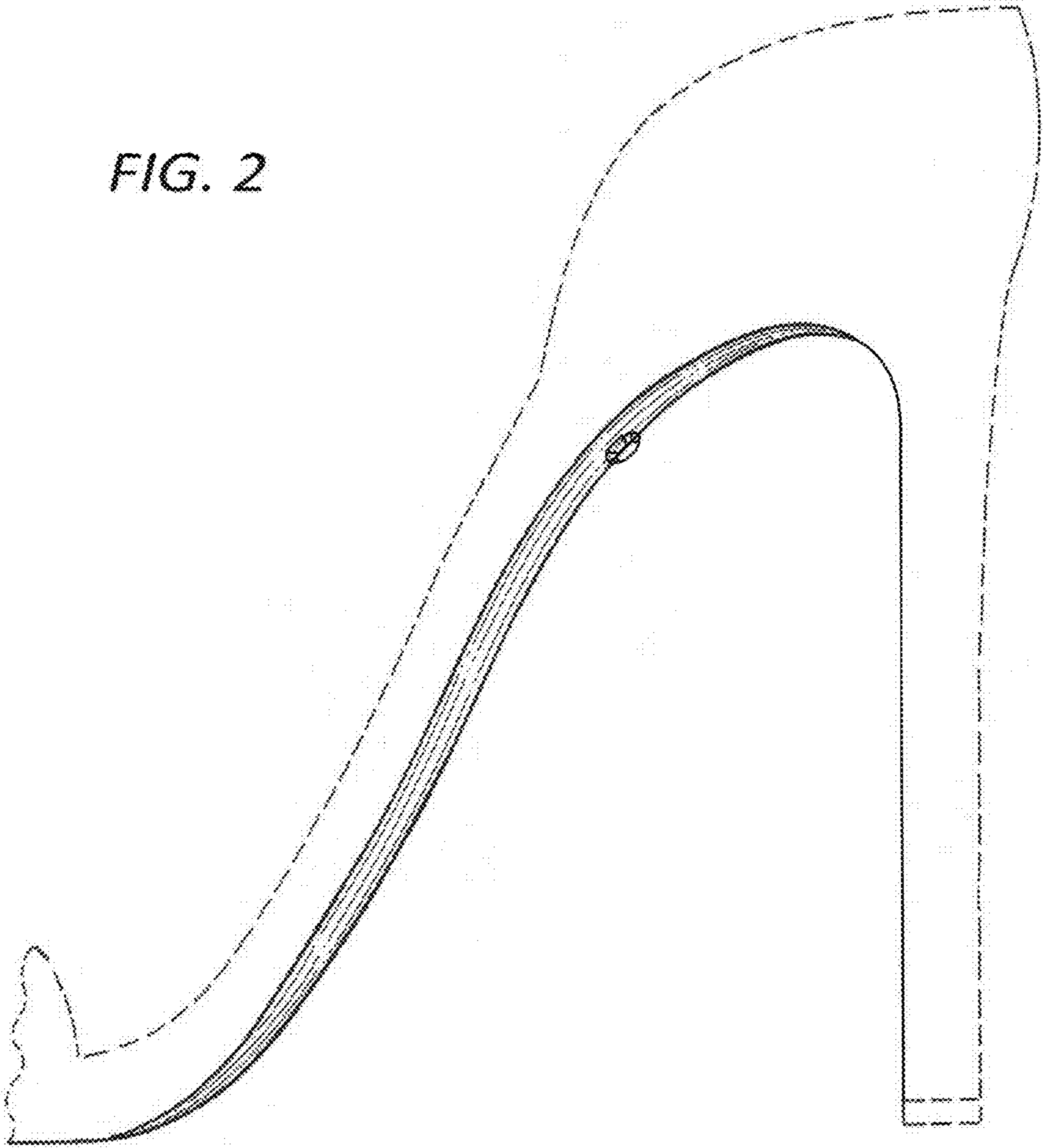


FIG. 2



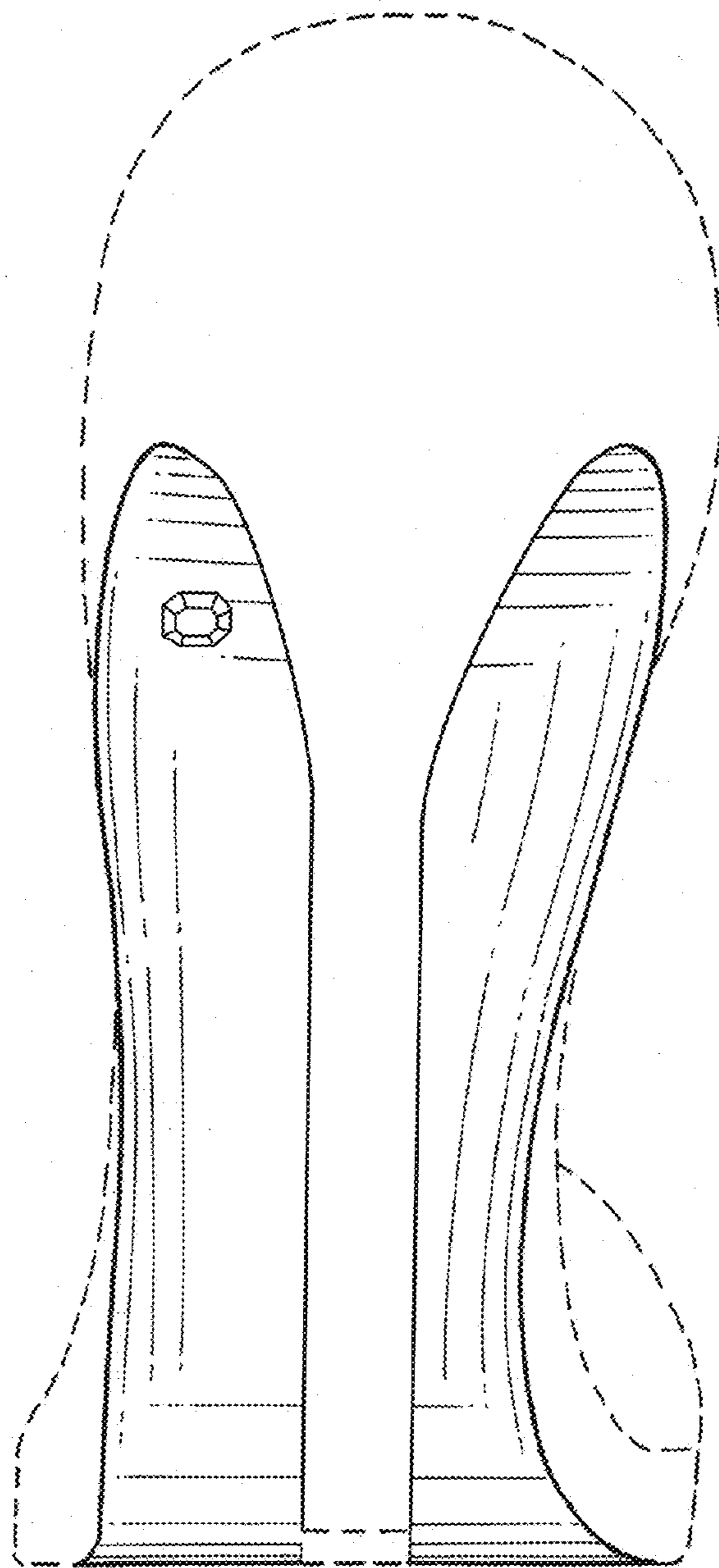


FIG. 3

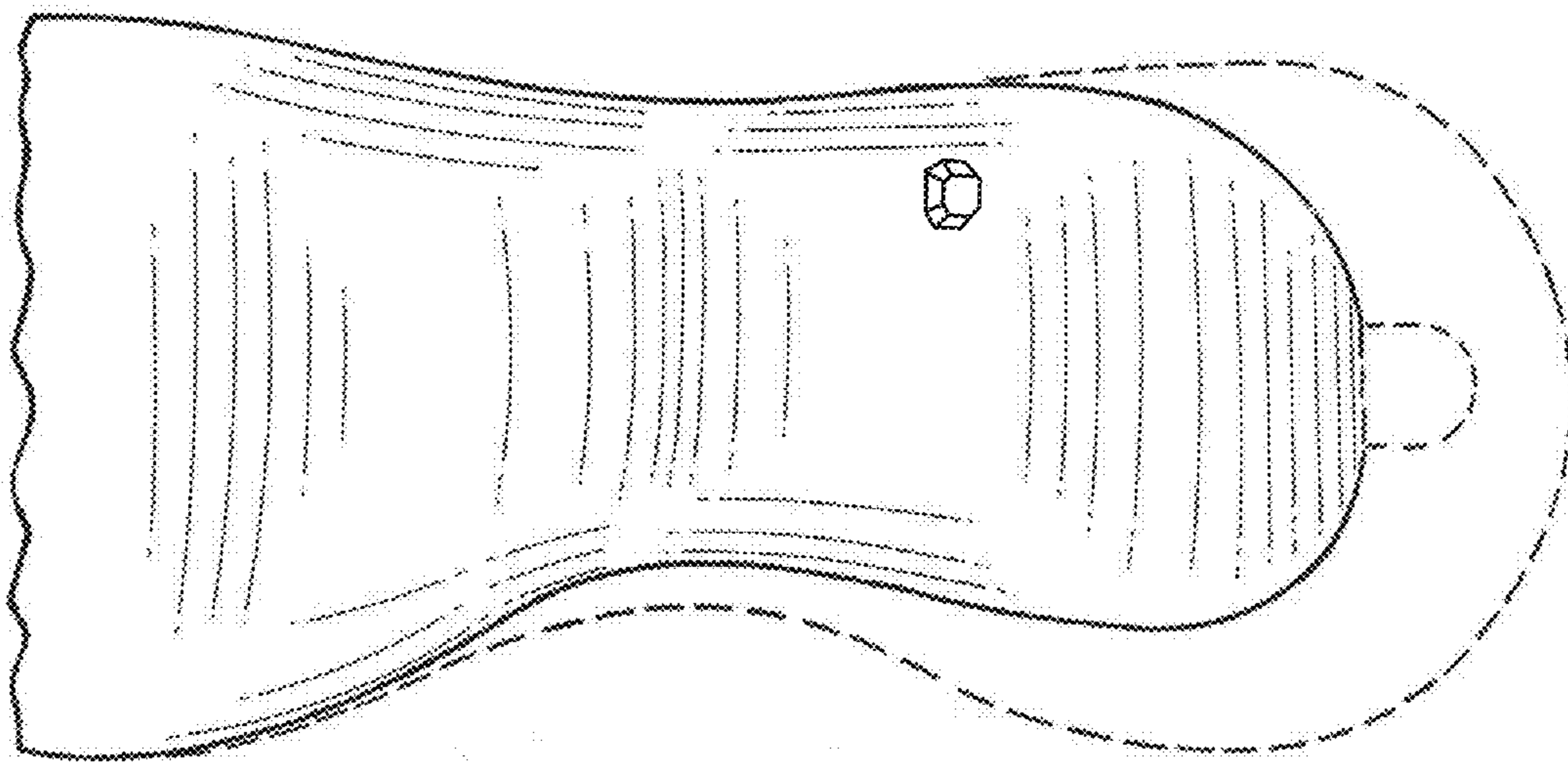


FIG. 4

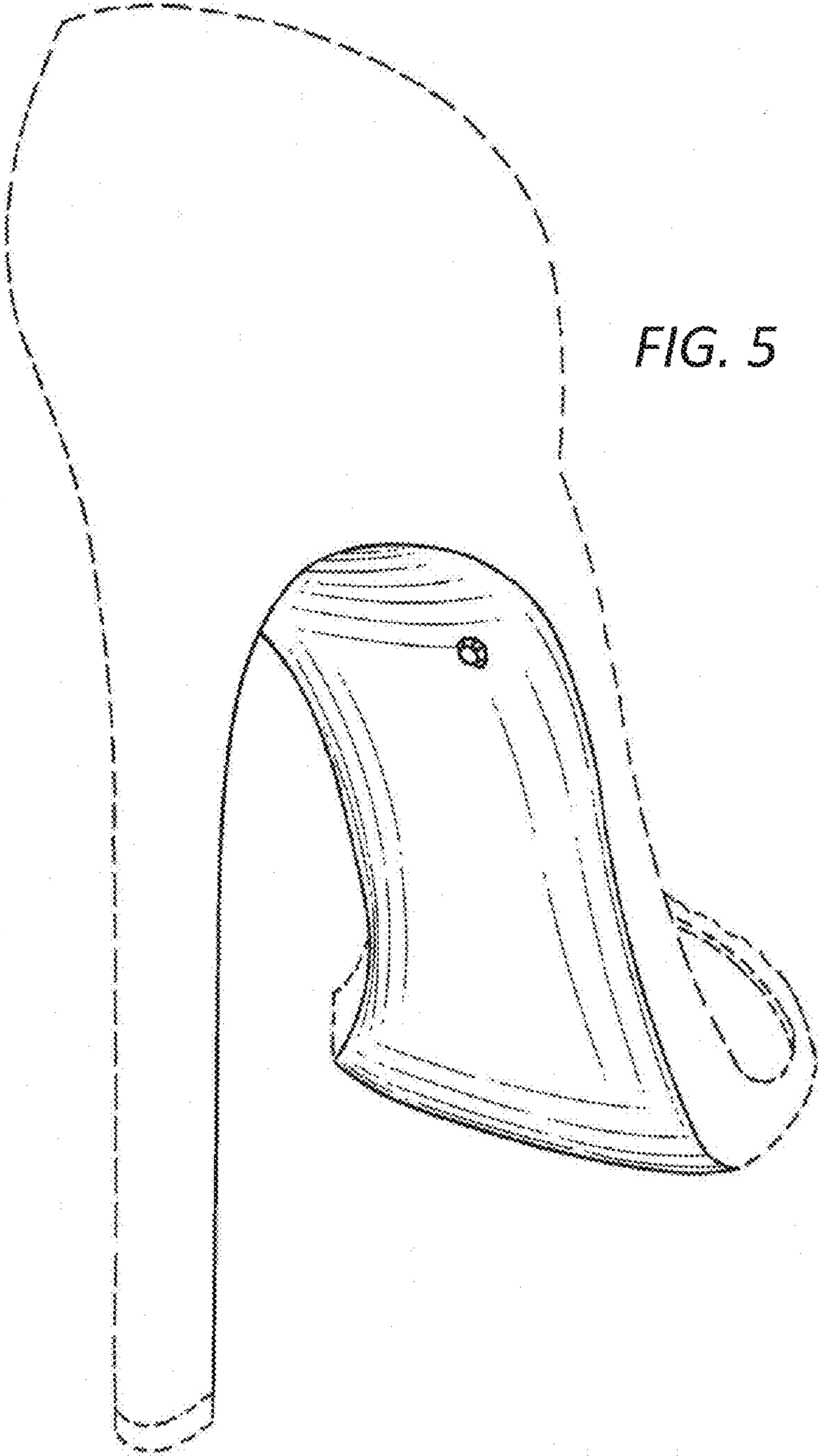


FIG. 5

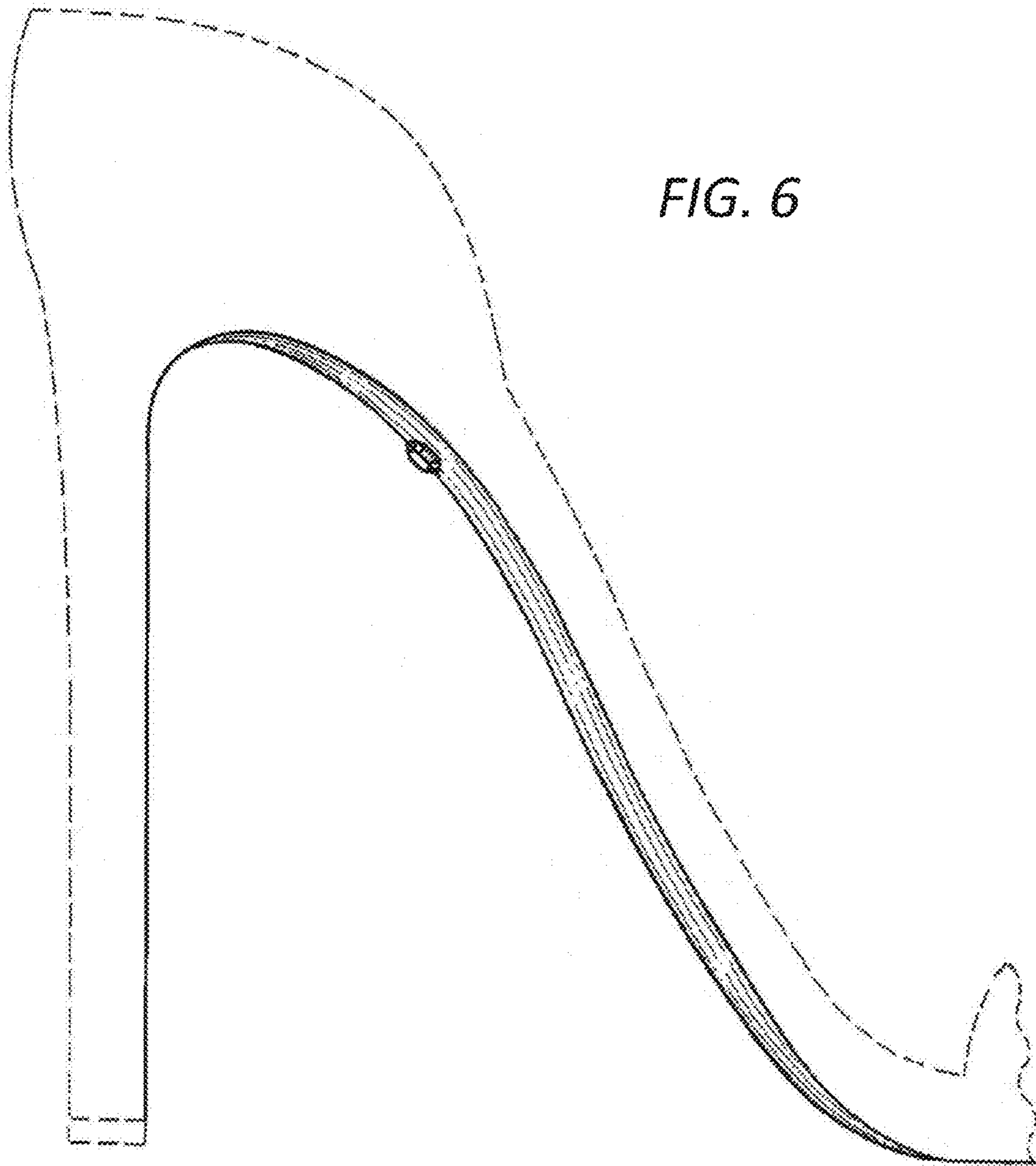
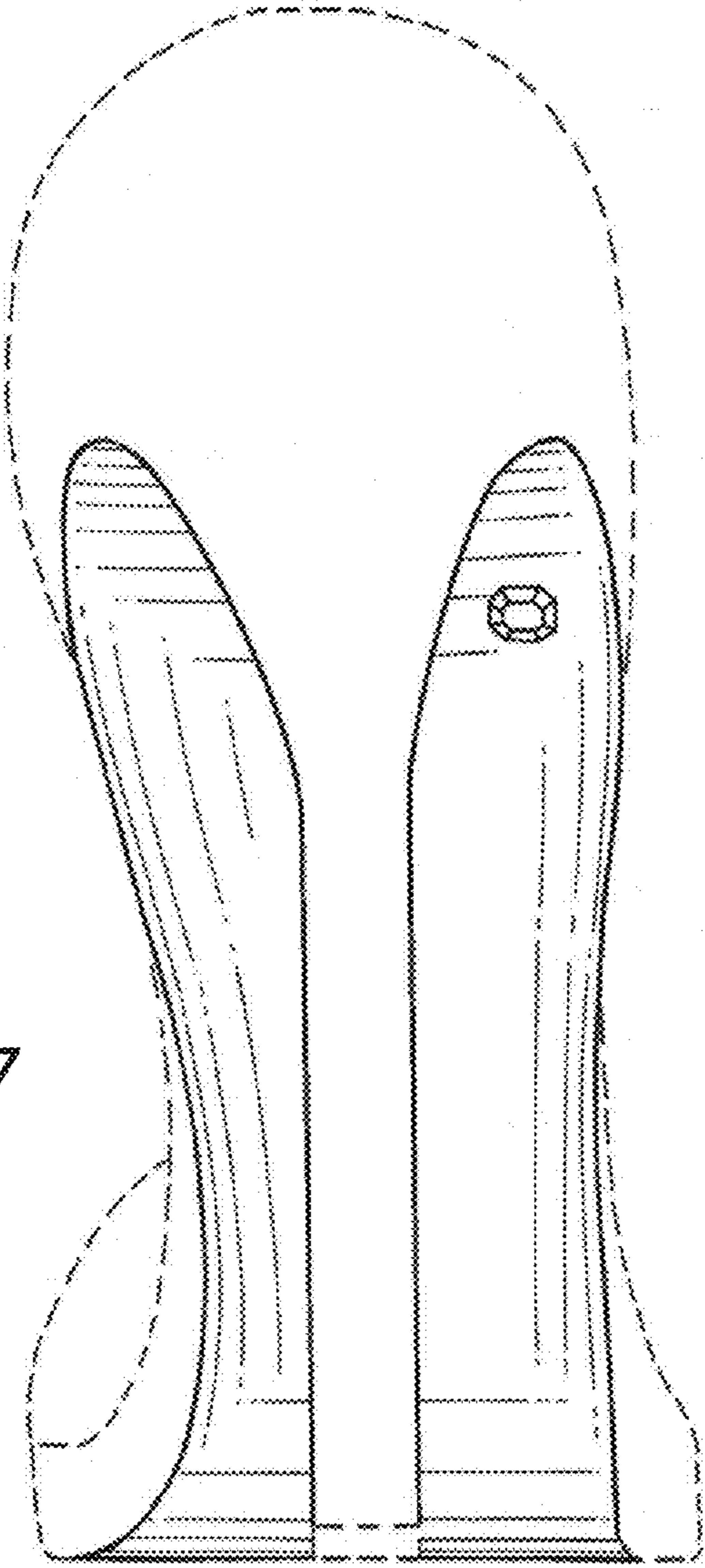


FIG. 6

FIG. 7



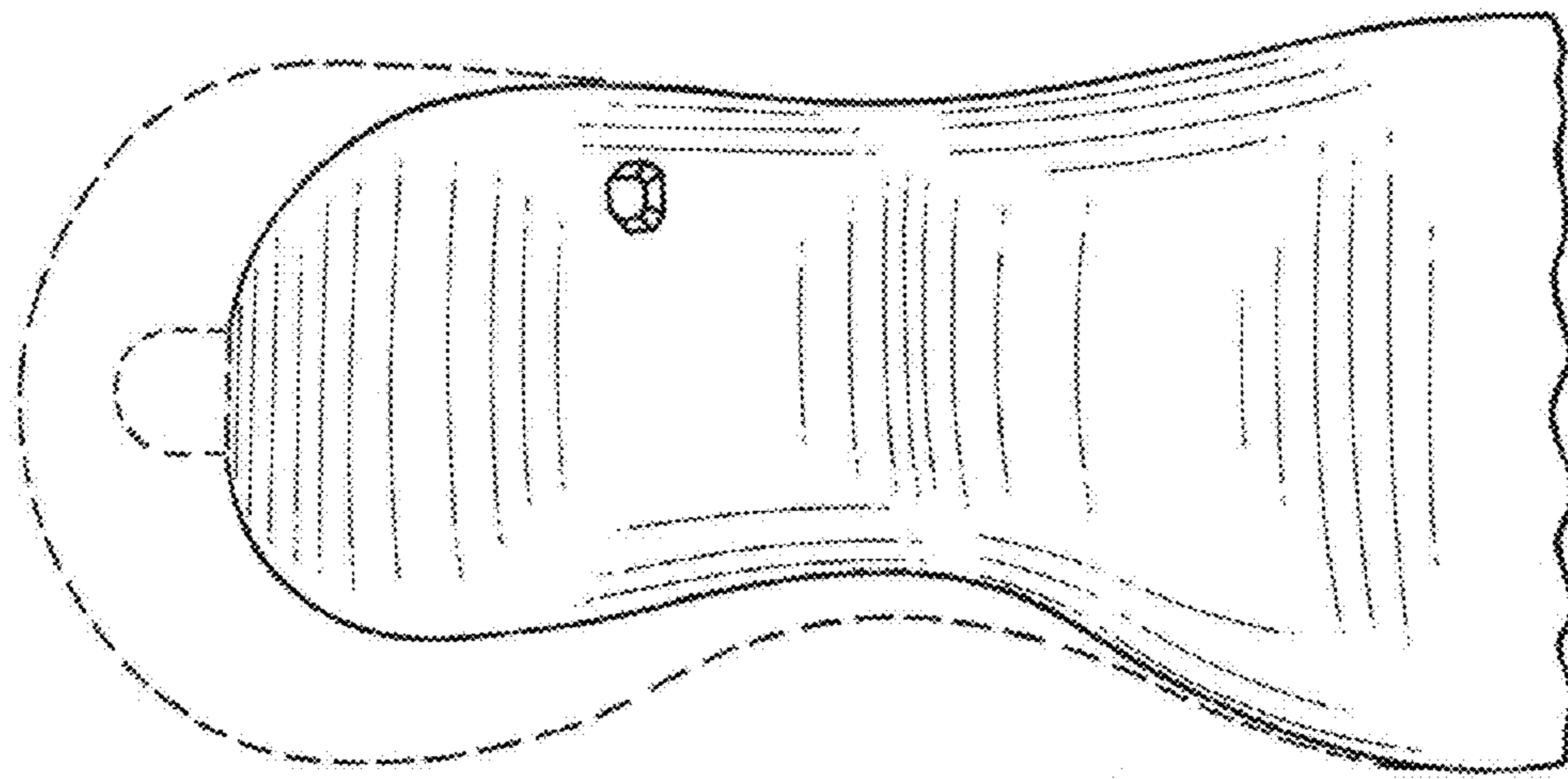


FIG. 8