



US00D749302S

(12) **United States Design Patent**
Wainwright et al.

(10) **Patent No.:** **US D749,302 S**
(45) **Date of Patent:** **** Feb. 16, 2016**

(54) **HEAD COVERING HAVING
DREADLOCK-LIKE APPENDAGES**

(71) Applicants: **Johnathon Wainwright**, Memphis, TN
(US); **Karen Wainwright**, Memphis, TN
(US)

(72) Inventors: **Johnathon Wainwright**, Memphis, TN
(US); **Karen Wainwright**, Memphis, TN
(US)

(**) Term: **14 Years**

(21) Appl. No.: **29/479,750**

(22) Filed: **Jan. 20, 2014**

(51) **LOC (10) Cl.** **02-03**

(52) **U.S. Cl.**
USPC **D2/869**

(58) **Field of Classification Search**
USPC D2/865, 866, 867, 868, 869, 870, 871,
D2/872, 873, 874, 875, 876, 878, 879, 881,
D2/882, 883, 884, 889, 890, 891, 892, 893,
D2/894, 895, 880, 601, 608; 2/84, 171,
2/200.1, 202, 203, 204, 209.3, 209.11,
2/10, 172, 174, 422
CPC A42B 1/004; A41D 20/00; A41D 23/00
See application file for complete search history.

(56) **References Cited**

U.S. PATENT DOCUMENTS

D129,997 S * 10/1941 Jacobson D2/889
D190,032 S * 4/1961 Seron D21/588
D205,180 S * 7/1966 Davis 2/171
D244,236 S * 5/1977 Kyle D21/400
D336,970 S * 7/1993 Reber D2/868
5,234,725 A * 8/1993 Smith A41D 27/08
2/162
5,607,338 A * 3/1997 Landi A63H 3/44
132/201
D396,504 S * 7/1998 Marbet D2/622
D402,423 S * 12/1998 Sanchez D29/122
D439,374 S * 3/2001 Martin D28/41
6,256,799 B1 * 7/2001 McGlasson A42B 3/003
2/411

D486,952 S * 2/2004 Szurley D2/500
D501,280 S * 1/2005 Kole D29/122
D501,281 S * 1/2005 Kole D29/122
D519,245 S * 4/2006 Albertini D28/92
D561,938 S * 2/2008 Madden D28/41
D561,939 S * 2/2008 Madden D28/41
D615,729 S * 5/2010 Beckwith D2/614
7,827,621 B2 * 11/2010 DaCruz A45D 20/00
132/212
D674,969 S * 1/2013 Ratner D29/102
D675,402 S * 2/2013 King D2/868
D701,022 S * 3/2014 Camarella D2/871
D701,371 S * 3/2014 Kopplinger D2/870
D729,461 S * 5/2015 Rodriguez D29/122
D733,406 S * 7/2015 Averahami D2/889
2004/0006809 A1 * 1/2004 Crenshaw A42C 5/04
2/209.3

FOREIGN PATENT DOCUMENTS

EM 000876685-0001 * 3/2008
EM 000876685-0002 * 3/2008
EM 000876685-0003 * 3/2008
KR 300586308.0000 * 1/2011

* cited by examiner

Primary Examiner — Karen E. Eldridge Powers

Assistant Examiner — Kimberly Barnes

(74) *Attorney, Agent, or Firm* — Baker, Donelson, Bearman,
Caldwell & Berkowitz, PC

(57) **CLAIM**

We claim the ornamental design for a head covering having
dreadlock-like appendages, as shown.

DESCRIPTION

FIG. 1 is a perspective view of an embodiment of a head
covering having dreadlock-like appendages showing our new
design;

FIG. 2 is a front perspective view thereof;

FIG. 3 is a rear perspective view thereof;

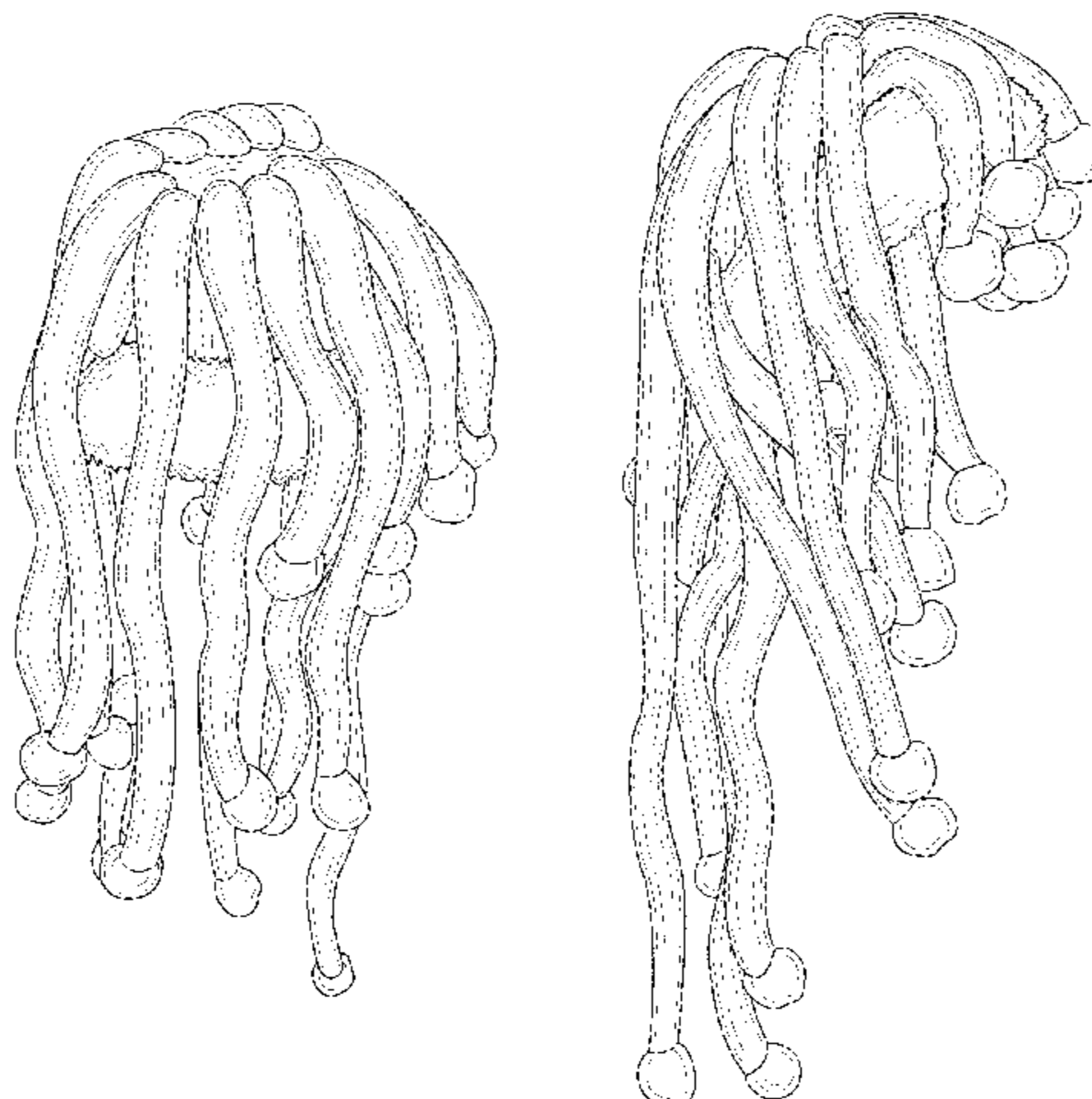
FIG. 4 is a right side elevation view thereof;

FIG. 5 is a left side elevation view thereof;

FIG. 6 is a top perspective view thereof; and,

FIG. 7 is a bottom perspective view thereof.

1 Claim, 6 Drawing Sheets



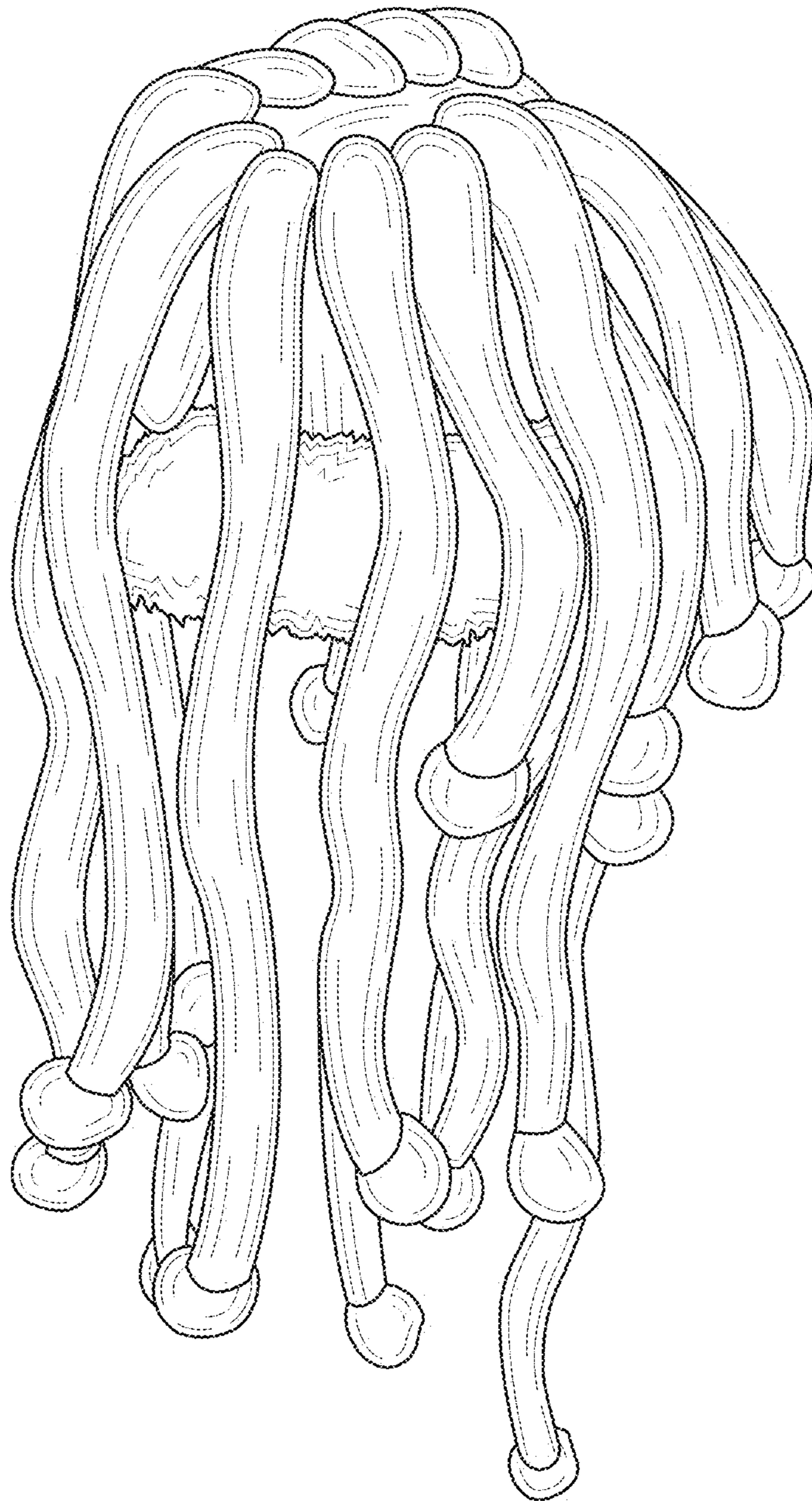


FIG. 1

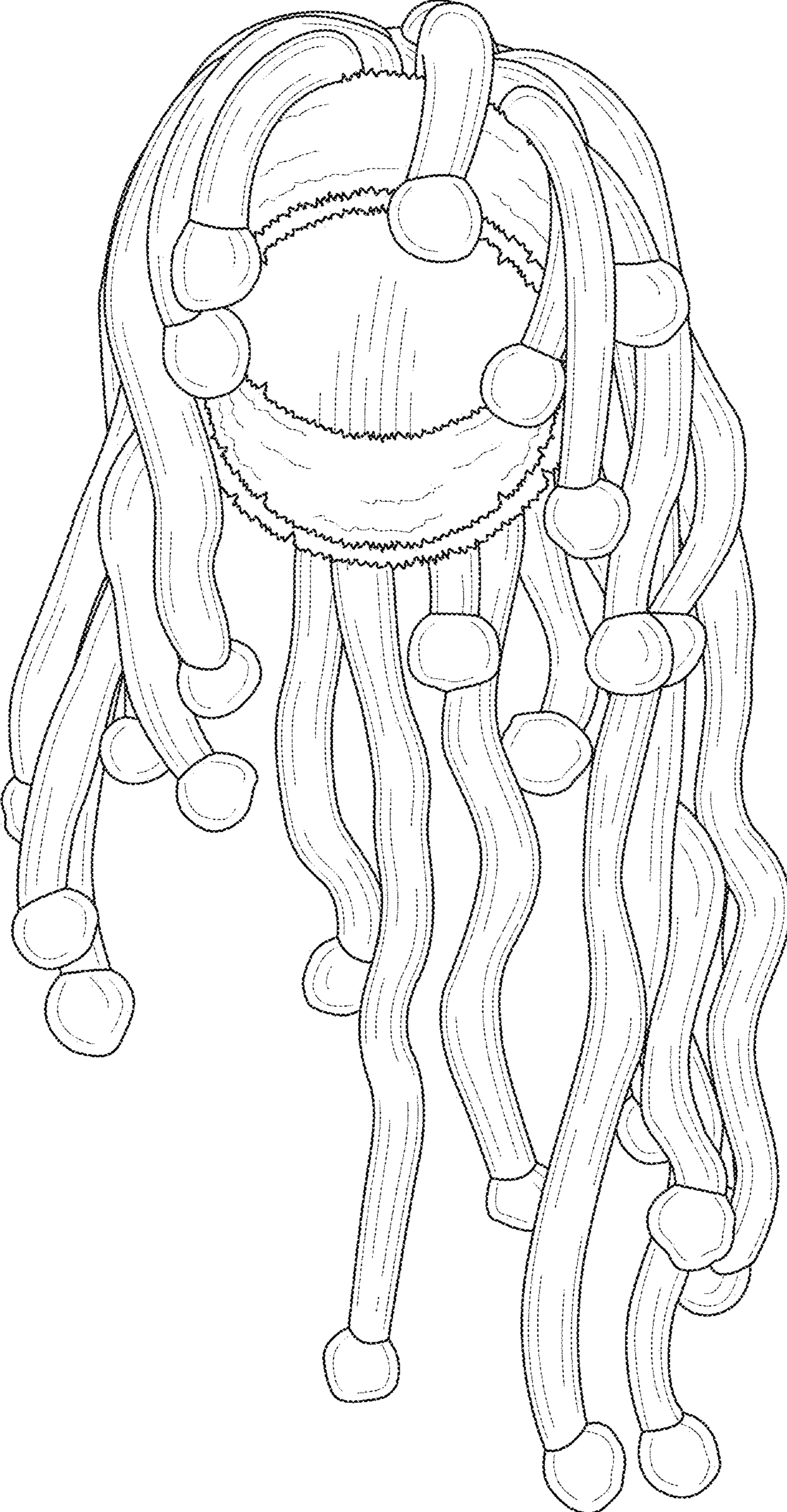


FIG. 2

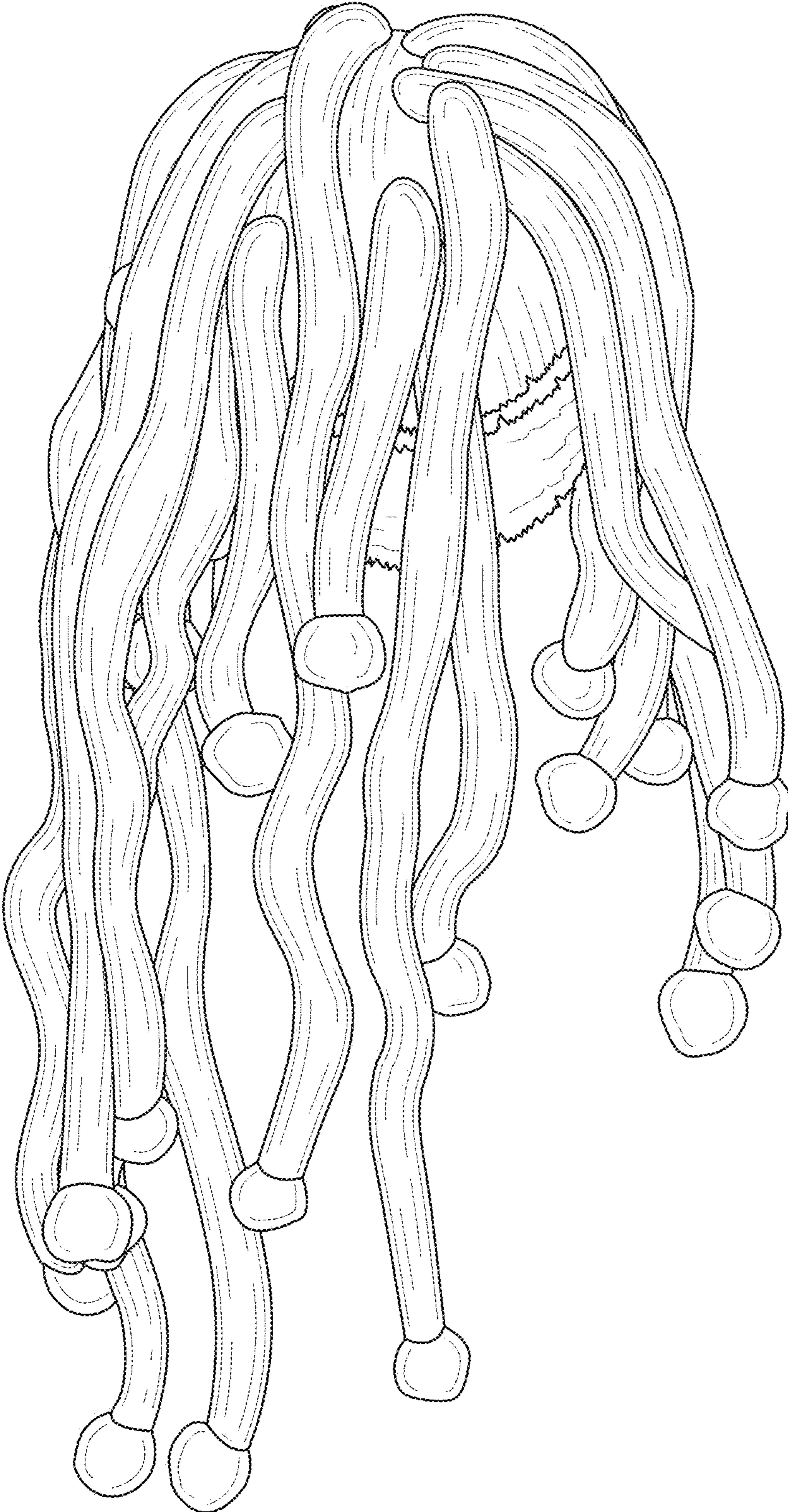


FIG. 3

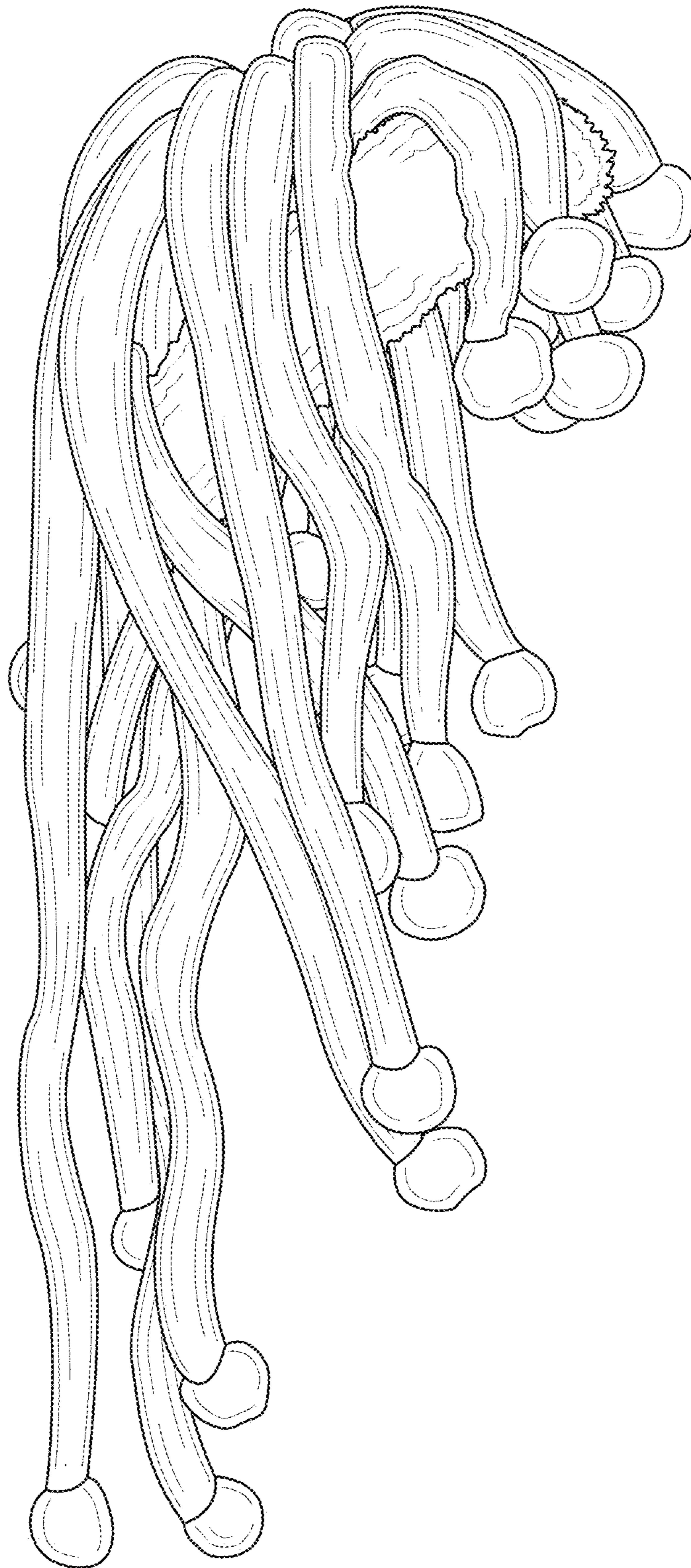


FIG. 4

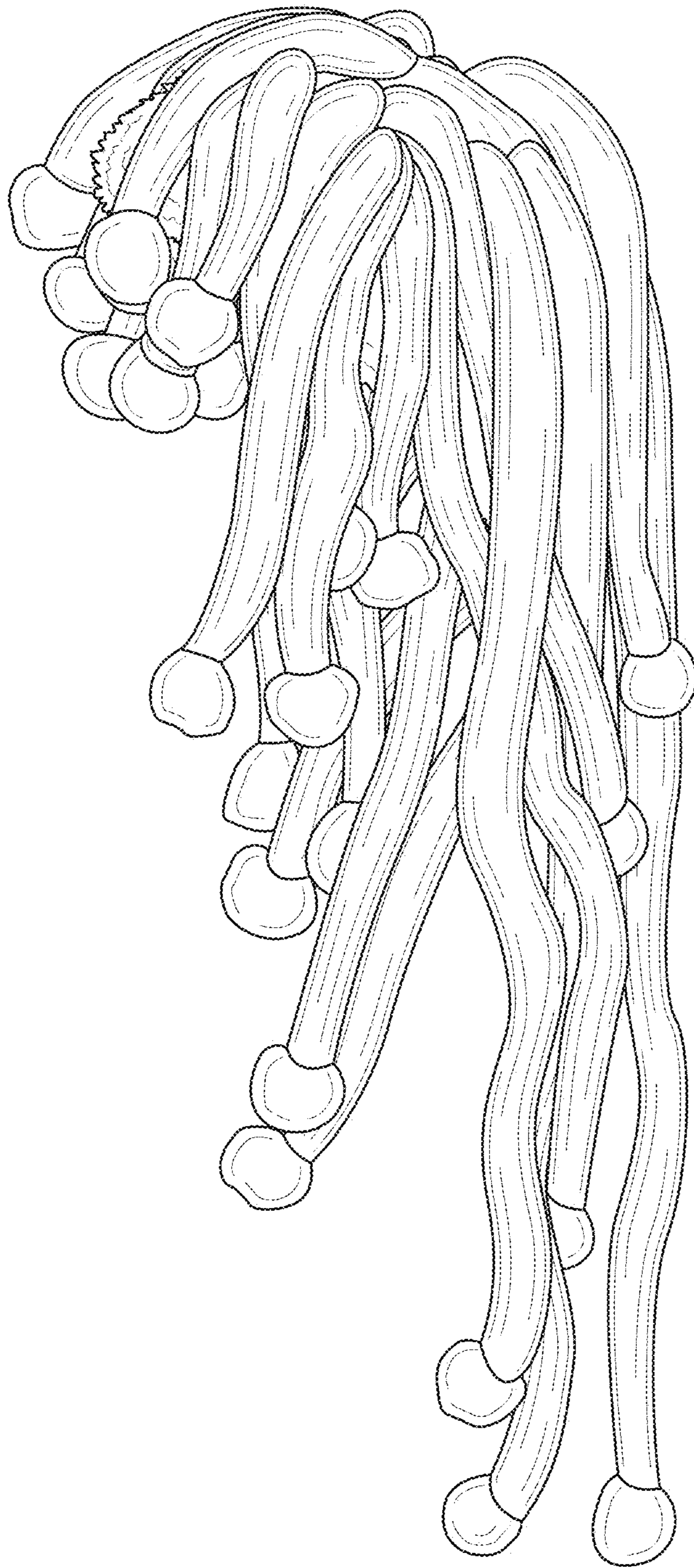


FIG. 5

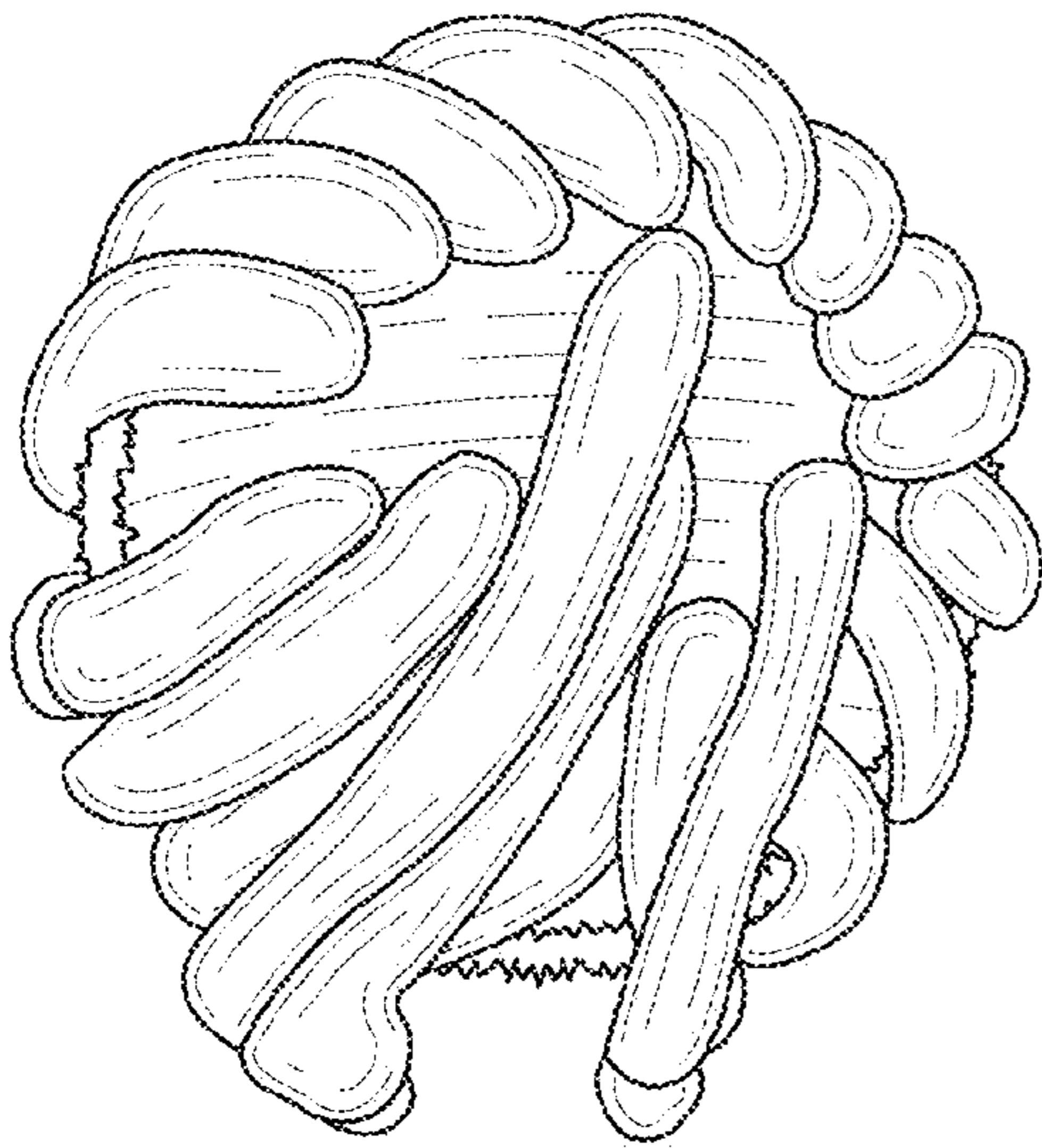


FIG. 6

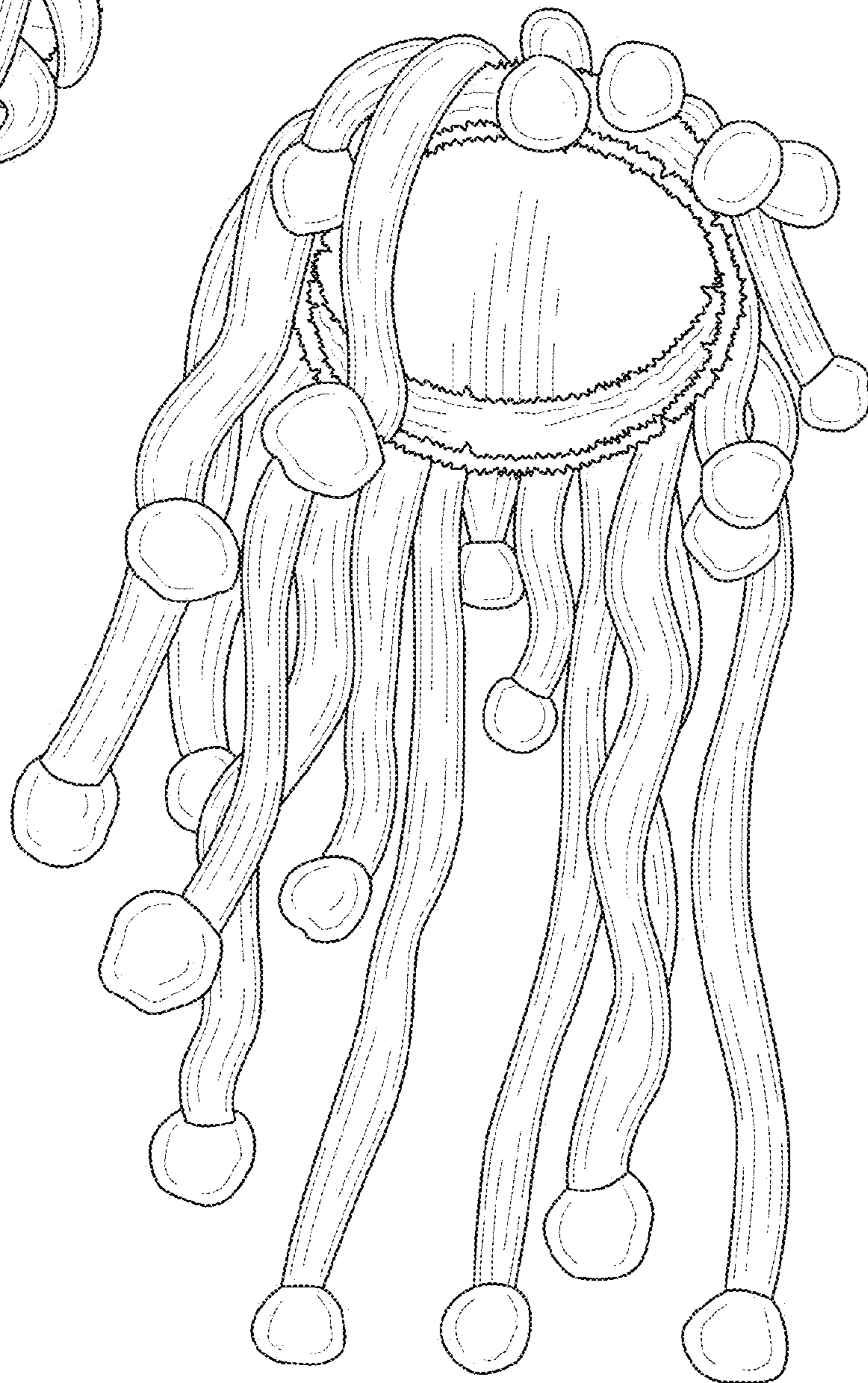


FIG. 7